


# Diagnostic Results

School  
Subject  
Academic Year  
Diagnostic  
Prior Diagnostic  
Placement Definition

S CHRISTA MCAULIFFE ELEM SCH  
Math  
2022 - 2023  
Most Recent  
BOY-ELA & MATH  
Standard View


Students Assessed/Total: **344/449**

## Overall Placement



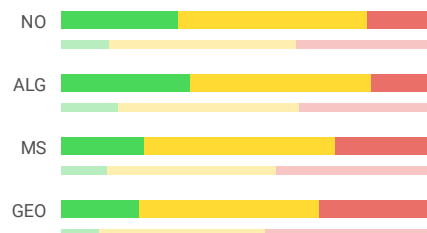
Most Recent

- At Risk for Tier 3  
22% (From 44%)
- Tier 2  
59% (From 50%)
- Tier 1  
19% (From 6%)



BOY-ELA & MATH

## Placement By Domain



Switch Table View

Show Results By

Placement Summary

Grade

Showing 5 of 5

Grade	Overall Grade-Level Placement	Students Assessed/Total
Grade K	Most Recent —	0/85
	BOY-ELA & MATH —	
Grade 1	Most Recent 24% 74% 3%	80/85
	BOY-ELA & MATH 5% 68% 28%	
Grade 2	Most Recent 9% 64% 27%	88/95
	BOY-ELA & MATH 3% 56% 41%	
Grade 3	Most Recent 23% 55% 22%	83/86
	BOY-ELA & MATH 5% 39% 57%	



# Diagnostic Results



School  
Subject  
Academic Year  
Diagnostic  
Prior Diagnostic  
Placement Definition

S CHRISTA MCAULIFFE ELEM SCH  
Math  
2022 - 2023  
Most Recent  
BOY-ELA & MATH  
Standard View

Grade		Overall Grade-Level Placement			Students Assessed/Total
Grade 4	Most Recent	19%	46%	34%	93/98
	BOY-ELA & MATH	9%	40%	52%	

