



Adie Weekly News

Week of 2/5-2/9



Dates To Remember






February

2024

SUN	MON	TUE	WED	THU	FRI	SAT
				1	Groundhog day	3
4	5	6	100th day of school. Early Release 1:30.	8	9	10
11	12 Spirit Week	13 Spirit Week District Science Fair.	14 Early Release 1:30 Spirit Week.	15 Spirit Week Winterfest	15 Spirit Week	17
18	19 No School-Vacation President's Day.	20 No School-Vacation.	21 No School-Vacation.	22 No School-Vacation	23 No School-Vacation	24
25	26	27	28 Early Release 1:30	29 Leap Day.		

Upcoming Events

Spirit Week

Monday 2/12	Tuesday 2/13	Wednesday 2/14	Thursday 2/15	Friday 2/16
Character day 	Hat/crazy hair day 	Red/pink day 	School gear day 	Pajama day 

District Science Fair

On Tuesday, **February 13th**, students in Ms. Ashley's class will be participating in the District Science Fair. We are very excited for this opportunity. This will be our first time participating in a district event.

Lowell Public Schools

SCIENCE FAIR

DATE: 2/13/24

LOCATION: LOWELL HIGH SCHOOL CAFETERIA

Time: 4:30-8:00

****Families are welcome to attend.**

****Transportation available if you are unable to bring your child.**



Curriculum Corner



High School Classes

Students in Ms. Sarah's, Ms. Casey's and Ms. Amy's class followed the steps in a simple recipe to




Ms. Heather's Class

Students in Ms. Heather's class completed a lesson on *Groundhog Day*. Students took turns making a choice to predict if the groundhog would see his shadow.



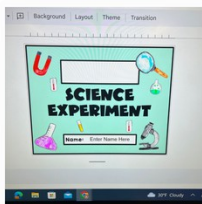


Every day the students in Ms. Jenna's class participate in the "Silly to Calm" song from the Quaver curriculum. This song is used to prepare their bodies to sit for afternoon circle by requiring them to follow along with the motor movements from the song/video.




Ms. Ashley's Class

Students in Ms. Ashley's class are preparing to participate in their first science fair. They spent the week learning about the process involved in science experiments including data collection, creating a hypothesis and tracking the information in digital notebooks. This week they practiced the process by collecting data on fruit snacks. They also spent time exploring options for their science projects for the science fair.




Art Class with Ms.Courtney

Students in Ms. Courtney's art created panda bears based on the model provided.








Library with Ms. Karen

This week during library class students participated in activities focusing on the Core vocabulary words of the month, "I", "you", and "make". They also completed activities based on the story *Bear Snores On* by Karma Wilson.



Staff Professional Development

Last Wednesday staff participated in a training with the district CLSP Coordinator, Fatima DeSousa. Ms. DeSousa led a group discussion regarding equity, ensuring diversity, inclusion and belonging.



Fun Around the School



Gym class



Art class



Art class



Making a robot out of a box



Music class



Gym Class



News from Nurse Lea

Vision and hearing screening has been rescheduled. Students will participate this Thursday, 2/8.

Parent/Family Resources

Core Vocabulary Words

Staff/students in the program focus on particular core vocabulary words each month. See below for a list of activities provided by our Speech Language Pathologists for parents to use at home to support the core words the students are learning. This month's core words..."make", "I", "you".

Core Word of the Week:
Make

Why it's powerful:
Think about how many times (and how many different ways) you use the word **make** every day! We make our beds, make breakfast, and try to make it to work on time. Sometimes, things might make us feel happy or mad. **Make** is a perfect word for kids to who love to build and create, and also pairs with action words like "go" and "stop" to direct other people.

Activity ideas:

- Ask your child what they would like to make for a meal or snack or tell them what you are making. Allow them to participate by getting ingredients for you or mixing things together. Talk about what you are making together.
- Use **make** to comment on causal relationships (the way one thing impacts another). "Your push made the tower fall down!" "That big engine makes the car go so fast!"
- If your child is getting the hang of directing you using "go" and "stop," add **make** to model simple functional phrases: "Make it go!" "Make it stop!"
- Get messy with arts and crafts! Ask your child to help you make a picture, painting, sculpture, or collage. Talk about and describe what they are making. "Wow, you made your clay ball so big!" "You made your picture look dark with black markers."
- Talk about emotions using **make**. For example: "The warm weather today makes me happy!"
- Run a short race around the house or yard with your child. When you reach the finish line, call out: "We made it!"

Modeling suggestions:

Reasons to communicate	Some ways to use the word
Requesting	"Make to make" "Make more"
Protesting/refusing	"Don't want to make!" "Don't make me!" "Make it stop!"
Questioning	"What did you make?" "What can we make?" "Did you make it?" "Make it!"
Directing	"Make it bigger!" "Make it go!" "You made it!" "Let's make more!"
Expressing feelings or opinions	"I like to make ____" "You make me happy!" "He made a small one!"
Describing	"He made a small one!" "Glad you could make it!"
Social routines	

Core word: I
Daily Opportunities to Model

Play activities
If there are pieces in a game that your child needs to collect, you can model "I want more!"

Activities
• I want bubbles
• I want books
• I want cars
• I want dolls

Vehicles
You can keep the vehicles and have your child ask for the vehicle he/she wants (e.g. I want bus, I want car).

Meal Time
You can make comments such as:
• I like _____
• I want _____
• I am all done

School Opportunities
• I need a break

Book Reading
If your child wants you to read a book to them, you can model "I want book."

Requesting for Help
Any time your child would need to ask for help (e.g. a zip-up jacket, open container, get something out of reach), you can model "I need help."

Book Suggestions
• Brown Bear, Brown Bear, What Do You See by Bill Martin Jr., Eric Carle
• Say Hello to the Baby Animals by Jan Whyrow
• With My Luck I'll Drive a Truck by David Friend
• Where Are You Going, Smelly Baby? by Meredith Smith
• Way Far Away on a Wild Safari by Jan Pech
• There Was an Old Man Who Swallowed the Moon by Jennifer Ward
• Put Me in the Zoo by Robert Lopshire

Feelings
If you notice that your child is feeling a certain way, you can model:
• I feel happy
• I feel sad
• I feel tired
• I feel hungry
• I feel thirsty
• I feel pain

Dressing
You can show your child the different pieces of clothing they need to wear and have them choose which one they want to put on first and then model (e.g. I want shirt, I want socks).

You can also show them two different colored options and once they choose one, you can model the color (e.g. I want red shirt).

Morning routine
• I am sleepy
• I want breakfast

Night routine
• I am not tired
• I want hug/goodnight

Places
• I want to go outside
• I want to go home
• I want to go to school
• I want to go swimming

Other Examples

ALL RIGHTS RESERVED © 2020 SISTERS OF SPEECH

Core word: you
Daily Opportunities to Model

Play activities
You can comment during the game:
• You are silly
• You win
• You lose
• You are cheating

School Opportunities
During school work, you can ask your student:
• Are you all done?
• If they get a reward after doing work, you can ask them what they would like for their reward:
• What do you want?

Meal Time
• Thank you
• Can you get water/juice?
• Can you get spoon/fork/spoon?
• Do you like it?
• You threw it out
• You go clean it

Music
• What song do you want?
• Who do you like?
• Do you like it?
• You are

Car Trip
You can race each other and then model "you win!"
• Are you all done?

Park
• You want to go on the swing?
• You want to play in the sand?
• You want to ride your bike?

Bubbles
• You popped it!
• You want more!

Cooking Together
When you are cooking together, you can offer some of the food for your child and model:
• You taste it
• Do you like it?

Bedtime
• You are all done
• Who do you want bubbles?
• Do you want to sleep?
• Are you clean?
• Are you ready?

Dressing
• What do you want to wear?
• You look good!

Morning/Night Routine
• Are you tired?
• Do you want to sleep?
• Do you want to take a bath?

Turn Taking Activities
You can take turns during activities (e.g. puzzles, building a tower or game) and when it is your child's turn, you can model "you go" to tell them to take their turn.
• You go

Other Examples

ALL RIGHTS RESERVED © 2020 SISTERS OF SPEECH

Upcoming Trainings

Through the Lurie Center for Autism...

Behavior Basics: 3-Session Workshop Series

Designed for parents of children of all ages, this interactive virtual workshop series helps caregivers understand the basic principles of behavior to better manage challenging behaviors at home. Discussion focuses on evidence-based applied behavior analysis (ABA) and applying this methodology to daily life. We recommend completing all three sessions in sequence.

PART 1 - INTRO TO ABA

This introductory class provides an ABA process overview and covers important topics such as data collection, assessment, daily schedule, and proactive strategies.

PART 2 - REINFORCEMENT AND LIMIT SETTING

In the second class, the topics of reinforcement, limit setting, and other behavioral interventions will be discussed.

PART 3 - PROBLEM SOLVING ABA

The final class will focus on what to look for in an ABA program and what to do when your child is not making progress.

Session Dates: Tuesday evenings, February 6th, 13th and 27th

Time: 6:00 p.m. - 7:00 p.m.

Group Participants: Open to parents of children of any age. *Participants do not need to be Lurie Center for Autism patients.*

Location: Virtual

Cost: \$35 per session

Registration is required. Call 781-880-1700 or email LurieCenter@mgib.org to reserve your spot.

LURIE CENTER FOR AUTISM

Lurie Center for Autism is an integrated and multidisciplinary clinical, research, training and advocacy program dedicated to treating individuals with autism spectrum disorder and other developmental disorders. Our mission is to treat individuals and support their families across the lifespan.

781-880-1700 | LurieCenter@mgib.org | www.luriecenter.org

February Vacation Event...

Rock The Spectrum in Westford, Ma.

We Rock The Spectrum®
KID'S GYM
For All Kids - Westford

Join us for this fun family event!

Toddlers to Teens

**Thursday,
February 22
10-12 noon**

PLAY WITH A PURPOSE™
Play With A Purpose™ is exercising and stimulating any of the senses
throughout physical, emotional, and social development.
What are the 7 senses?

SIGHT	SMELL
TASTE	HEARING
TOUCH	VESTIBULAR
PROPRIOCEPTION	

KIDSGYM

To attend click on the registration link below:
<https://form.jotform.com/240116142603037>

Register today - space is limited!

We Rock the Spectrum Kid's Gym is located at:
7 Liberty Way, Westford, MA

NortheastArc
Autism Support Center

The Arc



Registration

Parent Support Group

Support group for parents of children with Autism and Mental Health Conditions.

Autism Support Group

*for Parents of Children/Adults with
Autism & Mental Health Conditions*

*A collaboration between the
The Autism Support Center & The Adult Autism Support Center!*

**Tuesday,
February 27
6:30pm**

Last Tuesday monthly

Join our facilitators



Nancy A. Lucier
Program Director,
Autism Support Center



Daphne Thompson
Adult Autism Specialist, Central Middlesex
Adult Autism Support Center

*Meet with other parents who understand!
Learn, share, support, connect and be in the know!*

To attend please **click on registration link** below:

https://nearc.zoom.us/meeting/register/tJcruCqQTgiHNGhcs_-vgNmIaGyKLfCJBny

NortheastArc
Autism Support Center

NortheastArc
Adult Autism Support Center

The Arc



Registration Link

Family Event-Lunar New Year Celebration

Celebrate the Lunar New Year. This event is for families with children with autism and developmental disabilities. Register using the QR code below.



Vòng Tay Cha Mẹ Việt The Circle of Vietnamese Parents

Trân trọng kính mời các gia đình có con em khuyết tật và tự kỷ, cùng quý thân hữu đến với chương trình
We cordially invite all Vietnamese families with children with disabilities and autism to celebrate

**Mừng Xuân Giáp Thìn 2024
Lunar New Year - Year of Dragon 2024**

<u>Thời Gian:</u> Ngày 18, tháng 2, 2024 11:30 đến 2:30 trưa	<u>Date and Time:</u> February 18th, 2024 11:30 a.m to 2:30 a.m
<u>Địa điểm:</u> Florian Hall 55 Hallet Street Boston, MA 02122	<u>Location:</u> Florian Hall 55 Hallet Street Boston, MA 02122

Vui lòng đăng ký tham gia trước ngày 10 tháng 2, 2024
Please kindly register for participation before February 10, 2024.

• • • • •

Link đăng ký
Scan to register


Scan to Register

Hoặc liên hệ - Contact Us:
Anh Quân (781-439-2658)
Chị Hoa (508-271-5777)



Adie School Links

[Adie School Website](#)

[Adie School Facebook Page](#)



Christine Adams

Christine is using Smore to create beautiful newsletters