



## Dates to Remember

2024 April						
Sunday	Monday	Tuesday	Wednesday	Thursday	Friday	Saturday
	1	2 Autism Awareness day	3 Weekly early release 1:30	4	5	6
7	8	9	10 Weekly early release 1:30	11	12	13
14	15 VACATION	16 VACATION	17 VACATION	18 VACATION	19 VACATION	20
21	22	23	24 Weekly early release 1:30	25	26	27
28	29	30				
Your paragraph text						

## Congrats to the Teachers!!!!

Big shout out to all of our hard working teachers. They have been working since the fall identifying strands and collecting work samples to create the student MCAS alternate assessment portfolios for the state. On Wednesday they were boxed and shipped out to DESE for review. Great job teachers!






## Classroom News

### Ms. Allison's Class


Students in Ms. Allison's class having some fun during leisure time.



### Ms. Ashley's Class


After being rescheduled twice, the district science fair finally took place this past week. The students in Ms. Ashley's class worked very hard to identify ideas for their science projects, assemble their projects and complete the district requirements (poster displays, digital notebooks) in order to participate. On Tuesday evening they displayed their projects at the science fair and answered questions for the judges. We are very proud of the students and staff in Ms. Ashley's class for participating in this district event.





## Ms. Sarah's Class





Students in Ms. Sarah's completing a variety of hands on activities during their work block.



## Library with Ms. Karen

This week in library with Ms. Karen, students continued participating in a variety of activities related to the Core Vocabulary words of the month. They also participated in movement songs and follow up activities to a story.





Week of: 03/25-03/29  
Wednesday

1- Follow along with the song

1- Read & follow along with core board

3- Matching Activities

3- Boom Cards

4- Pick a book

## Fun Around the Program







### News from Nurse Lea

Free medical screening for adults and children. See attached flier.



Love All Serve All

# FREE Medical Clinic & Health Screening

Location: Sai Unity Center, 40 Old Ferry Road, Lowell, MA 01854  
Date & Time: Saturday, April 27<sup>th</sup>, 2024 (8am – 2pm)

Free  
Reading  
Glasses

Free  
Dental  
Hygiene  
Kits

## Leading Doctors Offering

- ✓ Internal Medicine
- ✓ Mental Health
- ✓ Endocrinology
- ✓ Cardiology
- ✓ Vision Checkup
- ✓ Physical/Occupational Therapy
- ✓ Pediatrics
- ✓ Blood Sugar / Cholesterol Test
- ✓ Blood Pressure / BMI
- ✓ Nutrition
- ✓ Cancer Awareness
- ✓ Dental Check / Fluoride Treatment

No Cost /  
Free

- Please bring list of medication taken regularly
- Onsite MassHealth registration available
- Pharmacy prescriptions NOT provided

Insurance  
Not  
Required

## Medical Clinic Registration Details

Registration <https://bit.ly/3QYEEAo>  
Email [medicalcamp@lasane.org](mailto:medicalcamp@lasane.org)  
Phone 978-995-5294 or 617-953-1080



Scan to Register

**WALK-INS WELCOME THROUGH 1:30 PM**

LASA Foundation Inc.  
IRS 501(c)(3) Nonprofit Corporation  
[www.lasane.org](http://www.lasane.org)

## Parent/Family Resources

### Core Vocabulary Words

Staff/students in the program focus on particular core vocabulary words each month. See below for a list of activities provided by our Speech Language Pathologists for parents to use at home to support the core words the students are learning. This month's core words..."open" and "put".

#### Core word: put Daily Opportunities to Model

##### Getting Dressed

When you are getting ready to go outside, you can remind your child of what they need to wear before they head out (e.g. "put on hat", "put on gloves", "put on necktie").

##### Dress Up Game

You can play dress-up with your child and take turns telling each other what to put on (e.g. put on pink dress, put on hat).

##### Stickers

When your child gets a sticker, you can model "put on" before you put the sticker on their hand or a piece of paper.

##### Puzzles

When you are working on a puzzle together, you can model "put here" when the puzzle piece fits. You can also model "do not put here" when the puzzle piece does not fit in the spot.

##### Play-doh

When you are pressing play-doh rollers and cutters into the play-doh, you can model "put on".

##### Book Suggestions

- A Fish Out of Water by Helen Palmer
- Are You My Mother? by P.D. Eastman
- Five Little Monkeys Jumping on the Bed by Eileen Christelow
- If You Give a Cat a Cupcake by Laura Numeroff
- If You Give a Pig a Party by Laura Numeroff
- Put Me in the Zoo by Robert Lopshire
- Tricky Treats by Andrea Zimmerman and David Clements
- Warning: Do Not Open This Book! by Adam Leithaupt

##### Clean Up

When you are cleaning up toys, you can model "put away" as you place the toys in their appropriate sections. You can also model "put that here", "put that up", or "put that in" while you put the toys away.

##### Food

For certain foods, you can model "put some on" (e.g. ketchup, salt, toppings/cheese on pizza, maple syrup).

##### Painting

If you are painting with your child, you can model "put in" when you are dipping your paintbrush in the water to clean off the brush.

##### Sunscreen/Lotion

When you are getting ready to go outside, you can model "put on sunscreen". After your child takes a bath, you can model "put on lotion" and then put the lotion on them.

##### Washing Hands

You can model "put on" when you are putting soap on your hands.

##### Straws

You can model "put in" before you put the straw in a juice box.

##### Hockey Puck

You can sing the hockey song and model "put".

##### Other Examples

\_\_\_\_\_

\_\_\_\_\_

\_\_\_\_\_

\_\_\_\_\_

\_\_\_\_\_

#### Core word: open Daily Opportunities to Model

##### Container

Place your child's snack in a clear container that they can't open themselves. Let them try to open the container, and when they are unable to, model "open" and then help them open the container.

##### Doors

When you are using any door, you can model "open" before opening the door. This can also apply to the doors of vehicles.

##### Refrigerator/Cupboard

You can model "open" before you open the refrigerator or cupboard to get food or a drink.

##### Books

You can model "open" when you open a book to the first page. If there are flaps in the book, you can model "open" before you open the flaps.

##### Jars/Canned Food

If your child is struggling to open a jar of food (e.g. jam, peanut butter, beans, etc.), you can model "open" and then open the container.

##### Packaged Snacks

If your child has packaged snacks, you can model "open" before helping them open their snack.

##### Peek-a-boo

When playing peek-a-boo with your child, one parent can cover their eyes. When the other parent models "open", the first parent can open their eyes and make a silly face.

##### Laptop

Have the laptop closed and then model "open" and then open the laptop to watch their favorite videos/long or to play a game.

##### Windows

You can model "open" before opening windows around your home.

##### Waterbottle

You can model "open" before you open your child's waterbottle.

##### Lunchbag

You can model "open" before your student opens their lunchbag at school to eat their lunch. You can also do this at home when your child opens their lunchbag to give you the used containers in their bag.

##### Other Examples

\_\_\_\_\_

\_\_\_\_\_

\_\_\_\_\_

\_\_\_\_\_

\_\_\_\_\_

\_\_\_\_\_

\_\_\_\_\_

\_\_\_\_\_

\_\_\_\_\_

\_\_\_\_\_

\_\_\_\_\_

\_\_\_\_\_

\_\_\_\_\_



# iCan Bike - Groton, MA

We understand that the vast majority of people with disabilities never have the experience of independently riding a conventional two-wheel bicycle during their lifetime. Research shows that over 80% of people with Autism and 90% of people with Down syndrome never experience this thrill. Defying these odds is why we exist!



## "iCan Bike" Camp

iCan Bike:

iCan Bike programs are for people with disabilities ages eight and up. We understand that the vast majority of people with disabilities never experience the thrill of independently riding a two-wheel bicycle during their lifetime. For example, recent research shows that over 80% of people with Autism and 90% of people with Down syndrome never learn to ride a two-wheel bicycle. Defying these odds is why we exist!

Our adapted iCan Bike program resulted from more than twenty years of research by Dr. Klein, a mechanical engineering professor, and his students at the University of Illinois. Dr. Klein retired from his academic career at the University of Illinois in 1998 and offered the first bike camp in 1999 in La Crosse, WI. In the ensuing years, Dr. Klein and his wife invested a significant portion of their lives in growing the bike program to three fleets of bikes and approximately 30 camps in 2006.

Our bike camps occur predominantly in the summer months but also during week-long school breaks. We collaborate primarily with local charities, parks and recreation departments, colleges, universities, motivated parents and other individuals we refer to as our camp 'hosts' who secure a local facility and recruit riders and volunteer spotters for the 5-day (M – F) camp.

Hosts pay us a fixed fee to conduct these 5-day camps which consist of five 75-minute bike-riding sessions per day with a range of four to eight riders per session. The number of riders per session depends on the square footage of the indoor riding area of the host-provided facility and the host's recruiting efforts. The fixed fee for our iCan Bike camp remains the same regardless of how many riders the host facility can accommodate (between 20 and 40 riders).

For more details about hosting one of our iCan Bike Camps, please visit our [iCan Bike Host](#) page.

## DDS 101 Training

Join the Department of Development Services for an overview on the assistance their organization can provide to your child and family.



**Join us via Zoom on the dates  
below to learn more about  
DDS!**

Tuesday, 4/2/24 at 9:00 am  
Wednesday, 6/5/24 at 12:00 pm

**[Click Here to Register!](#)**

Questions?  
[Rebecca.Hogan@Mass.gov](mailto:Rebecca.Hogan@Mass.gov)

**Adie School Website**

**Adie School Facebook Page**



**Christine Adams**

Christine is using Smore to create beautiful newsletters