



Central Administration Leadership Team



Jeannine M. Durkin
Superintendent of Schools

*Deputy Superintendent
Student Support Services*

Billie Jo Turner
*Assistant Superintendent
Finance and Operations*

Robin Desmond
*Assistant Superintendent
Curriculum, Instruction & Assessment*



Lowell School Committee

2019-2020



William Samaras

Mayor and Chairperson

Jacqueline Doherty

Vice Chairperson

Andre P. Descoteaux

Robert J. Hoey Jr.

Dominik Hok Lay

Constance A. Martin

Gerard Nutter



Strategic Mission and Vision
Inspiring and Empowering Education

Our Vision

The Lowell Public School System:

- Inspires Learners to Discover and Develop their Talents.
- Engages Learners to Think Creatively and Critically.
- Empowers Learners to Become Active, Contributing Members of the Community, Our Nation, and Our World.

Our Values

The Lowell Public School System Values:

- The Limitless Potential of all Teachers and Students.
- School Cultures that are Welcoming, Respectful, Safe, and Healthy.
- Collaborative, Professional Growth of Educators throughout their Careers.
- Partnerships with Schools, Families, and the Community.
- Equity and Transparency in all our Actions and Interactions.

Lowell Public Schools will provide an inspiring and empowering education by creating five pillars to support and drive its vision.

Pillar 1: Excellent Teaching and Learning, Everywhere

Pillar 2: Students Learn Through Respectful and Joyful School Experiences

Pillar 3: Students Learn From a Highly Qualified, Skilled, and Diverse

Pillar 4: Every Educator Engages Parents, the Community and Partners

Pillar 5: All Schools are Safe and have Adequate Resources and Equitable



Table of Contents

<u>Tab</u>	<u>Description</u>
Budget Narrative	Budget Narrative and Recommended FY20 Budget
Position Control Sheets	School Staffing and Position Control Plans
Staff Salary Book	Lowell Public School Employee Salaries
Grants	Grants Summary
Capital Projects	MSBA Proposals
School Site Data	School Profiles

Budget Narrative
May 6, 2019

General Budget Overview - Funding

Despite the fiscal challenges our district has survived this past year and continues to face, we are committed to our mission of ensuring student achievement and success with the use of our limited resources. The Lowell Public School's general fund budget (local budget) provides baseline funding for Pre-K through grade 12 educational programming. Our public school funding is based on a foundation budget premise intended to assure a fair and adequate "minimum spending" for each district. This "fair and adequate" amount is determined using the October 1st student count data multiplied by an assigned rate for each student based on defined criteria/components. (See column headings below.)

Massachusetts Department of Elementary and Secondary Education
Office of School Finance
1/23/2019

FY20 Chapter 70 Foundation Budget

160 LOWELL

	Base Foundation Components										Incremental Costs Above the Base					High Needs Increment	TOTAL*
	Pre- School	Kindergarten		Elementary	Jr High/ Middle	High School	Early College or Innovation Pathways	Vocational	Special Ed In District	Special Ed Out of Dist	EL	EL	EL				
		Half-Day	Full-Day								PK-5	6-8	High	Enroll			
Foundation Enrollment	610	1	1,426	6,955	4,000	3,486	0	180	604	139	2,325	731	422	9,876	9,876	16,353	
1 Administration	119,542	196	558,892	2,715,873	1,567,720	1,366,248	0	70,547	1,633,808	445,663	200,485	78,794	54,581	562,537	0	9,384,907	
2 Instructional Leadership	215,897	354	1,009,408	4,923,166	2,831,440	2,497,600	0	127,415	0	0	350,843	137,881	95,520	2,665,454	0	14,824,958	
3 Classroom and Specialist Teachers	989,957	1,623	4,628,454	22,573,983	11,425,000	14,642,585	0	1,283,312	5,391,153	0	2,455,738	965,139	668,600	28,020,198	0	91,047,562	
4 Other Teaching Services	233,894	416	1,187,102	5,789,829	2,387,000	1,739,096	0	89,798	5,031,645	6,808	350,843	137,881	95,520	0	0	17,061,833	
5 Professional Development	30,150	64	183,127	893,300	535,980	470,645	0	40,178	290,064	0	100,281	39,394	27,287	1,262,350	0	3,872,749	
6 Instructional Equipment & Tech*	143,283	233	889,906	3,267,320	1,879,320	2,620,252	0	236,767	226,995	0	250,589	98,480	68,221	393,471	0	9,654,638	
7 Guidance and Psychological	72,028	118	336,807	1,642,701	1,297,520	1,373,798	0	70,938	0	0	150,358	59,094	40,934	1,053,070	126,215	6,184,181	
8 Pupil Services	28,646	47	134,001	980,168	920,840	1,850,543	0	95,553	0	0	50,127	19,700	15,647	5,474,938	129,968	9,698,199	
9 Operations and Maintenance	274,903	451	1,285,254	6,268,542	3,908,920	3,302,741	0	319,187	1,823,040	0	601,408	236,362	163,740	0	0	16,186,126	
10 Employee Benefits/Fixed Charges*	316,824	519	1,481,258	7,224,745	4,279,141	3,373,937	0	251,251	2,038,399	0	551,281	216,661	150,093	4,208,954	0	24,063,662	
11 Special Ed Tuition*	0	0	0	0	0	0	0	0	0	4,231,327	0	0	0	0	0	4,231,327	
12 Total	2,454,124	4,023	11,474,209	56,289,627	31,023,251	33,267,265	0	2,586,924	16,409,105	4,683,798	5,061,920	1,989,387	1,574,142	41,441,572	256,183	208,259,542	
13 Wage Adjustment Factor	100.0%																
14 Economically Disadvantaged Decline	10																
*The wage adjustment factor is applied to underlying rates in all functions except instructional equipment, benefits and special education tuition.																	
Total foundation enrollment does not include incremental costs above the base. The pupils are already counted in columns 1 to 8.																	
Total foundation enrollment assigns pupils in pre-kindergarten and half-time kindergarten an enrollment count of .5.																	
Special education in-district enrollment is an assumed percentage, representing 3.75 percent of K to 12 non-vocational enrollment and 4.75 percent of vocational enrollment.																	
Special education out-of-district enrollment is also an assumed percentage, representing 1 percent of non-vocational K-12 enrollment.																	
Economically disadvantaged enrollment is the total enrollment of students who are directly certified as eligible for the Supplemental Nutrition Assistance Program (SNAP), the Transitional Assistance for Families with Dependent Children (TAFDC), and Massachusetts Medical Aid.																	
English learner enrollment includes students with low English proficiency as measured by the statewide ACCESS for ELLs test.																	
Each component of the foundation budget represents the enrollment on line 10 multiplied by the appropriate state-wide foundation allotment.																	
The foundation budget shown on this page may differ from the final number used in the formula, due to rounding error.																	
Foundation Budget per Pupil																12,735	

English learner foundation budget as % total foundation budget	4.0%
Economically disadvantaged foundation budget as % total foundation budget	39.9%

Once the total is calculated, the state determines the amount that the local City can afford using property taxes and income to calculate its "ability to pay." The Chapter 70 state aid is then calculated taking the required Foundation Budget total less the required city contribution.

FOUNDATION BUDGET - CITY CONTRIBUTION = CHAPTER 70 ASSISTANCE

Per the Foundation Budget shown above (final column), the state calculated minimum spending for Lowell Public Schools is \$208,259,542 for the FY19/20 school year. This equates to approximately \$12,735 per student for the 16,353 reported students on October 1st.

Of the \$208,259,542 foundation budget (required minimum), \$158,632,652 will be provided through Chapter 70 state aid. This is \$9,923,213 higher than the aid received in FY18/19. The required district contribution also increased by \$2,226,045 to \$49,626,890. Of this \$49,626,890, the City will give us \$623,148 in increased direct aid from the City (cash). Thus, the direct aid (cash) from the City will increase from the \$15,736,053 to \$16,359,201. The remaining City contribution of \$33,267,689 will be through charge offs to City expenses per the Maintenance of Effort agreement.

These DESE driven figures are depicted in the following data chart retrieved from the DESE website at <http://www.doe.mass.edu/finance/chapter70/fy2020/prelim.html>. They are also summarized

on the FY19/20 Budget Summary following this chart along with the FY18/19 data to show the change between fiscal years.

Massachusetts Department of Elementary and Secondary Education

FY20 Chapter 70 Summary

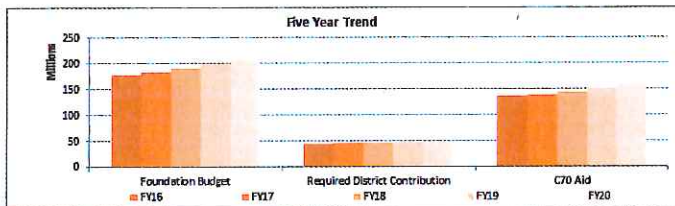
160 Lowell



Aid Calculation FY20

Comparison to FY19

		FY19	FY20	Change	Pct Chg
Prior Year Aid		16,184	16,353	169	1.04%
1 Chapter 70 FY19	150,935,483	198,336,328	208,259,542	9,923,213	5.00%
Foundation Aid		47,400,845	49,626,890	2,226,045	4.70%
2 Foundation budget FY20	208,259,542	150,935,483	158,632,652	7,697,169	5.10%
3 Required district contribution FY20	49,626,890	198,336,328	208,259,542	9,923,214	5.00%
4 Foundation aid (2-3)	158,632,652				
5 Increase over FY19 (4-1)	7,697,169				
Minimum Aid					
6 Minimum \$20 per pupil increase	0				
Non-Operating District Reduction to Foundation					
7 Reduction to foundation	0				
FY20 Chapter 70 Aid					
10 Sum of line 1, 5, & 6 minus 7	158,632,652				



FY 2019/20 BUDGET SUMMARY					
	FY 18/19 Original	FY18/19 Modified	FY19/20 Preliminary	Change	
Chapter 70 State Aid:	\$ 149,786,272.00	\$149,786,272			
Chapter 70 Supplemental Aid		\$1,149,211			
Hurricane Relief					
Emergency Relief					
Total State Aid	\$ 149,786,272.00	\$150,935,483	\$160,069,667	\$9,134,184	6.05%
Total City Cash Contribution					
City of Lowell Cash Contribution Transportation	\$ 9,600,541.00				
City of Lowell Cash Contribution Adult Education	\$ 486,274.00				
City of Lowell Cash Contribution Operations	\$ 5,649,238.00				
Total Local Aid	\$ 15,736,053.00	\$15,736,053	\$16,359,201	\$623,148	3.96%
Revenue - FY2019 State & Local	\$ 165,522,325.00	\$166,671,536	\$176,428,868	\$9,757,332	
Grants/Allowed Offsets	\$ 16,148,876.00	\$15,753,451	\$12,479,160	-\$3,274,291	
Total Revenue/Funding Sources	\$ 181,671,201.00	\$182,424,987	\$188,908,028	\$6,483,041	3.55%
Expense - FY2019 Local Budget:	\$ 165,522,325.40	\$166,671,537			
Expense - Grant & Revolving Fund	\$ 16,148,876.00	\$15,753,451	\$12,479,160		
Grants	\$ 9,975,452.00				
Allowed Offsets	\$ 1,778,918.00	\$15,753,450			
Expense - FY 2019 Local, Grants and Revolving Funds	\$ 181,671,201.40	\$182,424,988	\$12,479,160		

Due to the limited resources with unlimited need, the budgeting process was complex. Each school was asked to share their views on what they need to function. Each school had a list.

Budgeting Process

Typically, the first step in our budget process would be to determine the cost of the existing budget if the current models and programs were maintained. Any necessary additions/changes would be made and then compared to the projected revenue. Due to the extensive midyear cuts in FY18/19, the first step was to add back all of the necessary but unfilled positions and costs. The first draft showed a deficit based on the preliminary funding numbers known at the time. Meetings were held with the Principals to verify their rosters and hear their concerns. During these meetings, it became evident that many schools had made exchanges and/or sacrifices over the years to hold onto certain positions. With the dismal outlook of the budget, all of these past negotiated staffing models would not be affordable. The dilemma would be determining which of the many would be honored and maintained. During these verification sessions

with the Principals, it was also learned that positions were kept over the years for ELL populations or 1 to 1 paras despite the student(s) no longer being at the school.

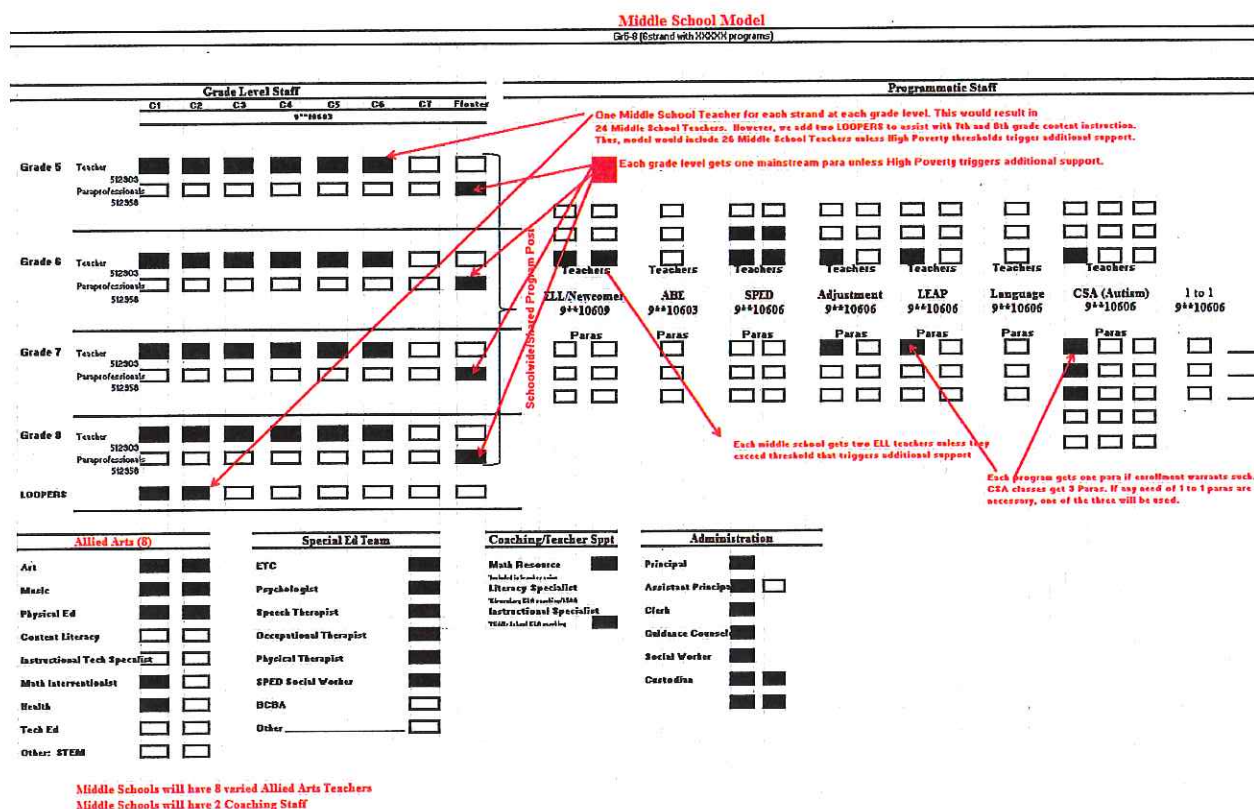
With the lack of internal controls, a systematic staffing model was not maintained. A position control standard was developed for elementary and middle schools reflecting what the school staffing should include. These position control documents visually reflected where there were concerns of excess (red) and shortages (yellow). The elementary model shown below highlights the following:

- Will have four classroom teacher by grade level plus teachers for any Preschool classes
- Will have one para for each Preschool or Kindergarten class
- Will have one floating para for each grade level
- May have an ELL Teacher based on ELL enrollment with more if exceed trigger thresholds
- Will have a Special Education teacher for each grade level (four)
- Will have three paras for each CSA classroom
- May have one para for each Adjustment or LEAP classroom
- May have more paras for such classes if high need
- Will have four Allied Art Teachers
- Will have a Math Resource Teacher (Coach) and Literacy Specialist
- Will have a Literacy Specialists and other combinations of support

Elementary Model									
PreK to 4 (stand with CSA program)									
Grade Level Staff							Programmatic Staff		
PreSchool Teacher	CE	CE	CE	CE	CE	CE			
512303 Paraprofessionals 512358									
Kindergarten	CE	CE	CE	CE	CE	CE			
Teacher 512303 Paraprofessionals 512358									
1st	CE	CE	CE	CE	CE	CE			
Teacher 512303 Paraprofessionals 512358									
2nd	CE	CE	CE	CE	CE	CE			
Teacher 512303 Paraprofessionals 512358									
3rd	CE	CE	CE	CE	CE	CE			
Teacher 512303 Paraprofessionals 512358									
4th	CE	CE	CE	CE	CE	CE			
Teacher 512303 Paraprofessionals 512358									
							<p>One Elementary Teacher for each strand at each grade level. Each Preschool and Kindergarten class get a para. The rest of the grade level should get 1 ELL and 4 SPED teachers if enrollment warrants. Exceeding trigger thresholds would result in more apps get 4 Allied Arts, Math Resource and Literacy Specialist.</p>		
							<p>ELL/Newcomer 9**10609</p> <p>ABE 9**10603</p> <p>SPED 9**10606</p> <p>Adjustment 9**10606</p> <p>LEAP 9**10606</p> <p>Language 9**10606</p> <p>CSA (Autism) 9**10606</p> <p>1 to 1 9**106</p>		
							<p>Teachers</p> <p>Teachers</p> <p>Teachers</p> <p>Teachers</p> <p>Teachers</p> <p>Teachers</p> <p>Teachers</p>		
							<p>Paras</p> <p>Paras</p> <p>Paras</p> <p>Paras</p> <p>Paras</p> <p>Paras</p> <p>Paras</p>		
							<p>Math Resource</p> <p>Literacy Specialist</p> <p>Instructional Specialist</p>		
							<p>Principal</p> <p>Assistant Principal</p> <p>Clerk</p> <p>Guidance Counselor</p> <p>Social Worker</p> <p>Custodian</p>		

The middle school model show below reflects the standard staffing at this level:

- Will have one teacher per grade level per strand (eg. six strand will have six 5th grade teachers)
- Will have one floating para per grade level
- May have additional paras based on high needs such as poverty, ELL or SPED numbers
- Will have at least one ELL teacher plus more based on ELL enrollment
- Will have four to five special education teachers (based on caseloads)
- Will have three paras for each CSA classroom
- May have one para for each Adjustment or LEAP classroom
- May have more paras for such classes if high need
- Will have eight Allied Arts teachers
- Will have two looping teachers to assist with content instruction
- Will have a Math Resource Teacher (Coach) and Instructional Specialist



These models are standard and there may be purposeful variations based on threshold triggers. ELL, poverty and special education caseload data are being reviewed to confirm or negate these variances. This analysis will be done regularly to ensure that the staffing models reflect the changes to school demographics and student need. For example, below you will see a table that shows the ELL percentages by school. This table reflects the ELL enrollment percentage and the percent of this population that are considered high need due to test scores. In addition, the table reflects recommendations for changes to FTEs provided by the Curriculum Department.

School	Total School Enrollment	EL Enrollment	Percentage (%) EL Enrollment	Percentage (%) EL at PL 1.0-2.9	Existing		Recommended	
					# of ESL Teacher(s)	# of ESL Tutor(s)	# of ESL Teacher(s)	# of ESL Tutor(s)
Adie Day School	54	2	.04%	50%				.5
Bailey	506	138	27%	31%	1	1	2	2
Bartlett C.P.	486	139	29%	21%	1	3	2	2
Butler	552	95	17%	22%	3	3	2	1
Riverside/BRIDGE	47	15	33%	50%		1		2
Cardinal O'Connell Early Learning	116	15	13%	50%				2
Daley	685	99	14%	14%	2	2	2	1
Greenhalge	521	155	30%	39%	2	2	2	3
Laura Lee Therapeutic Day	28	4	14%	50%		1		1
Leblanc Therapeutic Day	44	2	.05%	0%				.5
Lincoln	528	189	36%	29%	3	2	3	1
Lowell Collaborative Preschool	127	31	24%	50%				2
Lowell High	3,086	427	14%	43%	16	5	14	6
McAuliffe	509	119	23%	37%	1	2	2	1
McAvinnue	501	180	36%	30%	2	2	3	1
Moody	289	137	47%	27%	.5	2	2	1
Morey	517	212	41%	28%	2	3	3	2
Murkland	511	212	41%	34%	2	2	3	3
Pawtucketville	509	104	20%	26%	2	2	2	1
Pyne Arts	495	90	18%	15%	1		1	1
Reilly	580	161	28%	32%	3	3	3	1
Rogers STEM Academy	657	194	30%	25%	3	1	4	1
Robinson	727	229	31%	27%	3	2	3	1
Shaughnessy	501	144	29%	35%	1	2	2	2
Stoklosa	674	213	32%	21%	3	2	3	2
Sullivan	483	128	27%	32%	3	2	2	1
The Career Academy	84	14	17%	20%		1		2
Wang	679	175	26%	16%	4	2	3	1
Washington	261	84	32%	30%	.5	1	1	2
Total	14,771	3,652			59	49	65	47

Other examples of data that will be reviewed regularly include the following table on economic disadvantage also provided by the Assistant Superintendent of Curriculum. It shows the percent of economically disadvantaged students at each school based on total enrollment. Offering this data to both the School Committee and the school leaders will help alleviate concerns about inequity and explain why some schools may lose a position while others gain one. None of our schools have all that they need. However, some have far more than those that have double the need. The "position control" drafts included in this budget will help viewers understand any future moves. Though the budget is balanced, changes based on the position controls will continue without impact to the overall budget. An addition in one area will be offset by a reduction in another area.

School	Total School Enrollment	Percentage Econ Dis	# of Student
Adie Day School	53	63%	33
Bailey	507	46.3%	234
Bartlett C.P.	489	56.5%	276
Butler	552	52.7%	290
Riverside/BRIDGE	42		
Cardinal O'Connell Early Learning	116	56.7%	66
Daley	687	39.4%	271
Greenhalge	523	67.9%	355
Laura Lee Therapeutic Day	27	90%	24
Leblanc Therapeutic Day	45	82.9%	37
Lincoln	528	63.1%	333
Lowell Collaborative Preschool	127		
Lowell High	3,086	46.1%	1422
McAuliffe	509	63%	320
McAvinnue	501	62.5%	313
Moody	289	65.7%	190
Morey	517	42.3%	219
Murkland	511	70.5%	359
Pawtucketville	509	42.5%	216
Pyne Arts	495	44.1%	218
Reilly	580	49.6%	288
Rogers STEM Academy	727	60.7%	441
Robinson	657	63.3%	416
Shaughnessy	501	59.2%	297
Stoklosa	674	63.6%	429
Sullivan	483	57.7%	279
The Career Academy	84	69.5%	58
Wang	679	50%	339
Washington	261	50.8%	133
Total	14,771		

All in all, this work in progress change will impact our budget going forward. This will allow us to operate more efficiently and redistribute resources rather than continuous additions that cost more than we can hope to receive.

Budget Changes for FY20

- Based on School Committee approval, the Superintendent's and Chief Human Resource Officer's salary ranges were increased.
- Reductions to the 1400 Finance and Administrative services were made including the Assistant Business Manager, four part-time Computer Repair Technicians and the Database Administrator.
- The Director of Accountability position was eliminated.
- One BCBA, two ETCs and one Psychologist were eliminated. The Special Education Administration will restructure team supports to ensure student needs are met.
- The Special Education Paraprofessional number was increased to reflect the addition of 1:1 paraprofessionals and other additional staffing positions since the original budget was created for FY19.
- The PEG funds of \$108,000 will offset the Audio Visual salaries remaining.
- Two Social Workers were eliminated. A stipend will be added for social worker supervision and planning and implementing professional development.
- Coaches were reduced in some areas to allow for equity with other areas (eg. Choral/Band).
- Elimination of 3 Middle School Band Teachers.
- Addition of two 7th Grade Teachers at the STEM Academy.
- Addition of two 8th Grade Teachers at the STEM Academy.
- Addition of one Allied Arts Teacher at the STEM Academy.
- Addition of one Special Education Teacher at the STEM Academy.
- Addition of one Speech and Language Pathologist Assistant shared between the Adie Day School and Cardinal O'Connell Early Learning Center.
- Addition of one COTA shared between the Adie Day School and Cardinal O'Connell Early Learning Center.
- Replace a Math Interventionist Teacher with a Social Worker at the Robinson Middle School. The turnaround grant will cover cost differential.

- Reassign one Teacher as a CSA Pre-K Teacher to the Reilly School.
- Reassign one Teacher as a mainstream Pre-K Teacher to the Reilly School.
- Reassign four Paraprofessionals as a mainstream Pre-K Paraprofessionals to the Reilly School.
- Replace Behavior Modification Specialist at the Career Academy with a Social Worker.
- Addition of one Special Education 1:1 nurse at the Bartlett School.
- Eliminate one In-house Suspension Teacher at LHS.
- Reduction of EL tutors in days of service by \$50,000.
- Reduction of Interventionist tutors in days of service by \$293,000.
- Reduction of Teacher Mentor stipends by 45,000.
- Merit increases were reduced due to negotiations with eight principals.
- The photocopier purchases account was increased by \$50,000 due to daily operational needs.
- Increased the computer hardware line item by \$61,000.
- Increased the computer software line item by \$232,000.
- Reduction of auditing services by \$60,000.
- Out of District tuition includes a 5% increase for tuition but does not include a buffer for additions that consistently occur throughout the year.
- Professional Development was reinstated by \$40,000.
- Transportation was increased by \$435,313.
- Athletic supplies were reduced by \$10,000.
- Reinstated facilities budget and remove off-sets.

FY20 Chapter 70 Foundation Budget

160 LOWELL

	1	2	3	4	5	6	7	8	9	10	11	12	13	14	15	
	Base Foundation Components										Incremental Costs Above the Base					
	Pre-School	Kindergarten Half-Day	Kindergarten Full-Day	Elementary	Jr High/ Middle	High School	Early College or Innovation Pathway	Vocational	Special Ed In District	Special Ed Out of Dist	EL PK-5	EL 6-8	EL High	EcoDis	High Needs Increment	TOTAL*
Foundation Enrollment	610	1	1,426	6,955	4,000	3,486		0	180	604	159	2,325	731	422	9,876	16,353
1 Administration	119,542	196	558,892	2,725,873	1,567,720	1,366,268		0	70,547	1,633,808	445,663	200,485	78,794	54,581	562,537	9,384,907
2 Instructional Leadership	215,897	354	1,009,408	4,923,166	2,831,440	2,467,600		0	127,415	0	0	350,843	137,881	95,520	2,665,434	14,824,958
3 Classroom and Specialist Teachers	989,957	1,623	4,628,454	22,573,983	11,425,000	14,642,385		0	1,285,312	5,391,153	0	2,455,758	965,139	668,600	26,020,198	91,047,562
4 Other Teaching Services	253,894	416	1,187,102	5,789,829	2,397,000	1,739,096		0	89,798	5,033,645	6,808	350,843	137,881	95,520	0	17,081,833
5 Professional Development	39,150	64	183,127	893,300	556,960	470,645		0	40,178	260,064	0	100,231	39,394	27,287	1,262,350	3,872,749
6 Instructional Equipment & Tech*	143,283	235	669,906	3,267,320	1,879,120	2,620,252		0	236,767	226,995	0	250,589	98,480	68,221	193,471	9,654,638
7 Guidance and Psychological	72,029	118	336,807	1,642,701	1,257,520	1,373,798		0	70,936	0	0	150,358	59,094	40,934	1,053,670	6,184,181
8 Pupil Services	28,646	47	134,001	980,168	920,840	1,850,543		0	95,553	0	0	50,127	19,700	13,647	5,474,958	9,698,199
9 Operations and Maintenance	274,903	451	1,285,254	6,268,542	3,908,520	3,302,741		0	319,167	1,825,040	0	601,408	236,362	163,740	0	18,186,126
10 Employee Benefits/Fixed Charges*	316,824	519	1,481,258	7,224,745	4,279,141	3,373,937		0	251,251	2,038,399	0	551,281	216,661	150,093	4,208,954	24,093,062
11 Special Ed Tuition*	0	0	0	0	0	0		0	0	0	4,231,327	0	0	0	0	4,231,327
12 Total	2,454,124	4,023	11,474,209	56,289,627	31,023,261	33,207,265		0	2,586,924	16,409,105	4,683,798	5,061,920	1,989,387	1,378,142	41,441,572	208,259,542
13 Wage Adjustment Factor	100.0%															
14 Economically Disadvantaged Decile	10															
Foundation Budget per Pupil																12,735

*The wage adjustment factor is applied to underlying rates in all functions except instructional equipment, benefits and special education tuition.

Total foundation enrollment does not include incremental costs above the base. The pupils are already counted in columns 1 to 8.

Total foundation enrollment assigns pupils in pre-kindergarten and half-time kindergarten an enrollment count of .5.

Special education in-district enrollment is an assumed percentage, representing 3.75 percent of K to 12 non-vocational enrollment and 4.75 percent of vocational enrollment.

Special education out-of-district enrollment is also an assumed percentage, representing 1 percent of non-vocational K-12 enrollment.

Economically disadvantaged enrollment is the total enrollment of students who are directly certified as eligible for the Supplemental Nutrition Assistance Program (SNAP); the Transitional Assistance for Families with Dependent Children (TAFDC); and MassHealth (Medicaid).

English learner enrollment includes students with low English proficiency as measured by the statewide ACCESS for ELLs test.

Each component of the foundation budget represents the enrollment on line 10 multiplied by the appropriate state-wide foundation allotment.

The foundation budget shown on this page may differ from the final number used in the formula, due to rounding error.

[Return to Index](#)

English learner foundation budget as % total foundation budget	4.0%
Economically disadvantaged foundation budget as % total foundation budget	19.9%

Massachusetts Department of Elementary and Secondary Education

FY20 Chapter 70 Summary

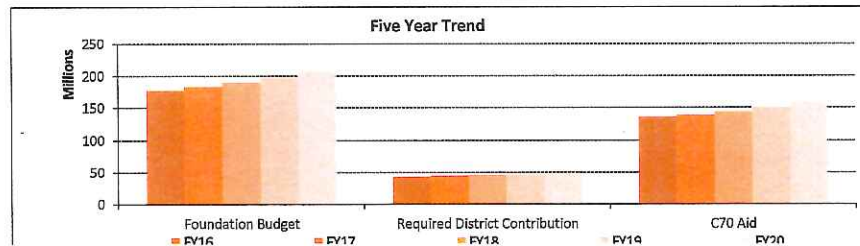
160 Lowell

Aid Calculation FY20

Prior Year Aid	
1 Chapter 70 FY19	150,935,483
Foundation Aid	
2 Foundation budget FY20	208,259,542
3 Required district contribution FY20	49,626,890
4 Foundation aid (2 - 3)	158,632,652
5 Increase over FY19 (4 - 1)	7,697,169
Minimum Aid	
6 Minimum \$20 per pupil increase	0
Non-Operating District Reduction to Foundation	
7 Reduction to foundation	0
FY20 Chapter 70 Aid	
10 Sum of line 1, 5, & 6 minus 7	158,632,652

Comparison to FY19

	FY19	FY20	Change	Pct Chg
Enrollment	16,184	16,353	169	1.04%
Foundation budget	198,336,328	208,259,542	9,923,213	5.00%
Required district contribution	47,400,845	49,626,890	2,226,045	4.70%
Chapter 70 aid	150,935,483	158,632,652	7,697,169	5.10%
Required net school spending (NSS)	198,336,328	208,259,542	9,923,214	5.00%
Target aid share	73.98%	73.69%		
C70 % of foundation	76.10%	76.17%		
Required NSS % of foundation	100.00%	100.00%		



Elementary Model

PreK to 4 (4strand with CSA program)

Grade Level Staff										Programmatic Staff									
		C1	C2	C3	C4	C5	C6	C7	Fluster										
9**10603																			
PreSchool	Teacher	512903	512903	512903	512903	512903	512903	512903	512903										
	Paraprofessionals	512958	512958	512958	512958	512958	512958	512958	512958										
Kindergarten	Teacher	512903	512903	512903	512903	512903	512903	512903	512903										
	Paraprofessionals	512958	512958	512958	512958	512958	512958	512958	512958										
1st	Teacher	512903	512903	512903	512903	512903	512903	512903	512903										
	Paraprofessionals	512958	512958	512958	512958	512958	512958	512958	512958										
2nd	Teacher	512903	512903	512903	512903	512903	512903	512903	512903										
	Paraprofessionals	512958	512958	512958	512958	512958	512958	512958	512958										
3rd	Teacher	512903	512903	512903	512903	512903	512903	512903	512903										
	Paraprofessionals	512958	512958	512958	512958	512958	512958	512958	512958										
4th	Teacher	512903	512903	512903	512903	512903	512903	512903	512903										
	Paraprofessionals	512958	512958	512958	512958	512958	512958	512958	512958										

Middle School Model

Gr5-8 (6strand with XXXXX programs)

Grade Level Staff								Programmatic Staff																																																																																																																																																																																																																																																																																																																																																																																																																																																																																																																																																																																																																																																																																																																																																																																																																																																																																																																																																																																																																																																																																																																																																																																																																																																																																								
	C1	C2	C3	C4	C5	C6	C7	Foster																																																																																																																																																																																																																																																																																																																																																																																																																																																																																																																																																																																																																																																																																																																																																																																																																																																																																																																																																																																																																																																																																																																																																																																																																																																																																								
								9**10603																																																																																																																																																																																																																																																																																																																																																																																																																																																																																																																																																																																																																																																																																																																																																																																																																																																																																																																																																																																																																																																																																																																																																																																																																																																																																								
Grade 5	Teacher								<div>One Middle School Teacher for each strand at each grade level. This would result in 24 Middle School Teachers. However, we add two LOOPERS to assist with 7th and 8th grade content instruction. Thus, model would include 26 Middle School Teachers unless High Poverty thresholds trigger additional support.</div> <div>Each grade level gets one mainstream para unless High Poverty triggers additional support.</div>																																																																																																																																																																																																																																																																																																																																																																																																																																																																																																																																																																																																																																																																																																																																																																																																																																																																																																																																																																																																																																																																																																																																																																																																																																																																																							
	512903																																																																																																																																																																																																																																																																																																																																																																																																																																																																																																																																																																																																																																																																																																																																																																																																																																																																																																																																																																																																																																																																																																																																																																																																																																																																																															
	Paraprofessionals																																																																																																																																																																																																																																																																																																																																																																																																																																																																																																																																																																																																																																																																																																																																																																																																																																																																																																																																																																																																																																																																																																																																																																																																																																																																																															
512958																																																																																																																																																																																																																																																																																																																																																																																																																																																																																																																																																																																																																																																																																																																																																																																																																																																																																																																																																																																																																																																																																																																																																																																																																																																																																																

Middle Schools will have 8 varied Allied Arts Teachers
Middle Schools will have 2 Coaching Staff

RECOMMENDED BUDGET 2019 - 2020

	Last Name	First Name	Job Class		Budget
1100	Martin	Constance	School Committee	\$	12,000.04
1100	Doherty	Jacqueline	School Committee	\$	12,000.04
1100	Hoey	Robert Jr	School Committee	\$	12,000.04
1100	Descoteaux	Andre	School Committee	\$	12,000.04
1100	Nutter	Gerard	School Committee	\$	12,000.04
1100	Lay	Dominik	School Committee	\$	12,000.04

	E	AG	AI	AK	AL	AM	AN	AW	AX	AY
1	Lowell Public Schools									
2	Proposed Budget for FY19/20									
3										
4		1	2	3	4	5	6	7	8	
5	GF = General Fund	FY 2019 Total Proposed Budget	FY19 FTE	FY 2019 General Fund Revised	Approved (Grants)	Allowed (Offsets)	FY 2019 Revised	FY20 FTE	FY2020 Proposed Budget	
6	1100: School Committee									
7	Personnel									
8										
9	School Committee Member Stipends	\$ 72,000		\$ 72,000	\$ -	\$ -	\$ 72,000		\$ 72,000	
10	School Committee Secretary	\$ 20,000		\$ 20,000	\$ -	\$ -	\$ 20,000		\$ 20,000	
11										
12	Total Personnel:	\$ 92,000		\$ 92,000	\$ -	\$ -	\$ 92,000		\$ 92,000	
13										
14										
15	Expenses	\$ 5,340		\$ 5,340	\$ -	\$ -	\$ 5,340		\$ 5,340	
16	Memberships	\$ 2,450		\$ 2,450	\$ -	\$ -	\$ 2,450		\$ 2,450	
17	Subscriptions	\$ 3,500		\$ 3,500	\$ -	\$ -	\$ 3,500		\$ 3,500	
18	Supplies	\$ -		\$ -	\$ -	\$ -	\$ -		\$ -	
19										
20	Total Non-Personnel:	\$ 11,290		\$ 11,290	\$ -	\$ -	\$ 11,290		\$ 11,290	
21	Original Notes:									
22										
23										
24										
25	TOTAL:	\$ 103,290		\$ 103,290	\$ -	\$ -	\$ 103,290		\$ 103,290	

	Last Name	First Name	Job Class	Budget
1200	Desmond	Robin	Assistant Superintendent - Curriculum	\$ 159,135
1200	Durkin	Jeannine	Assistant Superintendent - Deputy	\$ 160,609
1200	Turner	Billie-Jo	Assistant Superintendent - Finance & Operations	\$ 165,000
1200	Open	Open	Chief Human Resource Officer	\$ 125,000
1200	Open	Open	Superintendent	\$ 225,000

**Please see Staff Salary tab for grant salaries that are not listed here*

	E	AG	AI	AK	AL	AM	AN	AW	AX	AY
1	Lowell Public Schools									
2	Proposed Budget for FY19/20									
3										
4										
		1	2	3	4	5	6	7	8	
		FY 2019 Total Proposed Budget	FY19 FTE	FY 2019 General Fund Revised	Approved Credits	Approved Offsets	FY 2019 Revised	FY20 FTE	FY2020 Proposed Budget	
5	GF = General Fund									
26	1200: Superintendent									
27	Personnel									
28										
29	Superintendent of Schools	\$ 199,225	1.0	\$ 110,000	\$ -	\$ -	\$ 110,000	1.0	\$ 225,000	
30	Deputy Supt. of Student Support Services	\$ 157,075	1.0	\$ 157,075	\$ -	\$ -	\$ 157,075	1.0	\$ 160,609	
31	Asst. Supt. of Curriculum & Instruction	\$ 154,500	1.0	\$ 154,500	\$ -	\$ -	\$ 154,500	1.0	\$ 159,135	
33	Asst. Supt. for Finance/Operations	\$ 154,500	1.0	\$ 154,500	\$ -	\$ -	\$ 154,500	1.0	\$ 165,000	
34	Interim Coverage	\$ -		\$ 36,933	\$ -	\$ -	\$ 36,933		\$ -	
35	Deputy Supt. Differential	\$ -		\$ -	\$ -	\$ -	\$ -		\$ -	
36	Chief Human Resources Officer	\$ 95,476	1.0	\$ 67,000	\$ -	\$ -	\$ 67,000	1.0	\$ 125,000	
37										
38										
39	Total Personnel:	\$ 760,776	5.0	\$ 680,008	\$ -	\$ -	\$ 680,008	5.0	\$ 834,744	
40										
41										
42										
43	Non-Personnel									
44										
45	Advertising	\$ 15,000		\$ 5,000	\$ -	\$ -	\$ 5,000		\$ 15,000	
46	Contracted Services (District-Wide)	\$ 23,000		\$ 23,000	\$ -	\$ -	\$ 23,000		\$ 23,000	
47	Expenses	\$ 9,500		\$ 2,499	\$ -	\$ -	\$ 2,499		\$ 9,500	
48	Memberships	\$ 10,500		\$ 10,500	\$ -	\$ -	\$ 10,500		\$ 10,500	
49	In-State Travel (District-Wide)	\$ 31,000		\$ 31,000	\$ -	\$ -	\$ 31,000		\$ 31,000	
50	Supplies	\$ 3,500		\$ 3,500	\$ -	\$ -	\$ 3,500		\$ 3,500	
51										
52	Total Non-Personnel:	\$ 92,500		\$ 75,499	\$ -	\$ -	\$ 75,499		\$ 92,500	
53	Original Notes:									
54	*The Superintendent salary range was increased and approved by the School Committee.									
55	*The Chief Human Resource Officer salary range maximum was \$125,000. The actual salary negotiated could be less.									
56										
57										
58										
59										
60	TOTAL:	\$ 853,276	5.0	\$ 755,507	\$ -	\$ -	\$ 755,507		\$ 927,244	

	Last Name	First Name	Job Class	Budget
1400	Descoteaux	John	Assistant Business Manager/Transportation	\$ 101,500
1400	McLeod	Robert	Internal Auditor	\$ 63,618
1400	Kelleher-Roy	Jaclyn	Grants Manager	\$ 73,563
1400	Dillon	Michael	Mail Courier	\$ 18,742
1400	Hoey	William	Mail Courier	\$ 18,742
1400	Hall	James	Counsel for Collective Bargaining	\$ 94,582
1400	Ortiz	Michael	Staff Counsel For Student Svcs	\$ 112,164
1400	Mosher-Canty	Jane	Staff Counsel For Student Svcs	\$ 112,164
1400	Nelson	Kenneth	Director Of Informational Technology	\$ 96,473
1400	Fitzmeyer	James	Network Manager	\$ 81,811
1400	Salman	Hani	Asst Network Manager	\$ 70,202
1400	Hoppe	Micheal	Help Desk Manager	\$ 57,800
1400	Overton	John	District Webmaster	\$ 70,903
1400	Tricoche	Chris	Media Technology Support Liaison	\$ 66,757
1400	Nehme	David	Media Technology Support Liaison	\$ 65,447
1400	Oo	Than	Media Technology Support Liaison	\$ 65,447
1400	Goyette	Gerald	Computer Repair Technician	\$ 66,649
1400	Lew	Mark	Scheduler -Lhs	\$ 84,281
1400	Palazzo	Minerva	Confidential Secretary to Superintendent	\$ 63,973
1400	Sheehan	Mary	Executive Secretary to the Deputy Superintendent	\$ 58,885
1400	Cote	Nancy	Executive Secretary	\$ 58,096
1400	Jarvis	Debra	Executive Secretary	\$ 58,885
1400	Laganas	Karen	Executive Secretary	\$ 58,885
1400	Murphy	Lisa	Administrative Assistant	\$ 46,371
1400	Manning	Megan	Administrative Assistant	\$ 49,636
1400	Goodin	Carol	Administrative Assistant	\$ 49,636
1400	Boucher	Mary Lou	Administrative Assistant	\$ 50,118
1400	Ruiz	Virginia	Administrative Assistant	\$ 50,118
1400	Daigle	Renee	Administrative Assistant	\$ 50,118
1400	McLaughlin	Elizabeth	Administrative Assistant	\$ 50,908
1400	Rosario	Marta	Administrative Assistant	\$ 50,908
1400	Noonan	Patricia	Administrative Assistant	\$ 50,908
1400	Moran	Lynn	Administrative Assistant	\$ 50,908
1400	Kim	Sarin	Administrative Assistant	\$ 50,908
1400	Marais	Joan	Administrative Assistant	\$ 50,908
1400	Martinez	Maria	Administrative Assistant	\$ 50,908
1400	Morrisette	Maria	Administrative Assistant	\$ 52,146
1400	Macquarrie	Pamela	Administrative Assistant	\$ 54,388
1400	Splaine	Nancy	Administrative Assistant	\$ 55,867
1400	Sanchez	Elsa	Administrative Assistant	\$ 55,867
1400	Smith	Sharon	Administrative Assistant	\$ 56,656
1400	Ros	Prohasvaddey	Administrative Assistant	\$ 56,656
1400	Casey	Billie	Administrative Assistant	\$ 50,118
1400	Vacant	Vacant	Administrative Assistant	\$ 49,636
1400	Lapoint	Mary	Administrative Assistant	\$ 49,636
1400	Rivera	Corina	Administrative Assistant	\$ 46,782

*Please see Staff Salary tab for grant salaries that are not listed here

	E	AG	AI	AK	AL	AM	AN	AW	AX	AY
1	Lowell Public Schools									
2	Proposed Budget for FY19/20									
3										
4		1	2	3	4	5	6	7	8	
5	GF = General Fund	FY 2019 Total Proposed Budget	FY 19 FTE	FY 2019 General Fund Revised	Approved Grants	Allowed Others	FY 2019 Revised	FY 20 FTE	FY 2020 Proposed Budget	
61	1400: Finance and Administrative Services									
62	Personnel									
63										
64	Finance & Operations:									
65	Assistant Business Manager	\$ 99,500	1.0	\$ 87,500	\$ -	\$ -	\$ 87,500	1.0	\$ 101,500	
66	Assistant HR Director (POSITION CONTROL)	\$ 83,239	1.0	\$ 38,831	\$ -	\$ -	\$ 38,831	0.0	\$ -	
67	Internal Auditor	\$ 62,364	1.0	\$ 31,182	\$ 31,182	\$ -	\$ 62,364	1.0	\$ 63,618	
68	Grants Manager	\$ 71,407	1.0	\$ -	\$ 71,407	\$ -	\$ 71,407	1.0	\$ 73,563	
69	Mail Courier	\$ 36,385	1.0	\$ 36,385	\$ -	\$ -	\$ 36,385	1.0	\$ 37,484	
70	Clerical Staff - Central Administration	\$ 1,447,247	29.0	\$ 1,239,312	\$ 236,009	\$ -	\$ 1,475,321	29.0	\$ 1,504,975	
71	Clerical Substitutes & Overtime	\$ 30,000	0.0	\$ 30,000	\$ -	\$ -	\$ 30,000	0.0	\$ 30,000	
72	Substitute Teacher Calling	\$ 15,000	0.0	\$ 15,000	\$ -	\$ -	\$ 15,000	0.0	\$ 15,000	
73	Legal Counsel:									
74	Counsel for Collective Bargaining	\$ 91,809	0.5	\$ 91,809	\$ -	\$ -	\$ 91,809	1.0	\$ 94,582	
75	Staff Counsel for Student Services	\$ 217,752	2.0	\$ 108,876	\$ 108,876	\$ -	\$ 217,752	2.0	\$ 224,327	
76	Technology:									
77	Manager of ICTS	\$ 91,809	1.0	\$ 91,809	\$ -	\$ -	\$ 91,809	1.0	\$ 96,473	
80	Network Manager	\$ 79,413	1.0	\$ 79,413	\$ -	\$ -	\$ 79,413	1.0	\$ 81,811	
81	Assistant Network Manager	\$ 67,469	1.0	\$ 67,469	\$ -	\$ -	\$ 67,469	1.0	\$ 70,202	
82	Helpdesk Manager	\$ 56,105	1.0	\$ 56,105	\$ -	\$ -	\$ 56,105	1.0	\$ 57,800	
83	District Webmaster	\$ 68,825	1.0	\$ 68,825	\$ -	\$ -	\$ 68,825	1.0	\$ 70,903	
85	Media Technology Support Liaisons	\$ 191,858	3.0	\$ 191,858	\$ -	\$ -	\$ 191,858	4.0	\$ 197,652	
88	Computer Repair Technician - LHS	\$ 64,695	1.0	\$ 64,695	\$ -	\$ -	\$ 64,695	1.0	\$ 66,649	
90	Part-Time Computer Repair Tech	\$ 50,000	1.0	\$ 25,000	\$ -	\$ -	\$ 25,000	1.0	\$ -	
91	School Website Content Manager Stipends LHS	\$ 2,500	0.0	\$ 2,500	\$ -	\$ -	\$ 2,500	0.0	\$ 2,550	
96	Data:									
97	Database and Systems Administrator	\$ 88,443	1.0	\$ 26,271	\$ -	\$ -	\$ 26,271	1.0	\$ -	
98	Data Analysts	\$ 93,644	2.0	\$ -	\$ 46,822	\$ -	\$ 46,822	1.0	\$ 47,763	
99	Scheduler - LHS	\$ 81,811	1.0	\$ 81,811	\$ -	\$ -	\$ 81,811	1.0	\$ 83,455	
100	Food Service Offset	\$ -		\$ -	\$ -	\$ -	\$ -		\$ -	
101										
102	Total Personnel:	\$ 3,091,275	50.5	\$ 2,434,651	\$ 494,296	\$ -	\$ 2,928,947	50.0	\$ 2,920,307	
103	Original Notes:									
104	*Assistant Business Manager started late during FY18/19. His salary line had been reduced to reflect the savings. The new amount shows the accurate salary.									
105										
106										
107										
108										
109										
110										

	E	AG	AI	AJ	AK	AL	AM	AN	AW	AX	AY
1	Lowell Public Schools										
2	Proposed Budget for FY19/20										
3											
4											
		1	2	3	4	5	6		7	8	
		FY 2019 Total Proposed Budget	FY19 FTE	FY 2019 General Fund Revised	Approved Grants	Approved Contracts	FY 2019 Revised		FY 20 FTE	FY 2020 Proposed Budget	
5	GF = General Fund										
111											
112											
113											
114											
115	Non-Personnel										
116											
117	Photocopier Maintenance/Service	\$ 25,000		\$ 75,000	\$ -	\$ -	\$ 75,000			\$ 75,000	
118	Photocopier Purchase	\$ 52,000		\$ 6,500	\$ -	\$ -	\$ 6,500			\$ 52,000	
119	Postage	\$ 50,000		\$ 50,000	\$ -	\$ -	\$ 50,000			\$ 50,000	
120	Printing & Binding	\$ 15,000		\$ 15,000	\$ -	\$ -	\$ 15,000			\$ 15,000	
121	Contracted Services - Financial Audit	\$ 35,000		\$ 35,000	\$ -	\$ -	\$ 35,000			\$ 35,000	
122	Contracted Services - Legal	\$ 5,000		\$ 5,000	\$ -	\$ -	\$ 5,000			\$ 15,000	
123	Contracted Services - HR/Forensic	\$ 35,000		\$ 60,000	\$ -	\$ -	\$ 60,000			\$ -	
124	Computer Contracted Services - Admin.	\$ 28,000		\$ 28,000	\$ -	\$ -	\$ 28,000			\$ 28,000	
125	Computer Hardware - Admin.	\$ 51,000		\$ 51,000	\$ -	\$ -	\$ 51,000			\$ 51,000	
126	Computer Software - Admin.	\$ 204,000		\$ 204,000	\$ -	\$ -	\$ 204,000			\$ 204,000	
127	Data Processing Forms/Supplies	\$ 15,000		\$ 15,000	\$ -	\$ -	\$ 15,000			\$ 15,000	
128	Internet Service Provider	\$ 125,000		\$ 85,000	\$ -	\$ -	\$ 85,000			\$ 125,000	
129	Recruitment Expenses/Advertising	\$ 30,000		\$ 13,457	\$ -	\$ -	\$ 13,457			\$ -	
130	Program & Analytical Services	\$ 30,000		\$ 30,000	\$ -	\$ -	\$ 30,000			\$ 30,000	
131											
132	Total Non-Personnel:	\$ 700,000		\$ 672,957	\$ -	\$ -	\$ 672,957			\$ 695,000	
133	Original Notes:										
134	*During recent years, the photocopier cycle of mixing new purchases with maintenance agreement options on old machines was reduced significantly due to funding issues. This was cut even										
135	further to close the funding gap identified during FY18/19. This has been conservatively reinstated since copy services are necessary for daily operations.										
136	*Eliminated the HR and Forensic audit budget.										
137											
138											
139	TOTAL:	\$ 3,791,275	50.5	\$ 3,107,608	\$ 494,296	\$ -	\$ 3,601,904			\$ 3,615,307	

	Last Name	First Name	Job Class	Budget
2100	Robinson	David	Coordinator of Student Support Services	\$ 125,685
2100	Howe	Roxane	Discipline & Operations Specialist - LHS	\$ 108,425
2100	Clark	Sharon	Academic Chair	\$ 123,438
2100	Delossa	Robert	Academic Chair	\$ 114,273
2100	Difrancesco	Shonii	Academic Chair	\$ 107,759
2100	Estrella	Tracy	Academic Chair	\$ 110,158
2100	Gervais	Stephen	Academic Chair	\$ 115,719
2100	Keefe	Suzanne	Academic Chair	\$ 118,127
2100	Selvaggio	Stephanie	Academic Chair	\$ 117,411
2100	Stys	Jennifer	Director Of Special Ed	\$ 136,995
2100	Gwiazda	Jeffrey	Coordinator Of K-12 Mathematic	\$ 112,843
2100	Newell	Melissa	Coordinator Of K-12 Reading La	\$ 106,344
2100	Cohn	Martha	Coordinator Of K-12 Mathematic	\$ 114,289
2100	Schlichtman	Paul	Coordinator of Testing And Assesment	\$ 115,966

**Please see Staff Salary tab for grant salaries that are not listed here*

	E	AG	AI	AK	AL	AM	AN	AW	AX	AY
1	Lowell Public Schools Proposed Budget for FY19/20									
2										
3										
4										
		1	2	3	4	5	6	7	8	
		FY 2019 Proposed Budget	FY 19 FTE	FY 2019 General Fund Revised	Approved Claims	Allowed Offsets	FY 2019 Revised	FY 20 FTE	FY 2020 Proposed Budget	
5	GF = General Fund									
140	2100: Department Heads / Supervisors									
141	Personnel									
142										
143	LHS Leaders:									
144	Director of Curriculum & Instruction - LHS	\$ -	0.0	\$ -	\$ -	\$ -	\$ -	0.0	\$ -	
145	Coordinator of Student Support Services - LHS	\$ 120,597	1.0	\$ 120,597	\$ -	\$ -	\$ 120,597	1.0	\$ 125,682	
146	Discipline & Operations Specialist - LHS	\$ 103,352	1.0	\$ 103,352	\$ -	\$ -	\$ 103,352	1.0	\$ 108,424	
147	Academic Chair - English	\$ 113,721	1.0	\$ 113,721	\$ -	\$ -	\$ 113,721	1.0	\$ 118,126	
149	Academic Chair - Fine Arts - LHS	\$ 119,076	1.0	\$ 119,076	\$ -	\$ -	\$ 119,076	1.0	\$ 123,438	
150	Academic Chair - Mathematics	\$ 106,928	1.0	\$ 106,928	\$ -	\$ -	\$ 106,928	1.0	\$ 110,158	
151	Academic Chair - Physical Education - LHS	\$ 58,835	0.5	\$ 58,835	\$ -	\$ -	\$ 58,835	0.5	\$ 60,018	
152	Academic Chair - Science - LHS	\$ 113,721	1.0	\$ 113,721	\$ -	\$ -	\$ 113,721	1.0	\$ 117,411	
153	Academic Chair - Social Studies - LHS	\$ 110,675	1.0	\$ 110,675	\$ -	\$ -	\$ 110,675	1.0	\$ 114,272	
154	Academic Chair - Special Education - LHS	\$ 104,600	1.0	\$ 104,600	\$ -	\$ -	\$ 104,600	1.0	\$ 107,759	
155	Academic Chair -World Language - LHS	\$ 111,831	1.0	\$ 111,831	\$ -	\$ -	\$ 111,831	1.0	\$ 115,718	
156	District Leaders:									
157	Director of Special Education	\$ 131,084	1.0	\$ 131,084	\$ -	\$ -	\$ 131,084	1.0	\$ 136,994	
158	Assistant Director of Special Education	\$ 107,799	1.0	\$ -	\$ 107,799	\$ -	\$ 107,799	1.0	\$ 113,964	
159	Coordinator of Mathematics	\$ 109,287	1.0	\$ 109,287	\$ -	\$ -	\$ 109,287	1.0	\$ 112,842	
160	Coordinator of English Language Arts	\$ 103,227	1.0	\$ 103,227	\$ -	\$ -	\$ 103,227	1.0	\$ 106,344	
161	Coordinator of Science	\$ 110,443	1.0	\$ 110,443	\$ -	\$ -	\$ 110,443	1.0	\$ 114,288	
162	Coordinator of Special Programs	\$ 112,319	1.0	\$ -	\$ 112,319	\$ -	\$ 112,319	1.0	\$ 117,411	
163	Coordinator Research, Testing & Assessment	\$ 112,319	1.0	\$ 112,319	\$ -	\$ -	\$ 112,319	1.0	\$ 115,965	
164	Director of Accountability	\$ 127,227	1.0	\$ -	\$ 127,227	\$ -	\$ 127,227	0.0	\$ -	
165										
166	Total Personnel:	\$ 1,977,041	16.5	\$ 1,629,696	\$ 347,345	\$ -	\$ 1,977,041	16.5	\$ 1,918,812	
167	Original Notes:									
168	*Director of Accountability was eliminated.									
169										
170										
171										
172										
173	TOTAL:	\$ 1,977,041	16.5	\$ 1,629,696	\$ 347,345	\$ -	\$ 1,977,041		\$ 1,918,812	

	Last Name	First Name	Job Class	Budget
2100	Busteed	Marianne	Head of School	\$ 148,584
2100	Haley	Deidre	House Dean	\$ 121,811
2100	Okefe	Timothy	House Dean	\$ 117,337
2100	Slattery	David	House Dean	\$ 120,365
2100	Vejar-Borison	Maria	House Dean	\$ 125,033
2100LHS	Rothschild	Jill	Director of Freshman Academy	\$ 117,337
2100LHS	Harvey	Michelle	Student Support Specialist - Freshman Academy	\$ 100,775
2100LHS	Callahan	Michelle	Bursar/Finance Specialist	\$ 49,681
2100	Vicente	Francisco	Alternative School Coordinator (Laura Lee)	\$ 103,614
2100	Cuneo	Carolyn	Alternative School Coordinator (Leblanc)	\$ 108,393
2100	Clark-Nowoswiat	Patricia	Alternative School Coordinator (Day School)	\$ 114,529
2100 Principal	Oloughlin	Megan	Principal: Alternative School (Career Academy)	\$ 113,985
2100 Principal	Spiegel	Ellen	Principal: Alternative School (Bridge)	\$ 117,193
2100 Principal	Coleman	Ginger	Principal	\$ 115,260
2100 Principal	Andriolo	Kevin	Principal	\$ 115,124
2100 Principal	Cardaci	James	Principal	\$ 120,351
2100 Principal	Stahl	Matthew	Principal	\$ 141,517
2100 Principal	McCreavan	Jason	Principal	\$ 134,500
2100 Principal	Clements	Kimberley	Principal	\$ 128,024
2100 Principal	Carabatsos	Sean	Principal	\$ 123,770
2100 Principal	Murphy	Nan	Principal	\$ 125,571
2100 Principal	Skinner	William	Principal	\$ 141,878
2100 Principal	Keefe	Roberta	Principal	\$ 127,355
2100 Principal	McLaughlin	Kathleen	Principal	\$ 127,039
2100 Principal	Cunningham	Cheryl	Principal	\$ 128,556
2100 Principal	Ducharme	Michael	Principal	\$ 115,125
2100 Principal	McLean	Mathew	Principal	\$ 125,550
2100 Principal	Crocker-Roberge	Wendy	Principal	\$ 128,855
2100 Principal	Passeri	Gregory	Principal	\$ 121,788
2100 Principal	Holtz	Peter	Principal	\$ 127,695
2100 Principal	Soares-Pena	Teresa	Principal	\$ 123,073
2100 Principal	Anderson	David	Principal	\$ 115,124
2100 Principal	Foster	Edward	Principal	\$ 131,350
2100 Principal	Dowling	Bridget	Principal	\$ 122,400
2100 Principal	Haines	Jeffrey	Assistant Principal	\$ 106,328
2100 Principal	Ronan	Magaly	Assistant Principal	\$ 110,977
2100 Principal	Domina	Michael	Assistant Principal	\$ 113,094
2100 Principal	Fusco	Ronald	Assistant Principal	\$ 113,094
2100 Principal	Branco	Meghan	Assistant Principal	\$ 116,316
2100 Principal	Corrente	Patti-Jean	Assistant Principal	\$ 116,938
2100 Principal	Ward-Nault	Maureen	Assistant Principal	\$ 116,938
2100 Principal	Woodlock	Keliana	Assistant Principal	\$ 118,384
2100 Principal	Perrin	Denise	Assistant Principal	\$ 121,267
2100 Principal	Mancini	Dina	Assistant Principal Middle Sch	\$ 109,755
2100 Principal	Lang	Lori	Assistant Principal Middle Sch	\$ 112,154
2100 Principal	Santy	Matthew	Assistant Principal Middle Sch	\$ 112,154
2100 Principal	Derubeis	Carl	Assistant Principal Middle Sch	\$ 113,301
2100 Principal	Crones	Nancy	Assistant Principal Middle Sch	\$ 115,700
2100 Principal	Doyle	Robert	Assistant Principal Middle Sch	\$ 118,591
2100 Principal	Best	Zachary	Assistant Principal Middle Sch	\$ 119,742
2100 Principal	Fitzgerald	Robert	Assistant Principal Middle Sch	\$ 119,742
2100 Principal	Morneau	Roger	Assistant Principal Middle Sch	\$ 120,366
2100 Principal	Banks	Michael	Assistant Principal Middle Sch	\$ 121,812
2100	Campion	Lauren	Community School Manager	\$ 84,913

*Please see . . . of Salary tab for grant salaries that are not listed here

	E	AG	AI	AK	AL	AM	AN	AW	AX	AY
1	Lowell Public Schools									
2	Proposed Budget for FY19/20									
3										
4										
		1	2	3	4	5	6	7	8	
		FY 2019 Total Proposed Budget	FY 19 FTE	FY 2019 General Fund Revised	Approved Grants	Allowed Offsets	FY 2019 Revised	FY 20 FTE	FY 2020 Proposed Budget	
5	GF = General Fund									
174	2100: Principals									
175	Personnel									
176										
177	Lowell High School:									
178	Head of School	\$ 145,670	1.0	\$ 145,670	\$ -	\$ -	\$ 145,670	1.0	\$ 148,584	
179	House Deans - LHS	\$ 468,671	4.0	\$ 468,671	\$ -	\$ -	\$ 468,671	1.0	\$ 484,546	
180	Director of the Freshman Academy - LHS	\$ 112,308	1.0	\$ 112,308	\$ -	\$ -	\$ 112,308	1.0	\$ 117,337	
181	Student Services Specialist - Freshman Acad.	\$ 97,821	1.0	\$ 97,821	\$ -	\$ -	\$ 97,821	1.0	\$ 100,775	
182	Bursar/Financial Specialist - LHS	\$ 48,225	1.0	\$ 48,225	\$ -	\$ -	\$ 48,225	1.0	\$ 49,681	
183	Alternative Schools/Programs:									
184	Alternative School Principal - BRIDGE	\$ 117,205	1.0	\$ 117,205	\$ -	\$ -	\$ 117,205	1.0	\$ 119,549	
186	Alternative School Coordinator - Laura Lee	\$ 100,576	1.0	\$ 100,576	\$ -	\$ -	\$ 100,576	1.0	\$ 103,613	
187	Alternative School Principal - Career Academy	\$ 113,996	1.0	\$ 113,996	\$ -	\$ -	\$ 113,996	1.0	\$ 116,276	
188	Alternative School Coordinator - CSA Day School	\$ 112,283	1.0	\$ 112,283	\$ -	\$ -	\$ 112,283	1.0	\$ 114,529	
189	Alternative School Coordinator - Leblanc	\$ 106,257	1.0		\$ 106,257	\$ -	\$ 106,257	1.0	\$ 108,392	
190	District:									
191	Principals	\$ 2,633,031	21.0	\$ 2,606,762	\$ -	\$ -	\$ 2,606,762	22.0	\$ 2,639,904	
192	Assistant Principals	\$ 2,246,244	20.0	\$ 2,246,244	\$ -	\$ -	\$ 2,246,244	20.0	\$ 2,196,650	
193	Community Schools Program Manager	\$ 83,240	1.0		\$ 83,240	\$ -	\$ 83,240	1.0	\$ 84,913	
195	Title 1 Director	\$ 29,720	0.0	\$ -	\$ 29,720	\$ -	\$ 29,720	0.2	\$ 30,314	
196	School Clerks	\$ 1,686,277	38.0	\$ 1,718,097	\$ 48,180	\$ -	\$ 1,766,277	38.0	\$ 1,819,265	
197	Principal Merit Increases	\$ -		\$ 26,269	\$ -	\$ -	\$ 26,269		\$ 17,057	
198										
199	Total Personnel:	\$ 8,101,524	93.0	\$ 7,914,127	\$ 267,397	\$ -	\$ 8,181,524	91.2	\$ 8,251,385	
200	Original Notes:									
201	*Merit increases were reduced due to renegotiated contracts for eight principals.									
202										
203										
204										
205										
206										
207										
208	TOTAL:	\$ 8,101,524	93.0	\$ 7,914,127	\$ 267,397	\$ -	\$ 8,181,524		\$ 8,251,385	

Reconciliation of Teacher FTEs from FY18/19 to FY19/20

Pre-K Teachers	23.0	\$ 1,857,800.00	22	\$ 1,847,177.00	-1.0
Kindergarten Teachers	0.0		51	\$ 4,075,250.00	51.0
Elementary Classroom Teachers	266.0	\$ 20,612,891.00	207	\$ 17,371,659.00	-59.0 Moved 51 to Kindergarten category
English Language Learner Teachers	58.0	\$ 4,530,363.00	69	\$ 5,818,681.00	11.0
Middle School Teachers	88.0	\$ 6,594,632.00	57	\$ 4,752,267.00	-31.0
Mathematics Teachers	80.0	\$ 6,129,218.00	96	\$ 7,537,698.00	16.0
Science Teachers	50.0	\$ 3,810,392.00	46	\$ 3,645,337.00	-4.0
Social Studies Teachers	43.0	\$ 3,384,055.00	33	\$ 2,731,541.00	-10.0
English Teachers	77.0	\$ 6,239,240.00	86	\$ 6,808,818.00	9.0
Foreign Language Teachers	17.0	\$ 1,388,479.00	15	\$ 1,170,996.00	-2.0
Business Education Teachers	5.0	\$ 413,319.00	4.0	\$ 341,001.00	-1.0
Temporary Teacher Reconciliation		\$ (318,191.00)	0.0	\$ -	0.0
In-House Suspension Teachers	2.0	\$ 95,032.00	1.0	\$ 83,238.00	-1.0
Native Language Support Teachers	1.0	\$ 86,150.00	1.0	\$ 90,888.25	0.0
Art Teachers	29.5	\$ 2,294,334.00	29.5	\$ 2,330,195.00	0.0
Music Teachers	31.0	\$ 2,382,757.00	28.0	\$ 2,248,791.00	-3.0
Dance Teachers	3.0	\$ 198,461.00	3.0	\$ 214,222.00	0.0
Drama Teachers	1.0	\$ 83,776.00	1.0	\$ 88,383.68	0.0
Technology Education Teachers	3.0	\$ 227,649.00	3.0	\$ 258,781.00	0.0
Instructional Technology Specialists	5.0	\$ 338,011.00	4.0	\$ 359,564.00	-1.0
Physical Education / Health Teachers	47.0	\$ 3,781,286.00	47.0	\$ 3,919,806.00	0.0
	829.5	\$ 64,129,654.00	803.5	\$ 65,694,293.93	-26.0
Math Resource Teachers			12.0	\$ 1,040,121.00	12.0
Special Education Teachers	212.0	\$ 15,329,928.00	215.0	\$ 16,854,799.00	
Hearing Impaired Teachers	2.0	\$ 180,178.00	2.0	\$ 190,088.00	
Vision Impaired Teachers	1.0	\$ 74,234.00	1.0	\$ 78,316.87	
	215.0	\$ 15,584,340.00	218.0	\$ 17,123,203.87	3.0
	1044.5	\$ 79,713,994.00	1033.5	\$ 82,817,497.80	-11.0

NOTE: Please see Staff Salary tab for details of salaries

	E	AG	AI	AK	AL	AM	AN	AW	AX	AY
1	Lowell Public Schools									
2	Proposed Budget for FY19/20									
3										
4										
		1	2	3	4	5	6	7	8	
		FY 2019 Total Proposed Budget	FY 19 FTE	FY 2019 (General Fund Revised)	Approved (Change)	Allowed (Change)	FY 2019 Revised	FY 20 FTE	FY 2020 Proposed Budget	
5	GF = General Fund									
209	2300: Regular Education Instruction									
210	Classroom									
211										
212	Pre-K Teachers	\$ 1,857,800	23.0	\$ 1,857,800	\$ -	\$ -	\$ 1,857,800	22.0	\$ 1,847,177	
214	Kindergarten Teachers							51.0	\$ 4,075,250	
215	Elementary Classroom Teachers	\$ 20,612,891	266.0	\$ 20,612,891	\$ -	\$ -	\$ 20,612,891	207.0	\$ 17,320,533	
216	English Language Learner Teachers	\$ 4,530,363	58.0	\$ 4,530,363	\$ -	\$ -	\$ 4,530,363	69.0	\$ 5,818,681	
217	Middle School Teachers	\$ 6,594,632	88.0	\$ 6,594,632	\$ -	\$ -	\$ 6,594,632	57.0	\$ 4,752,267	
218	Mathematics Teachers	\$ 6,129,218	80.0	\$ 6,129,218	\$ -	\$ -	\$ 6,129,218	96.0	\$ 7,537,698	
219	Science Teachers	\$ 3,810,392	50.0	\$ 3,810,392	\$ -	\$ -	\$ 3,810,392	46.0	\$ 3,645,337	
220	Social Studies Teachers	\$ 3,384,055	43.0	\$ 3,384,055	\$ -	\$ -	\$ 3,384,055	33.0	\$ 2,731,541	
221	English Teachers	\$ 6,239,240	77.0	\$ 6,239,240	\$ -	\$ -	\$ 6,239,240	86.0	\$ 6,808,818	
222	Foreign Language Teachers	\$ 1,388,479	17.0	\$ 1,388,479	\$ -	\$ -	\$ 1,388,479	15.0	\$ 1,170,996	
223	Business Education Teachers	\$ 413,319	5.0	\$ 413,319	\$ -	\$ -	\$ 413,319	4.0	\$ 341,001	
224	Temporary Teacher Reconciliation			\$ (318,191)	\$ -	\$ -	\$ (318,191)		\$ -	
225	In-House Suspension Teachers	\$ 155,032	2.0	\$ 95,032	\$ -	\$ -	\$ 95,032	1.0	\$ 83,238	
226	Native Language Support Teachers	\$ 86,150	1.0	\$ 86,150	\$ -	\$ -	\$ 86,150	1.0	\$ 90,888	
227										
228	Substitute Teachers - Day-to-Day	\$ 1,200,000	0.0	\$ 1,150,000	\$ -	\$ -	\$ 1,150,000		\$ 1,200,000	
229	Substitute Teachers - Long-Term	\$ 1,000,000	0.0	\$ 900,000	\$ -	\$ -	\$ 900,000		\$ 1,000,000	
230										
231	Paraprofessionals - Regular Education	\$ 5,519,633	174.0	\$ 4,894,656	\$ 127,250	\$ 500,000	\$ 5,521,906	174.0	\$ 5,742,782	
232										
233	Total Personnel:	\$ 62,921,204	884.0	\$ 61,768,036	\$ 127,250	\$ 500,000	\$ 62,395,286	862.0	\$ 64,166,207	
234	Original Notes:									
235	*The number of teachers in each line may have changed due to coding differences between the original budget and Munis. After completing the position control, the budget									
236	will have more symmetry with the accounting system.									
237										
238										
239										
240										
241										
242										
243										
244										
245										
246										
247										
248										
249	TOTAL:	\$ 62,921,204	884.0	\$ 61,768,036	\$ 127,250	\$ 500,000	\$ 62,395,286		\$ 64,166,207	

	Paraprofessionals- Preschool	Paraprofessionals-Kindergarten	Paraprofessionals- Mainstream/SPED Mainstream	Paraprofessionals - ELL	Paraprofessionals - ABE	Paraprofessionals - Sub-Sep CSA	Paraprofessionals - Sub-Sep LEAP	Paraprofessionals - Sub-Sep Adjustment	Paraprofessionals- 1 to 1	Paraprofessional- Language/Speech/Hearing/Visi	Math Resource Teacher	Literacy Specialist	Instructional Specialist
Cardinal	0.0	0.0	5.0	0.0	0.0	14.0	0.0	0.0	0.0	0.0	0.0	0.0	0.0
Moody	0.0	2.0	5.0	0.0	0.0	0.0	0.0	0.0	0.0	0.0	0.5	1.0	0.0
Washington	1.0	2.0	2.0	0.0	0.0	9.0	0.0	0.0	1.0	0.0	0.5	1.0	0.0
Bailey	0.0	0.0	4.0	0.0	0.0	9.0	0.0	0.0	0.0	0.0	1.0	1.0	0.0
Greenhalge	2.0	4.0	4.0	2.0	0.0	12.0	0.0	0.0	2.0	0.0	1.0	1.0	0.0
Lincoln	2.0	4.0	6.0	0.0	1.0	0.0	0.0	1.0	2.0	0.0	1.0	1.0	0.0
McAuliffe	1.0	4.0	4.0	1.0	0.0	0.0	0.0	0.0	3.0	1.0	1.0	1.0	0.0
McAvinnue	1.0	4.0	4.0	2.0	0.0	9.0	0.0	0.0	1.0	0.0	1.0	1.0	0.0
Morey	2.0	4.0	7.0	0.0	0.0	0.0	4.0	0.0	1.0	0.0	1.0	1.0	0.0
Murkland	2.0	4.0	6.0	1.0	0.0	0.0	0.0	2.0	2.0	0.0	1.0	1.0	0.0
Pawtucket Memorial	1.0	4.0	3.0	0.0	0.0	7.0	0.0	3.0	0.0	0.0	1.0	1.0	0.0
Reilly	1.0	4.0	7.0	0.0	0.0	3.0	0.0	2.0	0.0	1.0	1.0	1.0	0.0
Shaughnessy	1.0	4.0	4.0	0.0	0.0	8.0	0.0	0.0	2.0	0.0	1.0	1.0	0.0
Murkland	3.0	4.0	6.0	1.0	0.0	0.0	0.0	2.0	2.0	0.0	1.0	1.0	0.0
	17.0	44.0	62.0	7.0	1.0	57.0	4.0	10.0	16.0	2.0	12.0	13.0	0.0
Butler	0.0	0.0	6.0	0.0	0.0	0.0	0.0	2.0	2.0	0.0	1.0	0.0	10.0
Daley	0.0	0.0	4.0	1.0	0.0	8.0	5.0	0.0	3.0	2.0	1.0	0.0	1.0
Robinson	0.0	0.0	5.0	0.0	0.0	2.0	0.0	0.0	3.0	2.0	1.0	0.0	1.0
Sullivan	0.0	0.0	5.0	0.0	0.0	6.0	0.0	0.0	2.0	0.0	1.0	0.0	1.0
Wang	0.0	0.0	4.0	0.0	0.0	0.0	0.0	3.0	0.0	0.0	0.0	0.0	1.0
Bartlett	2.0	2.0	4.0	1.0	0.0	0.0	9.0	0.0	7.0	0.0	1.0	0.0	1.0
Pyne Arts			6.0						1.0	1.0	1.0	0.0	1.0
Stem/Rogers	0.0	4.0	8.0	3.0	0.0	6.0	0.0	0.0	4.0	0.0	1.0	1.0	0.0
	19.0	50.0	104.0	12.0	1.0	79.0	18.0	15.0	38.0	7.0	19.0	14.0	16.0

	E	AG	AI	AJ	AK	AL	AM	AN	AW	AX	AY
1	Lowell Public Schools										
2	Proposed Budget for FY19/20										
3											
4											
		1	2	3	4	5	6		7	8	
		FY 2019 Total Proposed Budget	FY 19 FTE	FY 2019 (General Fund) Revised	Approved Grants	Allowed Others	FY 2019 Revised		FY 20 FTE	FY 2020 Proposed Budget	
5	GF = General Fund										
250	2300: Regular Education Instruction										
251	Specialists										
252											
253	Allied Arts:										
254	Art Teachers	\$ 2,294,334	29.5	\$ 2,294,334	\$ -	\$ -	\$ 2,294,334		29.5	\$ 2,330,195	
255	Music Teachers	\$ 2,382,757	31.0	\$ 2,382,757	\$ -	\$ -	\$ 2,382,757		28.0	\$ 2,248,791	
256	Dance Teachers	\$ 198,461	3.0	\$ 198,461	\$ -	\$ -	\$ 198,461		3.0	\$ 214,222	
257	Drama Teachers	\$ 83,776	1.0	\$ 83,776	\$ -	\$ -	\$ 83,776		1.0	\$ 88,384	
258	Technology Education Teachers	\$ 227,649	3.0	\$ 227,649	\$ -	\$ -	\$ 227,649		3.0	\$ 258,781	
259	Instructional Technology Specialists	\$ 338,011	5.0	\$ 338,011	\$ -	\$ -	\$ 338,011		4.0	\$ 359,564	
260	Physical Education / Health Teachers	\$ 3,781,286	47.0	\$ 3,781,286	\$ -	\$ -	\$ 3,781,286		47.0	\$ 3,919,806	
262	Coaching/Curriculum Support:										
263	Math Resource (Teachers) Coach								12.0	\$ 1,040,121	
264	Instructional Specialist	\$ 1,064,936	12.0	\$ 351,539	\$ 713,397	\$ -	\$ 1,064,936		12.0	\$ 1,123,507	
267	STEM Resource	\$ 49,124	1.0	\$ -	\$ 49,124	\$ -	\$ 49,124		0.0	\$ -	
268	Literacy Specialist	\$ 1,187,128	15.0	\$ -	\$ 1,187,128	\$ -	\$ 1,187,128		15.0	\$ 1,252,420	
269	ELL Program:										
270	Coordinator of ELL Programs	\$ 116,505	1.0	\$ 116,505	\$ -	\$ -	\$ 116,505		1.0	\$ 122,913	
272	Parent Liaisons Pyne	\$ -	0.0	\$ -	\$ -	\$ -	\$ -		0.0	\$ -	
273	Parent Liaison - ELL - LHS	\$ 143,101	4.0	\$ 35,775	\$ 107,326	\$ -	\$ 143,101		4.0	\$ 150,972	
274	Tutors - English Language Learners	\$ 500,000	0.0	\$ 450,000	\$ -	\$ -	\$ 450,000		0.0	\$ 450,000	
275	ABE (Social Skills) Program:										
276	Social Skills (ABE) Teachers	\$ 131,324	2.0	\$ 131,324	\$ -	\$ -	\$ 131,324		2.0	\$ 138,547	
277	Paraprofessionals - ABE	\$ 86,396	3.0	\$ 86,396	\$ -	\$ -	\$ 86,396		3.0	\$ 88,988	
278	Intervention/Enrichment:										
279	Tutors - Intervention / Enrichment	\$ 1,020,000	0.0	\$ 727,000	\$ -	\$ -	\$ 727,000		0.0	\$ 727,000	
280	Stipends - Homebound Instruction	\$ 55,000	0.0	\$ 55,000	\$ -	\$ -	\$ 55,000		0.0	\$ 58,025	
281	Stipends - Instrumental Band Coordinator	\$ 7,500	0.0	\$ 7,500	\$ -	\$ -	\$ 7,500		0.0	\$ 7,950	
282	Stipends - Out-of-School PLC	\$ 75,000	0.0	\$ 29,000	\$ -	\$ -	\$ 29,000		0.0	\$ 75,000	
283	Stipends - Academy Lead Teachers - LHS	\$ 25,200	0.0	\$ 12,600	\$ -	\$ -	\$ 12,600		0.0	\$ -	
285	Stipends - Science Idea Camp	\$ 17,500	0.0	\$ 10,895	\$ -	\$ -	\$ 10,895		0.0	\$ -	
286	Stipends - STEM Leads in K-8 Buildings	\$ 75,600	0.0	\$ 37,800	\$ -	\$ -	\$ 37,800		0.0	\$ 75,600	
287											
288	Total Personnel:	\$ 13,860,588	148.5	\$ 11,357,608	\$ 2,056,975	\$ -	\$ 13,414,583		155.5	\$ 14,730,785	
289	Original Notes:										
290	*Based on input from principals, the middle school band model is not effective. They recommended replacing this program with an after school option.										
291	This change would result in savings of 4 salaries plus fringe.										
292	*The Stem Resource teacher was moved to the Science Teacher line.										
293	*Tutors were reduced again to balance the budget.										

Lowell Elementary Schools
PK - 12 Grades
School Based Allocations
Tuesday, October 02, 2018

Elementary School	Enrollment 2018-19	Per Student	Allocation 2018-19	Allocation 2019-2020	Variance
Bailey Elementary School	508	80.00	39,360	40,640.00	1,280.00
Greenhalge Elementary School	502	80.00	39,760	40,160.00	400.00
Lincoln Elementary School	509	80.00	40,080	40,720.00	640.00
McAuliffe Elementary School	506	80.00	38,880	40,480.00	1,600.00
McAvinnue Elementary School	469	80.00	39,360	37,520.00	(1,840.00)
Moody Elementary School	277	80.00	23,280	22,160.00	(1,120.00)
Morey Elementary School	511	80.00	41,920	40,880.00	(1,040.00)
Murkland Elementary School	509	80.00	40,320	40,720.00	400.00
Pawtucketville Memorial School	496	80.00	41,600	39,680.00	(1,920.00)
Reilly Elementary School	575	80.00	51,440	46,000.00	(5,440.00)
Shaughnessy Elementary School	493	80.00	37,440	39,440.00	2,000.00
Washington Elementary School	240	80.00	20,080	19,200.00	(880.00)
	5595			447,600.00	
Middle School					
Butler	567	90.00	47,790	51,030.00	3,240.00
Daley	695	90.00	62,550	62,550.00	-
Robinson	638	90.00	58,860	57,420.00	(1,440.00)
Stoklosa	675	90.00	60,480	60,750.00	270.00
Sullivan	494	90.00	44,190	44,460.00	270.00
Wang	688	90.00	61,920	61,920.00	-
	3757			338,130.00	
K - 8					
Bartlett Community Partnership School	474	85.00	43,435	40,290.00	(3,145.00)
Pyne Arts	487	85.00	42,500	41,395.00	(1,105.00)
Rogers STEM Academy	738	85.00	66,385	62,730.00	(3,655.00)
	1699			144,415.00	
Alternative School					
Bridge Program			13,500	13,500.00	-
Career Academy at the Molloy	118		13,500	13,500.00	-
Laura Lee	20		13,500	13,500.00	-
Leblanc	35		13,500	13,500.00	-
Lowell Day School	46		13,500	13,500.00	-
	219			67,500.00	
High School					
Lowell High School	3174	95.00	299,972	301,530.00	1,558.00
	3174			301,530.00	
Pre-K					
Cardinal O'Connell Early Learning Center	104		13,500	13,500.00	-
	104			13,500.00	
Total	14,548			1,312,675	
Level Funded Budget (LFB)				1,309,102	
Total Variance (LFB - Total = Total Variance)				(3,573)	

	E	AG	AI - A	AK	AL	AM	AN	AW	AX	AY
1	Lowell Public Schools									
2	Proposed Budget for FY19/20									
3										
4										
		1	2	3	4	5	6	7	8	
		FY 2019 Total Proposed Budget	FY19 PTE	FY 2019 General Fund Revised	Approved Grants	Allowed Orders	FY 2019 Revised	FY20 PTE	FY2019 Proposed Budget	
5	GF = General Fund									
294										
295										
296	TOTAL:	\$ 13,860,588	148.5	\$ 11,357,608	\$ 2,056,975	\$ -	\$ 13,414,583		\$ 14,730,785	
297	2300: Regular Education Instruction									
298	Non-Personnel									
299										
300	Supplies/Texts:									
301	School Based Allocations	\$ 1,309,102		\$ 1,222,102	\$ -	\$ -	\$ 1,222,102		\$ 1,309,102	
302	Supplies & Textbooks - K-12	\$ 400,000		\$ 400,000	\$ -	\$ -	\$ 400,000		\$ 400,000	
303	Supplies - English Language Learners	\$ 11,000		\$ 11,000	\$ -	\$ -	\$ 11,000		\$ 11,000	
304	Textbooks - English Language Learners	\$ 9,000		\$ 9,000	\$ -	\$ -	\$ 9,000		\$ 9,000	
305	Supplies - Reading	\$ 5,000		\$ 5,000	\$ -	\$ -	\$ 5,000		\$ 5,000	
306	Supplies - Mathematics	\$ 8,000		\$ 8,000	\$ -	\$ -	\$ 8,000		\$ 8,000	
307	Testing & Evaluation	\$ 1,000		\$ 1,000	\$ -	\$ -	\$ 1,000		\$ 1,000	
308	Music/Band:									
309	Band Camp - LHS	\$ 1,800		\$ 1,800	\$ -	\$ -	\$ 1,800		\$ 1,800	
310	Boston Lyric Opera Project	\$ -		\$ -	\$ -	\$ -	\$ -		\$ -	
311	Supplies - Instrumental Music Program	\$ 5,000		\$ 5,000	\$ -	\$ -	\$ 5,000		\$ 5,000	
312	Monday Night Band Ensemble	\$ 10,500		\$ 10,500	\$ -	\$ -	\$ 10,500		\$ 10,500	
313	Instrumental Music Program	\$ 54,300		\$ 54,300	\$ -	\$ -	\$ 54,300		\$ 54,300	
314	Marching Band Uniforms	\$ -		\$ -	\$ -	\$ -	\$ -		\$ -	
315	Supplies - Choral H.S.	\$ 2,500		\$ 2,500	\$ -	\$ -	\$ 2,500		\$ 2,500	
316	Supplies - Choral Middle School	\$ 2,500		\$ 2,500	\$ -	\$ -	\$ 2,500		\$ 2,500	
317	Other Student Programs/Activities:									
318	Field Trip Admission Fees - K-8 - UML	\$ 46,000		\$ 46,000	\$ -	\$ -	\$ 46,000		\$ 46,000	
319	Project Alliance Student Leadership - LHS	\$ -		\$ -	\$ -	\$ -	\$ -		\$ -	
320	Dual Enrollment Programs- LHS	\$ 45,000		\$ 45,000	\$ -	\$ -	\$ 45,000		\$ 45,000	
321	S.C.O.R.E. Peer Mediation Program - LHS	\$ 35,000		\$ 35,000	\$ -	\$ -	\$ 35,000		\$ 35,000	
322										
323	Total Non-Personnel:	\$ 1,945,702		\$ 1,858,702	\$ -	\$ -	\$ 1,858,702		\$ 1,945,702	
324	Original Notes:									
325										
326										
327	TOTAL:	\$ 1,945,702		\$ 1,858,702	\$ -	\$ -	\$ 1,858,702		\$ 1,945,702	

	Last Name	First Name	Job Class	Budget
ROTC	Smith	David	Af Rotc Instructor	\$ 101,530
ROTC	Casilli	Kevin	Af Rotc Instructor	\$ 106,026
ROTC	Ironfield	Eileen	Af Rotc Instructor	\$ 108,573
2300 Teacher	Brassard	Susan	Teacher Family Consumer	\$ 69,739
2300 Teacher	Bernier	Seth	Teacher Family Consumer	\$ 68,016
2300 Teacher	Packard	Therese	Teacher Family Consumer	\$ 68,016

	E	AG	AI	AK	AL	AM	AN	AW	AX	AY
1	Lowell Public Schools									
2	Proposed Budget for FY19/20									
3										
4										
		1	2	3	4	5	6	7	8	
		FY 2019 Total Proposed Budget	FY19 FTE	FY 2019 General Fund Revised	Approved Grants	Allowed Other	FY 2019 Revised	FY19 FTE	FY2020 Proposed Budget	
5	GF = General Fund									
328	2300: Other Instructional Programs									
329	Personnel									
330										
331	Jr. Air Force R.O.T.C. Instructors - LHS	\$ 248,029	4.0	\$ 248,029	\$ -	\$ -	\$ 248,029	4.0	\$ 255,470	
332	Culinary Arts Instructors - LHS	\$ 197,075	3.0	\$ 197,075	\$ -	\$ -	\$ 197,075	3.0	\$ 202,987	
335	Stipends - Knowledge Bowl	\$ 23,500		\$ -	\$ -	\$ -	\$ -		\$ 24,205	
336										
337	Total Personnel:	\$ 468,604	7.0	\$ 445,104	\$ -	\$ -	\$ 445,104	7.0	\$ 482,662	
338	Original Notes:									
339										
340										
341										
342										
343										
344	Non-Personnel									
345										
346	Jr. Air Force R.O.T.C. Transportation - LHS	\$ 3,000		\$ 3,000	\$ -	\$ -	\$ 3,000		\$ 3,000	
347	Jr. Air Force R.O.T.C. Supplies - LHS	\$ 1,000		\$ 1,000	\$ -	\$ -	\$ 1,000		\$ 1,000	
348	Jr. Air Force R.O.T.C. Equipment - LHS	\$ 2,500		\$ 2,500	\$ -	\$ -	\$ 2,500		\$ 2,500	
349	Knowledge Bowl Expenses	\$ 1,500		\$ -	\$ -	\$ -	\$ -		\$ -	
350										
351	Total Non-Personnel:	\$ 8,000		\$ 6,500	\$ -	\$ -	\$ 6,500		\$ 6,500	
352	Original Notes:									
353										
354										
355	TOTAL:	\$ 476,604	7.0	\$ 451,604	\$ -	\$ -	\$ 451,604		\$ 489,162	

	Language Based Teachers/Hearing/Vision		Special Ed Teachers		Sub-Sep Teachers: CSA (Autism)		Sub-Sep Teachers (LEAP)		Sub-Sep Teachers (Adjustment)		Paraprofessionals - Sub-Sep CSA		Paraprofessionals - Sub-Sep LEAP		Paraprofessionals - Sub-Sep Adjustment		Paraprofessionals- 1 to 1		Paraprofessional- Language/Speech/Hearing/Visi	
Cardinal	0.0	3.0			8.0	0.0	0.0				14.0	0.0	0.0	0.0	0.0	0.0	0.0	0.0	0.0	0.0
Moody	0.0	1.5			0.0	0.0	0.0				0.0	0.0	0.0	0.0	0.0	0.0	0.0	0.0	0.0	0.0
Washington	0.0	2.0			3.0	0.0	0.0				9.0	0.0	0.0	1.0	0.0	0.0	0.0	0.0	0.0	0.0
Bailey	0.0	4.0			3.0	0.0	0.0				9.0	0.0	0.0	0.0	0.0	0.0	0.0	0.0	0.0	0.0
Greenhalge	1.0	4.0			4.0	0.0	0.0				12.0	0.0	0.0	2.0	0.0	0.0	2.0	0.0	0.0	0.0
Lincoln	0.0	5.0			0.0	0.0	2.0				0.0	0.0	1.0	2.0	0.0	0.0	2.0	0.0	0.0	0.0
McAuliffe	2.0	5.0			0.0	0.0	0.0				0.0	0.0	0.0	3.0	1.0	0.0	3.0	1.0	0.0	0.0
McAvinnue	0.0	4.0			3.0	0.0	0.0				9.0	0.0	0.0	1.0	0.0	0.0	1.0	0.0	0.0	0.0
Morey	0.0	4.0			0.0	2.0	0.0				0.0	4.0	0.0	1.0	0.0	0.0	1.0	0.0	0.0	0.0
Murkland	0.0	4.0			0.0	0.0	2.0				0.0	0.0	2.0	2.0	0.0	0.0	2.0	0.0	0.0	0.0
Pawtucket Memorial	0.0	3.0			3.0	0.0	2.0				7.0	0.0	3.0	0.0	0.0	0.0	0.0	0.0	0.0	0.0
Reilly	0.0	5.0			1.0	0.0	2.0				3.0	0.0	2.0	0.0	1.0	0.0	0.0	1.0	0.0	0.0
Shaughnessy	0.0	4.0			3.0	0.0	0.0				8.0	0.0	0.0	2.0	0.0	0.0	2.0	0.0	0.0	0.0
Murkland	0.0	4.0			0.0	0.0	3.0				0.0	0.0	2.0	2.0	0.0	0.0	2.0	0.0	0.0	0.0
	3.0	49.5			20.0	2.0	11.0				57.0	4.0	10.0	16.0	2.0	0.0	16.0	2.0	0.0	0.0
Butler	0.0	6.0			0.0	0.0	2.0				0.0	0.0	2.0	2.0	0.0	0.0	2.0	0.0	0.0	0.0
Daley	2.0	6.0			2.0	3.0	0.0				8.0	5.0	0.0	3.0	2.0	0.0	3.0	2.0	0.0	0.0
Robinson	2.0	6.0			1.0	0.0	0.0				2.0	0.0	0.0	3.0	2.0	0.0	3.0	2.0	0.0	0.0
Sullivan	0.0	6.0			2.0	0.0	2.0				6.0	0.0	0.0	2.0	0.0	0.0	2.0	0.0	0.0	0.0
Wang	0.0	7.0			0.0	0.0	2.0				0.0	0.0	3.0	0.0	0.0	0.0	0.0	0.0	0.0	0.0
Bartlett	0.0	4.0			0.0	6.0	0.0				0.0	9.0	0.0	7.0	0.0	0.0	7.0	0.0	0.0	0.0
Pyne Arts	0.0	5.0			12.0	0.0	0.0							1.0	1.0	0.0	1.0	1.0	0.0	0.0
Stem/Rogers	0.0	7.0			2.0	0.0	0.0				6.0	0.0	0.0	4.0	0.0	0.0	4.0	0.0	0.0	0.0
	7.0	96.5			39.0	11.0	17.0				79.0	18.0	15.0	38.0	7.0	0.0	38.0	7.0	0.0	0.0

	E	AG	AI	AK	AL	AM	AN	AW	AX	AY
1	Lowell Public Schools									
2	Proposed Budget for FY19/20									
3										
4										
		1	2	3	4	5	6	7	8	
		FY 2019 Total Proposed Budget	FY19 FTE	FY 2019 General Fund Revised	Approved Grants	Allowed Offsets	FY 2019 Revised	FY20 FTE	FY2020 Proposed Budget	
5	GF = General Fund									
356	2300: Special Education Instruction									
357	Personnel									
358										
359	Special Education Teachers	\$ 15,922,943	212.0	\$ 15,329,928	\$ 593,015	\$ -	\$ 15,922,943	215.0	\$ 16,854,799	
360	Hearing Impaired Teachers	\$ 180,178	2.0	\$ 180,178	\$ -	\$ -	\$ 180,178	2.0	\$ 190,088	
361	Vision Impaired Teachers	\$ 74,234	1.0	\$ 74,234	\$ -	\$ -	\$ 74,234	1.0	\$ 78,317	
362										
363	Occupational / Physical Therapists	\$ 1,016,228	15.0	\$ 1,016,228	\$ -	\$ -	\$ 1,016,228	15.0	\$ 1,046,715	
364	Speech Therapists	\$ 2,023,713	28.0	\$ 2,023,713	\$ -	\$ -	\$ 2,023,713	28.0	\$ 2,084,424	
365	Sign Language Interpreters	\$ 40,500	1.0	\$ 40,500	\$ -	\$ -	\$ 40,500	1.0	\$ 41,715	
366	Nurses - Special Education	\$ 222,288	5.0	\$ 97,187	\$ 135,101	\$ -	\$ 232,288		\$ 228,957	
367	Behavioral Certified Behavioral Analyst	\$ 1,188,166	13.0	\$ 1,004,732	\$ 183,434	\$ -	\$ 1,188,166	12.0	\$ 1,147,720	
368	Evaluation Team Chairpersons	\$ 1,573,016	16.0	\$ 1,356,171	\$ 216,845	\$ -	\$ 1,573,016	14.0	\$ 1,262,967	
369	Stipends - Homebound Instruction	\$ 30,000	0.0	\$ 30,000	\$ -	\$ -	\$ 30,000		\$ 30,900	
370										
371	Paraprofessionals - Special Education	\$ 6,931,689	236.0	\$ 6,333,689	\$ 598,000	\$ -	\$ 6,931,689	259.0	\$ 8,027,548	
372										
373	Total Personnel:	\$ 29,202,955	529.0	\$ 27,486,560	\$ 1,726,395	\$ -	\$ 29,212,955	547.0	\$ 30,994,150	
374	<i>Original Notes:</i>									
375	*Due to centralizing support services and creating rotation schedules, we will reduce 1 BCBA and 2 ETCs.									
376										
377	2300: Special Education Instruction									
378	Non-Personnel									
379										
380	Contracted Services - General	\$ 25,000		\$ 25,000	\$ -	\$ -	\$ 25,000		\$ 25,000	
381	Parent Education Program	\$ 12,000		\$ 12,000	\$ -	\$ -	\$ 12,000		\$ 12,000	
382	Out-of-District	\$ 11,027,355		\$ 6,379,656	\$ 572,344	\$ 4,098,000	\$ 10,477,656		\$ 11,001,539	
384	Circuit Breaker Funds									
385	School Choice Funds									
386	Net Out-of-District									
387										
388	Contracted Services - Hospitalized Children	\$ 55,000		\$ 55,000	\$ -	\$ -	\$ 55,000		\$ 55,000	
390	Supplies	\$ 40,000		\$ 40,000	\$ -	\$ -	\$ 40,000		\$ 40,000	
391	Summer School	\$ 50,000		\$ -	\$ -	\$ -	\$ -		\$ -	
392	Testing	\$ 16,000		\$ 16,000		\$ -	\$ 16,000		\$ 16,000	
393										
394	Total Non-Personnel:	\$ 11,225,355		\$ 6,527,656	\$ 572,344	\$ 4,098,000	\$ 11,198,000		\$ 11,149,539	
395										
396	TOTAL:	\$ 40,428,310	529.0	\$ 34,014,216	\$ 2,298,739	\$ 4,098,000	\$ 40,410,955	547.0	\$ 42,143,688	
397	<i>Original Notes:</i>									
398	*Due to bringing many students in district, our CB reimbursement may be significantly reduced. Budgeted the offset at \$3 million rather than \$4 million.									
399	*The Circuit Breaker/OOD does not include any buffers that would normally be included for DCF placements and students that move into the district.									
400	Updates will be provided monthly to avoid making additional cuts now based on possibilities despite how probable.									
401										

	Last Name	First Name	Job Class		Current	Budget
2300 Adult Ed	Mckiernan	Elizabeth	Adult Education Director	\$	103,965.68	\$ 106,055
2300 Teacher	Cronin	Christina	Teacher Adult Education	\$	81,416.40	\$ 83,053
2300 Teacher	Chase	Margaret	Teacher Adult Education	\$	86,090.16	\$ 87,821
2300 Teacher	Mccabe	Maura	Teacher Adult Education	\$	81,416.40	\$ 83,053

**Please see Staff Salary tab for grant salaries that are not listed here*

	E	AG	AI	AK	AL	AM	AN	AW	AX	AY
1	Lowell Public Schools									
2	Proposed Budget for FY19/20									
3										
4										
		1	2	3	4	5	6	7	8	
		FY 2019 Total Proposed Budget	FY19 FTE	FY 2019 General Fund Revised	Approved Grants	Approved Other	FY 2019 Revised	FY20 FTE	FY2020 Proposed Budget	
5	GF = General Fund									
402	2300: Adult Education									
403	Personnel									
404										
405	Director of Adult Education	\$ 102,946	1.0	\$ 102,946	\$ -	\$ -	\$ 102,946	1.0	\$ 106,055	
406	Adult Education Teachers	\$ 383,328	5.0	\$ 383,328	\$ -	\$ -	\$ 383,328	5.0	\$ 394,828	
407	Adult Education Support Staff	\$ 143,020	3.0	\$ -	\$ 143,020	\$ -	\$ 143,020	3.0	\$ 147,311	
408										
409	Total Personnel:	\$ 629,294	6.0	\$ 486,274	\$ 143,020	\$ -	\$ 629,294	6.0	\$ 648,193	
410	Original Notes:									
411										
412	TOTAL:	\$ 629,294	6.0	\$ 486,274	\$ 143,020	\$ -	\$ 629,294	6.0	\$ 648,193	
413	2300: Library									
414	Personnel									
415										
416	Library Media Specialist - LHS	\$ 89,558	1.0	\$ 89,558	\$ -	\$ -	\$ 89,558	1.0	\$ 92,773	
417	Library Aides	\$ -	0.0	\$ -	\$ -	\$ -	\$ -	0.0	\$ -	
418	Stipends - Library Aides w/o LMS	\$ -	0.0	\$ -	\$ -	\$ -	\$ -	0.0	\$ -	
419										
420	Total Personnel:	\$ 89,558	1.0	\$ 89,558	\$ -	\$ -	\$ 89,558	1.0	\$ 92,773	
421	Original Notes:									
422										
423										
424										
425	TOTAL:	\$ 89,558	1.0	\$ 89,558	\$ -	\$ -	\$ 89,558	1.0	\$ 92,773	

	Last Name	First Name	Job Class	Current	Budget
2300Teacher	Freeley	Deborah	Teacher Video Production	\$ 76,208.08	
Audio Visual	Wilkins	Bryan	Digital Media Producer	\$ 58,997.12	

	E	AG	AI	AK	AL	AM	AN	AW	AX	AY
1	Lowell Public Schools									
2	Proposed Budget for FY19/20									
3										
4										
5	GF = General Fund									
426	2300: Audio Visual Instruction									
427	Personnel									
428										
429	Coordinator of Educational Television	\$ 105,950	1.0	\$ -	\$ -	\$ -	\$ -			
430	Video Production Teacher - LHS*	\$ 75,461	1.0	\$ -	\$ -	\$ 75,461	\$ 75,461			
431	TV Associate Producer / Scheduler	\$ 53,045	1.0	\$ -	\$ -	\$ -	\$ -			
432	Digital Media Producer*	\$ 58,419	1.0	\$ 25,880	\$ -	\$ 32,539	\$ 58,419			
433	Comcast - Community Television Acct.						\$ -			
434										
435	Total Personnel:	\$ 292,875	4.0	\$ 25,880	\$ -	\$ 108,000	\$ 133,880			
436	Original Notes:									
437	*Two positions remaining are offset by \$108,000 of PEG funds based on a meeting with the City Manager and City CFO on 4/29/19.									
438										
439										
440	Non-Personnel									
441										
442	TV Studio Maintenance	\$ 7,000		\$ -	\$ -	\$ -	\$ -			
443	TV Studio Supplies	\$ 5,000		\$ -	\$ -	\$ -	\$ -			
444	TV Studio Equipment	\$ 225,500		\$ -	\$ -	\$ -	\$ -			
445	TV Studio Consulting Services	\$ 5,000		\$ -	\$ -	\$ -	\$ -			
446	AV Equipment Repair - K-12	\$ 7,500		\$ -	\$ -	\$ -	\$ -			
447	Comcast - Community Television Acct.									
448										
449	Total Non-Personnel:	\$ 250,000		\$ -	\$ -	\$ -	\$ -			
450	Original Notes:									
451										
452	TOTAL:	\$ 542,875	4.0	\$ 25,880	\$ -	\$ 108,000	\$ 133,880			

	E	AG	AI	AK	AL	AM	AN	AW	AX	AY
1	Lowell Public Schools									
2	Proposed Budget for FY19/20									
3										
4										
		1	2	3	4	5	6	7	8	
		FY 2019 Total Proposed Budget	FY19 FTE	FY 2019 General Fund Revised	Approved Grants	Allowed Other	FY 2019 Revised	FY20 FTE	FY2020 Proposed Budget	
5	GF = General Fund									
453	2350: Professional Development									
454	Personnel									
455										
456	Teacher Academy Facilitator	\$ 90,339	1.0	\$ -	\$ 90,339	\$ -	\$ 90,339	1.0	\$ 93,049	
457	Teacher Academy Mentor Stipends - K-8	\$ 145,000		\$ 10,326	\$ 81,674	\$ -	\$ 92,000		\$ 100,000	
458	Teacher Academy Mentor Stipends - LHS	\$ 30,600		\$ 14,200	\$ -	\$ -	\$ 14,200		\$ 14,200	
459	Teacher Academy Instructor Stipends	\$ 65,000		\$ 60,000	\$ -	\$ -	\$ 60,000		\$ 60,000	
460	Teacher Academy Completion Bonus	\$ 75,000		\$ 106,000	\$ -	\$ -	\$ 106,000		\$ 106,000	
461										
462	Total Personnel:	\$ 405,939	1.0	\$ 190,526	\$ 172,013	\$ -	\$ 362,539	1.0	\$ 373,249	
463	Original Notes:									
464										
465										
466										
467										
468	Non-Personnel									
469										
470	Tuition Reimbursement	\$ 260,000		\$ 260,000	\$ -	\$ -	\$ 260,000		\$ 260,000	
471	Professional Development	\$ 200,000		\$ 160,000	\$ -	\$ -	\$ 160,000		\$ 200,000	
472										
473	Total Non-Personnel:	\$ 460,000		\$ 420,000	\$ -	\$ -	\$ 420,000		\$ 460,000	
474	Original Notes:									
475										
476										
477										
478	TOTAL:	\$ 865,939	1.0	\$ 610,526	\$ 172,013	\$ -	\$ 782,539	1.0	\$ 833,249	

	E	AG	AI	AK	AL	AM	AN	AW	AX	AY
1	Lowell Public Schools									
2	Proposed Budget for FY19/20									
3										
4										
		1	2	3	4	5	6	7	8	
		FY 2019 Total Proposed Budget	FY19 PTE	FY 2019 General Fund Revised	Approved Grants	Allowed Offset	FY 2019 Revised	FY20 PTE	FY2020 Proposed Budget	
5	GF = General Fund									
479	2450: Instructional Technology									
480	Non-Personnel									
481										
482	Computer Contracted Services - Instructional	\$ 50,000		\$ 50,000	\$ -	\$ -	\$ 50,000		\$ 50,000	
483	Computer Hardware - Instructional	\$ 350,000		\$ 289,000	\$ -	\$ -	\$ 289,000		\$ 350,000	
484	Computer Software - Instructional	\$ 275,000		\$ 43,000	\$ -	\$ -	\$ 43,000		\$ 275,000	
485	Computer Hardware - Lease	\$ -		\$ -	\$ -	\$ -	\$ -		\$ -	
486										
487	Total Non-Personnel:	\$ 675,000		\$ 382,000	\$ -	\$ -	\$ 382,000		\$ 675,000	
488	Original Notes:									
489										
490										
491										
492										
493										
494										
495	TOTAL:	\$ 675,000		\$ 382,000	\$ -	\$ -	\$ 382,000		\$ 675,000	

	Last Name	First Name	Job Class	Budget
2700	Blouin	Lyn	Guidance	\$ 91,717
2700	Boisvert	Shelby	Guidance	\$ 87,548
2700	Brunner	Heather	Guidance	\$ 93,356
2700	Cassidy	Karyn	Guidance	\$ 93,356
2700	Crocker	Melanie	Guidance	\$ 91,392
2700	Crowell	Yvette	Guidance	\$ 89,946
2700	Dandurant	Darlene	Guidance	\$ 97,201
2700	Dee	Kaley	Guidance	\$ 87,548
2700	Devost	Rhonda	Guidance	\$ 93,356
2700	Figueroa	Yliana	Guidance	\$ 96,949
2700	Griffin	Kathryn	Guidance	\$ 103,238
2700	Hines	Patricia	Guidance	\$ 92,054
2700	Lepoer	Sithra	Guidance	\$ 95,507
2700	Mendonca	Rose	Guidance	\$ 97,201
2700	Pelton	Kathryn	Guidance	\$ 86,763
2700	Quinton	Crystal	Guidance	\$ 87,548
2700	Ribaudo-Smith	Aaron	Guidance	\$ 86,763
2700	Roy	Lyndsay	Guidance	\$ 86,763
2700	Sarin	Vannorath	Guidance	\$ 94,280
2700	Trombly	Gina	Guidance	\$ 86,763
2700	Ty	Seng	Guidance	\$ 92,054
2700	Uong	Chanrithy	Guidance	\$ 95,507
2700	Open	Open	Caseworker for the BRIDGE	\$ 57,447
2700	Dowling	Roberta	Clerk Scheduler - LHS	\$ 46,005
2700	McHugh	Lisa	Clerk Scheduler - LHS	\$ 46,005
2700	Mccabe	Brenda	Clerk Scheduler - LHS	\$ 46,005
2700	Durand	Michelle	Clerk Scheduler - LHS	\$ 46,782
2700	Geoffroy	Mary	Clerk Scheduler - LHS	\$ 46,005
2100	Martel	Gina	Social Worker 44 Pays 192	\$ 90,242
	Ricciardi	Daniela	Social Worker 44 Pays 192	\$ 90,242
	Hecker	Jennifer	Social Worker 44 Pays 192	\$ 90,242
	Casey	Lori	Social Worker 44 Pays 192	\$ 90,242
	Geddes	Kali	Social Worker 44 Pays 192	\$ 90,242
2700	Dorner	Heather	Social Worker 44 Pays 192	\$ 90,242
	Mccarthy	James	Social Worker 44 Pays 192	\$ 90,242
	Correa-Berg	Carla	Social Worker	\$ 95,533
	Ellentuck	Amy	Social Worker	\$ 96,975
	Killilea	Lyndsey	Social Worker	\$ 91,743
2700	Kinsella	Jennifer	Social Worker	\$ 91,743
2700	Guerrero	Olga	Social Worker	\$ 91,743
2700	Kaulbach	Carolyn	Social Worker	\$ 91,743
** Please note that the other Social Workers are listed under grants in the Salary Tab				
2700	Dunkerley	Lori	Psychologist	\$ 103,794
2700	Forrest	Tara	Psychologist	\$ 102,349
2700	Pyles	Sheela	Psychologist	\$ 100,903
2700	Daley	Pamela	Psychologist	\$ 100,903
2700	Murillo	Maria	Psychologist	\$ 105,236
2700	Schueler	Martina	Psychologist	\$ 103,794
2700	Obrien	Mary Anne	Psychologist	\$ 108,387
2700	Yous	Phakdey	Psychologist	\$ 98,505
2700	Kyriazidis	Efthymia	Psychologist	\$ 98,505
2700	Culhane	Caitlin	Psychologist	\$ 98,505
2700	Cappello	Sara	Psychologist	\$ 98,505
2700	Dill	Kelsey	Psychologist	\$ 98,505
2700	Estremera	Cynthia	Psychologist	\$ 98,505

*Please see if Salary tab for grant salaries that are not listed here

	E	AG	AI	AK	AL	AM	AN	AW	AX	AY
1	Lowell Public Schools									
2	Proposed Budget for FY19/20									
3										
4										
		1	2	3	4	5	6	7	8	
		FY 2019 Total Proposed Budget	FY19 FTE	FY 2019 General Fund Revised	Approved Grants	Allowed Outlets	FY 2019 Revised	FY 20 FTE	FY2019 Proposed Budget	
5	GF = General Fund									
496	2700/2800: Guidance Counselors, Social Workers & Psych									
497	Personnel									
498	Guidance Counselors	\$ 1,964,971	22.0	\$ 1,964,971	\$ -	\$ -	\$ 1,964,971	22.0	\$ 2,026,803	
499	Caseworker for the BRIDGE	\$ 55,774	1.0	\$ -	\$ -	\$ -	\$ -	1.0	\$ 57,447	
500	Overtime	\$ -	0.0	\$ -	\$ -	\$ -	\$ -	0.0	\$ -	
501	Clerk Schedulers - LHS	\$ 220,969	5.0	\$ 220,969	\$ -	\$ -	\$ 220,969	5.0	\$ 227,598	
502	Social Worker - BRIDGE	\$ 87,597	1.0	\$ 87,597	\$ -	\$ -	\$ 87,597	1.0	\$ 89,349	
503	Social Workers	\$ 3,771,458	41.0	\$ 1,244,075	\$ 2,527,383	\$ -	\$ 3,771,458	39.0	\$ 3,620,631	
504	Psychologists	\$ 1,269,967	13.0	\$ 1,269,967	\$ -	\$ -	\$ 1,269,967	12.0	\$ 1,216,394	
505										
506	Total Personnel:	\$ 7,370,736	83.0	\$ 4,787,579	\$ 2,527,383	\$ -	\$ 7,314,962	80.0	\$ 7,238,222	
507	Original Notes:									
508	*Reduced two Social Workers and one Psychologist.									
509										
510										
511										
512										
513	Non-Personnel									
514										
515	Guidance Supplies - LHS	\$ 1,000		\$ 1,000	\$ -	\$ -	\$ 1,000		\$ 1,000	
516										
517	Total Non-Personnel:	\$ 1,000		\$ 1,000	\$ -	\$ -	\$ 1,000		\$ 1,000	
518	Original Notes:									
519										
520	TOTAL:	\$ 7,371,736	83.0	\$ 4,788,579	\$ 2,527,383	\$ -	\$ 7,315,962	80.0	\$ 7,239,222	

	Last Name	First Name	Job Class	Budget
3100	Duda	Rebecca	Family Resource Coordinator	\$ 112,121
2700	Payne	Mary	District Support	\$ 101,795
2700	Camargo-Ruiz	Rocio	District Support	\$ 53,957
2700	Segarra-Morales	Rosa	District Support	\$ 98,892

**Please see Staff Salary tab for grant salaries that are not listed here*

	E	AG	AI	AK	AL	AM	AN	AW	AX	AY
1	Lowell Public Schools									
2	Proposed Budget for FY19/20									
3										
4										
5	GF = General Fund									
521	3100: Family Resource Center & Student Support Services									
522	Personnel									
523	Family Resource Center Coordinator	\$ 108,834	1.0	\$ 108,834	\$ -	\$ -	\$ 108,834	1.0	\$ 111,022	
524	District Support Specialists	\$ 459,927	5.0	\$ 372,085	\$ 87,842	\$ -	\$ 459,927	5.0	\$ 469,172	
525	Early Childhood Coordinator	\$ 107,817	1.0	\$ -	\$ 107,817	\$ -	\$ 107,817	1.0	\$ 109,984	
526	Early Childhood Specialist	\$ 56,187	1.0	\$ 26,914	\$ 29,273	\$ -	\$ 56,187	1.0	\$ 57,316	
527	PEG Developer Coach	\$ 85,321	1.0	\$ -	\$ 85,321	\$ -	\$ 85,321	1.0	\$ 87,036	
528	Attendance Officer	\$ 73,197	1.0	\$ 73,197	\$ -	\$ -	\$ 73,197	1.0	\$ 74,668	
529	Attendance Monitors	\$ 34,284	1.0	\$ 34,284	\$ -	\$ -	\$ 34,284	1.0	\$ 34,973	
530										
531	Total Personnel:	\$ 925,567	11.0	\$ 615,314	\$ 310,253	\$ -	\$ 925,567	11.0	\$ 944,171	
532	Original Notes:									
533										
534										
535										
536	Non-Personnel									
537										
538										
539	Contracted Services - Student Support Services	\$ 23,000		\$ 23,000	\$ -	\$ -	\$ 23,000		\$ 23,000	
540	Supplies - Student Support Services	\$ 15,000		\$ 15,000	\$ -	\$ -	\$ 15,000		\$ 15,000	
541										
542	Total Non-Personnel:	\$ 38,000		\$ 38,000	\$ -	\$ -	\$ 38,000		\$ 38,000	
543	Original Notes:									
544	TOTAL:	\$ 963,567	11.0	\$ 653,314	\$ 310,253	\$ -	\$ 963,567	11.0	\$ 982,171	

Lowell Public Schools				DRAFT					
Transportation Estimate (FY20)		IN DISTRICT				OUT OF DISTRICT			
DESCRIPTION	# OF BUSES	RATE PER DAY	# OF DAYS	AMOUNT	# OF BUSES	RATE PER DAY	# OF DAYS	AMOUNT	TOTAL AMOUNT
Regular Education Contracts									
North Reading Transportation (NRT)									
Buses 2019-20 School Year	66	375	180	4,455,000					4,455,000
									0
Trans of Homeless Students (students temp housing outside of Lowell)				300,000					300,000
Various Field Trips, MCC dental visits, high school visits, additional charter school days				10,000					10,000
Subtotal NRT				4,765,000					4,765,000
Other Vendors of homeless students				100,000					100,000
Parent Reimbursement trans				10,000					10,000
LRTA Passes				10,000					10,000
									0
Subtotal Other Reg Ed Trans				120,000					120,000
Total Reg Ed Trans				4,885,000					4,885,000
Special Education Contracts 2017-18 School year									
PrideStar		IN DISTRICT				OUT OF DISTRICT			
SPED Mini Vans July 1st- Feb. 25th	9	220	108	213,840	39	228.6	190	1,693,926	1,907,766
SPED Mini Vans Feb 26- June 11th	9	225	72	145,800					
SPED Wheelchair Vans- July 1st- Feb 25th	6	241	108	156,168	4	228.6	190	173,736	329,904
SPED Wheelchair Vans- Feb 26th- June 11th	6	246	72	106,272					
SPED Mini-Bus- July 1st- Feb 25th- June 11th	34	321	108	1,178,712	21	281.9	190	1,124,781	2,303,493
SPED Mini-Bus- July 1st- June 11th	34	330	72	807,840					
				2,608,632				2,992,443	5,601,075
SPED Bus Monitors	49	75	108	396,900	15	82	185	227,550	624,450
SPED Bus Monitors	49	78.5	72	276,948					
SPED Midday Trans (appointments, preschool, etc)	26	40.5	180	189,540					189,540
Subtotal PrideStar				3,472,020				3,219,993	6,692,013
Other SPED Contracts				0				300,000	300,000
Total SPED School Year Transportation				3,472,020	0			3,519,993	6,992,013
Special Education Contracts Summer School (July-Aug 2019)									
SP&R		IN DISTRICT				OUT OF DISTRICT			
SPED Mini Vans	3	225	20	13,500	11	228.6	20	50,292	63,792
SPED Wheelchair Vans	4	246	20	19,680	4	228.6	20	18,288	37,968
SPED Mini-Bus	14	330	20	92,400	3	281.9	20	16,914	109,314
				125,580				85,494	211,074
SPED Bus Monitors			21	20,000			20	19,000	39,000
Total SPED Summer Program Transportation				145,580				104,494	250,074
# of students in district= 305: 234 (Elem) + 44 (M) + 27 (LHS)									
# of students OOD = 85									
Total SPED Transportation				3,617,600				3,624,487	7,242,087
Total Transportation				8,502,600				3,624,487	12,127,087
								Total less summer	11,877,013

	E	AG	AI	AK	AL	AM	AN	AW	AX	AY
1	Lowell Public Schools									
2	Proposed Budget for FY19/20									
3										
4										
		1	2	3	4	5	6	7	8	
		FY 2019 Total Proposed Budget	FY19 FTE	FY 2019 General Fund Revised	Approved Grants	Approved Grants	FY 2019 Revised	FY20 FTE	FY 2020 Proposed Budget	
5	GF = General Fund									
545	3300: Transportation									
546	Personnel									
547										
548	Transportation Manager	\$ -	0.0	\$ -	\$ -	\$ -	\$ -	0.0	\$ -	
549	Stipend for After School Bus Drop Off (Moody)			\$ 24,000			\$ 24,000		\$ 24,000	
550	Total Personnel:	\$ -	0.0	\$ 24,000	\$ -	\$ -	\$ 24,000	0.0	\$ 24,000	
551	Original Notes:									
552	a: The Transportation Manager started in August of 2017 and left the position on April 13, 2018. The position will be combined with the Assistant Business Manager position.									
553										
554	Non-Personnel									
555										
556	Contracted Transportation - Regular Education	\$ 4,423,541		\$ 4,847,600	\$ -	\$ -	\$ 4,847,600		\$ 4,847,600	
557	Charter School Offset	\$ -		\$ -	\$ -	\$ -	\$ -		\$ -	
558	Contracted Transportation - Special Education	\$ 5,160,000		\$ 6,182,030	\$ 274,761	\$ -	\$ 6,456,791		\$ 6,992,013	
560	Bus Passes	\$ -		\$ -	\$ -	\$ -	\$ -		\$ -	
561	Computer Software	\$ 5,000		\$ 5,000	\$ -	\$ -	\$ 5,000		\$ 5,000	
562	Contracted Services - Routing	\$ 4,000		\$ 4,000	\$ -	\$ -	\$ 4,000		\$ 4,000	
563	Supplies	\$ 8,000		\$ 8,000	\$ -	\$ -	\$ 8,000		\$ 8,000	
564										
565	Total Non-Personnel:	\$ 9,600,541		\$ 11,046,630	\$ 274,761	\$ -	\$ 11,321,391		\$ 11,856,613	
566	Original Notes:									
567										
568										
569										
570										
571	TOTAL:	\$ 9,600,541		\$ 11,070,630	\$ 274,761	\$ -	\$ 11,345,391		\$ 11,880,613	

	E	AG	AI	AK	AL	AM	AN	AW	AX	AY
1	Lowell Public Schools									
2	Proposed Budget for FY19/20									
3										
4										
		1	2	3	4	5	6	7	8	
		FY 2019 Total Proposed Budget	FY19 FTE	FY 2019 General Fund Revised	Approved Grants	Allowed Other	FY 2019 Revised	FY 19 FTE	FY 2020 Proposed Budget	
5	GF = General Fund									
572	3500: Athletics & Student Activities									
573	Personnel									
574										
575	Administrator of Athletics	\$ 58,835	0.5	\$ 58,835	\$ -	\$ -	\$ 58,835	0.5	\$ 60,600	
577	Coaches - Interscholastic	\$ 455,522	0.0	\$ 468,022	\$ -	\$ -	\$ 468,022	0.0	\$ 469,188	
578	Coaches - Intramural	\$ 66,000	0.0	\$ 66,000	\$ -	\$ -	\$ 66,000	0.0	\$ 67,980	
579	Student Activities Advisor - LHS	\$ 79,838	1.0	\$ 79,838	\$ -	\$ -	\$ 79,838	1.0	\$ 82,233	
580	Stipends - Student Activities - LHS	\$ 144,951	0.0	\$ 144,951	\$ -	\$ -	\$ 144,951	0.0	\$ 149,300	
581										
582	Total Personnel:	\$ 805,146	1.5	\$ 817,646	\$ -	\$ -	\$ 817,646	1.5	\$ 829,300	
583	Original Notes:									
584	*Based on an analysis of Coaching Salary Grids, we determined that the account was underfunded. The Athletic Director reduced by \$20k due to savings on the development of									
585	a ski club collaboration and other coaching reductions. On the other hand, the task force added equity to the band/choral positions that were not equitably advancing as the other groups.									
586										
587	Non-Personnel									
588										
589	Contracted Services - Athletics	\$ 31,826		\$ 31,826	\$ -	\$ -	\$ 31,826		\$ 31,826	
590	Contracted Transportation - Athletics	\$ 130,000		\$ 117,000	\$ -	\$ -	\$ 117,000		\$ 117,000	
591	Contracted Athletic Trainer Services	\$ 83,500		\$ 83,500	\$ -	\$ -	\$ 83,500		\$ 83,500	
592	Supplies - Athletics	\$ 134,112		\$ 134,112	\$ -	\$ -	\$ 134,112		\$ 124,000	
593	Rental Fees (include UML swimming pool rental)	\$ 30,000		\$ 41,000	\$ -	\$ -	\$ 41,000		\$ 41,000	
594	Uniforms - Athletics	\$ 10,000		\$ 10,000	\$ -	\$ -	\$ 10,000		\$ 10,000	
595	Supplies - Student Activities	\$ 34,000		\$ 34,000	\$ -	\$ -	\$ 34,000		\$ 34,000	
596	Student Activities	\$ 125,000		\$ 125,000	\$ -	\$ -	\$ 125,000			
597										
598	Total Non-Personnel:	\$ 578,438		\$ 576,438	\$ -	\$ -	\$ 576,438		\$ 441,326	
599	Original Notes:									
600	*Reduced the Athletic Supplies by \$10k to avoid having to further cut textbooks and instructional supplies.									
601										
602										
603										
604	TOTAL:	\$ 1,383,584	1.5	\$ 1,394,084	\$ -	\$ -	\$ 1,394,084	1.5	\$ 1,270,626	

	Last Name	First Name	Job Class	Budget		Last Name	First Name	Job Class	Budget
4000	Underwood	Richard	Director Of Operations&Maint	\$ 88,443	4000 Custodian	Mitchell	Kimberly	Junior Custodian	\$44,789
4000 Custodian	Mitchell	Paris	Security Guard	\$ 43,406	4000 Custodian	Moro	Lazaro	Junior Custodian	\$44,918
4000 Custodian	Primeau	Crystal	Security Guard	\$ 46,005	4000 Custodian	Nordstrom	Zachary	Junior Custodian	\$46,172
4000 Custodian	Mitchell	James	Security Guard	\$ 43,406	4000 Custodian	Norton	Charles	Junior Custodian	\$48,771
4000 Custodian	Czelewicz	Kirk	Security Guard	\$ 46,810	4000 Custodian	Ociepka	Robert	Junior Custodian	\$49,195
4000 Custodian	King	Kelly	Security Guard	\$ 46,810	4000 Custodian	Ohara	Francis	Junior Custodian	\$49,576
4000 Custodian	Cruz	Luis	Security Guard	\$ 42,152	4000 Custodian	Ouellette	James	Junior Custodian	\$44,918
4000 Custodian	Lessard	Danielle	Security Guard	\$ 46,429	4000 Custodian	Parent	Katherine	Junior Custodian	\$48,193
4000 Custodian	Armstrong	Kenneth	Security Guard	\$ 45,667	4000 Custodian	Peabody	Mark	Junior Custodian	\$49,576
4000 Custodian	Harvey	Deborah	Security Guard	\$ 48,433	4000 Custodian	Phillips	Carl	Junior Custodian	\$48,469
4000 Custodian	Gomes	Anthony	Security Guard	\$ 45,667	4000 Custodian	Phol	Sokvan	Junior Custodian	\$48,433
4000 Custodian	Casey	Michael	Senior Custodian	\$ 53,726	4000 Custodian	Psaledakis	Jonathan	Junior Custodian	\$48,433
4000 Custodian	Parent	James	Senior Custodian	\$ 54,151	4000 Custodian	Purtell	Michael	Junior Custodian	\$43,811
4000 Custodian	Gagnon	Joseph	Senior Custodian	\$ 54,151	4000 Custodian	Quintal	Derek	Junior Custodian	\$47,326
4000 Custodian	Geoffroy	Normand	Senior Custodian	\$ 53,726	4000 Custodian	Rivera-Baez	Felix	Junior Custodian	\$44,918
4000 Custodian	Surette	Richard	Senior Custodian	\$ 53,388	4000 Custodian	Rodriguez	Saul	Junior Custodian	\$44,918
4000 Custodian	Giurleo	Mark	Senior Custodian	\$ 54,532	4000 Custodian	Rodriguez	Isaías	Junior Custodian	\$44,789
4000 Custodian	Falardeau	Leo	Senior Custodian	\$ 48,433	4000 Custodian	Rogers	Daniel	Junior Custodian	\$45,794
4000 Custodian	Lake	Michael	Senior Custodian	\$ 54,532	4000 Custodian	Runion	Michael	Junior Custodian	\$44,789
4000 Custodian	Riley	Richard	Senior Custodian	\$ 54,532	4000 Custodian	Silva	Agostinho	Junior Custodian	\$49,576
4000 Custodian	Gordon	Eric	Senior Custodian	\$ 54,532	4000 Custodian	Silva	Daniel	Junior Custodian	\$47,326
4000 Custodian	Letourneau	David	Senior Custodian	\$ 54,532	4000 Custodian	Silva	Ryan	Junior Custodian	\$46,172
4000 Custodian	Wolfkang	John	Senior Custodian	\$ 54,532	4000 Custodian	Singer	Charles	Junior Custodian	\$49,195
4000 Custodian	Vieira	Jose	Senior Custodian	\$ 54,532	4000 Custodian	Singer	Garrett	Junior Custodian	\$48,433
4000 Custodian	Scanlon	Thomas	Senior Custodian	\$ 54,532	4000 Custodian	Smith	Ronald	Junior Custodian	\$48,433
4000 Custodian	Sarmiento	Richard	Senior Custodian	\$ 54,532	4000 Custodian	Snow	James	Junior Custodian	\$47,812
4000 Custodian	Nappa	Carmen	Senior Custodian	\$ 54,532	4000 Custodian	Snow	Roger	Junior Custodian	\$49,576
4000 Custodian	Sheehan	Michael	Senior Custodian	\$ 54,532	4000 Custodian	Spinney	Quentin	Junior Custodian	\$47,050
4000 Custodian	Spindler	Frederick	Senior Custodian	\$ 54,532	4000 Custodian	Stuart	Gerald	Junior Custodian	\$49,576
4000 Custodian	Ferreira	Dennis	Senior Custodian	\$ 54,532	4000 Custodian	Tapia	Maritza	Junior Custodian	\$48,433
4000 Custodian	Clark	John	Senior Custodian	\$ 54,532	4000 Custodian	Tobin	Jason	Junior Custodian	\$46,172
4000 Custodian	Lafortune	Raymond	Senior Custodian	\$ 53,388	4000 Custodian	Torres	Gustavo	Junior Custodian	\$44,918
4000 Custodian	Bastien	Justin	Junior Custodian	\$ 47,050	4000 Custodian	Torres Gonzalez	Alejandro	Junior Custodian	\$46,172
4000 Custodian	Bejianance	Shawn	Junior Custodian	\$ 48,433	4000 Custodian	Tran	Cong Thien	Junior Custodian	\$44,918
4000 Custodian	Blanchette	Donald	Junior Custodian	\$ 48,433	4000 Custodian	Trott	Kenneth	Junior Custodian	\$47,812
4000 Custodian	Boumel	Richard	Junior Custodian	\$ 47,177	4000 Custodian	Walsh	Scott	Junior Custodian	\$49,576
4000 Custodian	Cappotto	Michael	Junior Custodian	\$ 49,195	4000 Custodian	Walsh	Gerald	Junior Custodian	\$44,918
4000 Custodian	Carney	Sean	Junior Custodian	\$ 48,433	4000 Custodian	Harrigan	Patrick	Lhs Senior Custodian	\$66,122
4000 Custodian	Casey	Eugene	Junior Custodian	\$ 47,388	4000 Custodian	Sayer	Alan	Lhs Senior Custodian	\$63,356
4000 Custodian	Clough	Patti	Junior Custodian	\$ 49,195	4000 Custodian	Lefebvre	Donna Marie	Junior Custodian	\$48,771
4000 Custodian	Crowther	Chad	Junior Custodian	\$ 48,433	4000 Custodian	Macfarlane	Glenn	Junior Custodian	\$46,172
4000 Custodian	Daigneault	Richard	Junior Custodian	\$ 49,576	4000 Custodian	Mauti	Christopher	Junior Custodian	\$48,433
4000 Custodian	Diamantopoulos	John	Junior Custodian	\$ 47,812	4000 Custodian	Mocabe	Edward	Junior Custodian	\$48,193
4000 Custodian	Esteves	Freddy	Junior Custodian	\$ 47,177	4000 Custodian	Mitchell	Kimberly	Junior Custodian	\$44,789
4000 Custodian	Faulkner	William	Junior Custodian	\$ 42,152	4000 Custodian	Moro	Lazaro	Junior Custodian	\$44,918
4000 Custodian	Feehan	James	Junior Custodian	\$ 48,433	4000 Custodian	Nordstrom	Zachary	Junior Custodian	\$46,172
4000 Custodian	Finnegan	Matthew	Junior Custodian	\$ 44,918	4000 Custodian	Norton	Charles	Junior Custodian	\$48,771
4000 Custodian	Fortner	James	Junior Custodian	\$ 49,576	4000 Custodian	Ociepka	Robert	Junior Custodian	\$49,195
4000 Custodian	Gallagher	Daniel	Junior Custodian	\$ 47,050	4000 Custodian	Ohara	Francis	Junior Custodian	\$49,576
4000 Custodian	Gonzalez	Ramon	Junior Custodian	\$ 48,771	4000 Custodian	Ouellette	James	Junior Custodian	\$44,918
4000 Custodian	Griffin	Robert	Junior Custodian	\$ 46,172	4000 Custodian	Parent	Katherine	Junior Custodian	\$48,193
4000 Custodian	Hand	Robert	Junior Custodian	\$ 49,576	4000 Custodian	Peabody	Mark	Junior Custodian	\$49,576
4000 Custodian	Jensen	Thomas	Junior Custodian	\$ 46,172	4000 Custodian	Phillips	Carl	Junior Custodian	\$48,469
4000 Custodian	Keenan	Michael	Junior Custodian	\$ 47,326	4000 Custodian	Phol	Sokvan	Junior Custodian	\$48,433
4000 Custodian	Kiluk	Richard	Junior Custodian	\$ 44,772	4000 Custodian	Psaledakis	Jonathan	Junior Custodian	\$48,433
4000 Custodian	Lanoue	Ronald	Junior Custodian	\$ 49,576	4000 Custodian	Purtell	Michael	Junior Custodian	\$43,811
4000 Custodian	Lanoue	Dolores	Junior Custodian	\$ 48,193	4000 Custodian	Quintal	Derek	Junior Custodian	\$47,326
4000 Custodian	Lawrence	James	Junior Custodian	\$ 44,918	4000 Custodian	Rivera-Baez	Felix	Junior Custodian	\$44,918
4000 Custodian	Lawrenson	Jonathan	Junior Custodian	\$ 47,050	4000 Custodian	Rodriguez	Saul	Junior Custodian	\$44,918
4000 Custodian	Spinney	Quentin	Junior Custodian	\$ 47,050	4000 Custodian	Rodriguez	Isaías	Junior Custodian	\$44,789
4000 Custodian	Stuart	Gerald	Junior Custodian	\$ 49,576	4000 Custodian	Rogers	Daniel	Junior Custodian	\$45,794
4000 Custodian	Tapia	Maritza	Junior Custodian	\$ 48,433	4000 Custodian	Runion	Michael	Junior Custodian	\$44,789
4000 Custodian	Tobin	Jason	Junior Custodian	\$ 46,172	4000 Custodian	Silva	Agostinho	Junior Custodian	\$49,576
4000 Custodian	Torres	Gustavo	Junior Custodian	\$ 44,918	4000 Custodian	Silva	Daniel	Junior Custodian	\$47,326
4000 Custodian	Torres Gonzalez	Alejandro	Junior Custodian	\$ 46,172	4000 Custodian	Silva	Ryan	Junior Custodian	\$46,172
4000 Custodian	Tran	Cong Thien	Junior Custodian	\$ 44,918	4000 Custodian	Singer	Charles	Junior Custodian	\$49,195
4000 Custodian	Trott	Kenneth	Junior Custodian	\$ 47,812	4000 Custodian	Singer	Garrett	Junior Custodian	\$48,433
4000 Custodian	Walsh	Scott	Junior Custodian	\$ 49,576	4000 Custodian	Smith	Ronald	Junior Custodian	\$48,433
4000 Custodian	Walsh	Gerald	Junior Custodian	\$ 44,918	4000 Custodian	Snow	James	Junior Custodian	\$47,812
4000 Custodian	Harrigan	Patrick	Senior Custodian	\$ 66,122	4000 Custodian	Snow	Roger	Junior Custodian	\$49,576
4000 Custodian	Sayer	Alan	Senior Custodian	\$ 63,356					

*Please see Salary tab for grant salaries that are not listed here

	E	AG	AI	AJ	AK	AL	AM	AN	AW	AX	AY
1	Lowell Public Schools										
2	Proposed Budget for FY19/20										
3											
4											
5	GF = General Fund										
605	4000: Custodial & Security Services										
606	Personnel										
607											
608	Facility Director	\$ 85,000	1.0	\$ 85,000	\$ -	\$ -	\$ 85,000		1.0	\$ 87,550	
609	Building Custodians	\$ 4,402,038	94.0	\$ 3,949,378	\$ -	\$ 567,881	\$ 4,517,259		94.0	\$ 4,534,099	
610	Overtime - Use of Buildings	\$ 70,000	0.0	\$ 70,000	\$ -	\$ -	\$ 70,000		0.0	\$ 70,000	
611	Use of School Facilities	\$ -	0.0	\$ -	\$ -	\$ -	\$ -		0.0	\$ -	
612	Overtime - Man-Out	\$ 95,000	0.0	\$ 95,000	\$ -	\$ -	\$ 95,000		0.0	\$ 95,000	
613	Overtime - Miscellaneous	\$ 70,000	0.0	\$ 70,000	\$ -	\$ -	\$ 70,000		0.0	\$ 70,000	
614	H.V.A.C. Technician - LHS	\$ -	0.0	\$ -	\$ -	\$ -	\$ -		0.0	\$ -	
615	Energy Management System Monitor	\$ -	0.0	\$ -	\$ -	\$ -	\$ -		0.0	\$ -	
616	Plumbers	\$ -	0.0	\$ -	\$ -	\$ -	\$ -		0.0	\$ -	
617	Security Guards	\$ 436,263	10.0	\$ 436,263	\$ -	\$ -	\$ 436,263		10.0	\$ 449,351	
618	School Resource Officers	\$ -	0.0	\$ -	\$ -	\$ -	\$ -		0.0	\$ -	
619	Food Service Offset	\$ -		\$ -	\$ -	\$ -	\$ -		0.0	\$ -	
620											
621	Total Personnel:	\$ 5,158,301	105.0	\$ 4,705,641	\$ -	\$ 567,881	\$ 5,273,522		105.0	\$ 5,306,000	
622	Original Notes:										
623	*Reinstated cuts and offsets to the General Fund. Facility projects were deferred and should not be delayed another year.										
624											
625											
626											
627											
628											
629											
630											
631											
632	4000: Custodial & Security Services										
633	Non-Personnel										
634											
636	Utility - Telephone	\$ 145,000		\$ 175,000	\$ -	\$ -	\$ 175,000			\$ 175,000	
637	Preservatives (Floors)	\$ 42,000		\$ 42,000	\$ -	\$ -	\$ 42,000			\$ 42,000	
638	Supplies	\$ 179,554		\$ 29,554	\$ 160,000	\$ 150,000	\$ 339,554			\$ 300,000	
639	Swimming Pool Maintenance & Supplies	\$ 11,000		\$ -	\$ -	\$ -	\$ -			\$ -	
640	Building Repair & Maintenance	\$ 157,000		\$ 7,000	\$ 50,000	\$ -	\$ 57,000			\$ 150,000	
641	Contracted Services	\$ 200,000		\$ 180,000	\$ -	\$ 50,000	\$ 230,000			\$ 200,000	
642	Food Service Offset	\$ -		\$ -	\$ -	\$ -	\$ -			\$ -	
643	Use of Facilities Offset	\$ -		\$ -	\$ -	\$ -	\$ -			\$ -	
644											
645	Total Non-Personnel:	\$ 734,554		\$ 433,554	\$ 210,000	\$ 200,000	\$ 843,554			\$ 867,000	
646	Original Notes:										
647	*Potential savings under telephone if the installation of the new phone system is done early enough to see the savings in this fiscal year.										
648											
649											
650											
651											
652											
653	TOTAL:	\$ 5,892,855	0.0	\$ 5,139,195	\$ 210,000	\$ 767,881	\$ 6,117,076		0.0	\$ 6,173,000	

	E	AG	AI	AK	AL	AM	AN	AW	AX	AY
1	Lowell Public Schools Proposed Budget for FY19/20									
2										
3										
4										
5	GF = General Fund									
654										
655	5100/5200: Employee Benefits & Retire									
656	Personnel									
657										
658	Health/Dental Insurance Premiums	\$ 17,403,051		\$ 17,154,716	\$ 746,000	\$ 204,137	\$ 18,104,853		\$ 18,702,313	
659	Student Accident Insurance	\$ 26,872		\$ 26,872	\$ -	\$ -	\$ 26,872		\$ 26,872	
660	Longevity	\$ 10,000		\$ 10,000	\$ -	\$ -	\$ 10,000		\$ 10,000	
661	Pre-Employment Physicals	\$ 30,000		\$ 30,000	\$ -	\$ -	\$ 30,000		\$ 30,000	
662	Retirement Sick Leave Buyback	\$ 700,000		\$ 1,100,000	\$ -	\$ -	\$ 1,100,000		\$ 1,100,000	
663										
664	Total Personnel:	\$ 18,169,923	0.0	\$ 18,321,588	\$ 746,000	\$ 204,137	\$ 19,271,725	0.0	\$ 19,869,185	
665	<i>Original Notes:</i>									
666	a: Insurance costs were increased by an estimated 3.3% provided by the City CFO.									
667										
668										
669										
670										
671										
672										
673										
674										
675										
676										
677										
678	5300: Rentals									
679	Non-Personnel									
680	Central Administration Office Lease	\$ 414,843		\$ 414,843	\$ -	\$ -	\$ 414,843		\$ 414,843	
681	SPED Leasing of Space	\$ 282,672		\$ 259,672	\$ -	\$ -	\$ 259,672		\$ 282,672	
682	Food Service Offset	\$ -		\$ -	\$ -	\$ -	\$ -		\$ -	
683										
684	Total Non-Personnel:	\$ 697,515		\$ 674,515	\$ -	\$ -	\$ 674,515		\$ 697,515	
685	<i>Original Notes:</i>									
686										
687										
688										
689	TOTAL:	\$ 697,515	0.0	\$ 674,515	\$ -	\$ -	\$ 674,515	0.0	\$ 697,515	

	E	AG	AI	AK	AL	AM	AN	AW	AX	AY
1	Lowell Public Schools									
2	Proposed Budget for FY19/20									
3										
4										
		1	2	3	4	5	6	7	8	
		FY 2019 Proposed Budget	FY19 FTE	FY 2019 General Fund Revised	Approved Grants	Allowed Offsets	FY 2019 Revised	FY 20 FTE	FY2020 Proposed Budget	
5	GF = General Fund									
690	7000: Capital Outlay									
691	Non-Personnel									
692										
693	Capital Improvements	\$ 100,000		\$ -	\$ -	\$ 100,000	\$ 100,000		\$ 100,000	
694	Equipment Replacement	\$ 125,000		\$ 75,000	\$ -	\$ -	\$ 75,000		\$ 125,000	
695	Use of School Facilities Offset	\$ -		\$ -	\$ -	\$ -	\$ -		\$ -	
696										
697	Total Non-Personnel:	\$ 225,000		\$ 75,000	\$ -	\$ 100,000	\$ 175,000		\$ 225,000	
698	Original Notes:									
699										
700										
701	TOTAL:	\$ 225,000	0.0	\$ 75,000	\$ -	\$ 100,000	\$ 175,000	0.0	\$ 225,000	
702	9000: Suspense Account									
703	Non-Personnel									
704										
705	School Committee Suspense	\$ 105,000		\$ -	\$ -	\$ -	\$ -		\$ -	
706										
707		\$ 105,000		\$ -	\$ -	\$ -	\$ -		\$ -	
708										
709										
710	TOTAL:	\$ 105,000	0.0	\$ -	\$ -	\$ -	\$ -	0.0	\$ -	
711	GRAND TOTAL	\$ 181,671,202	1841.0	\$ 166,671,537	\$ 9,975,432	\$ 5,778,018	\$ 182,424,987		\$ 188,908,028	
712										
713										
714										
715										
716										
717										
751										
752										

Funding:	
Chapter 70	\$ 176,428,868
Grant offsets	\$ 8,479,160
CB offset	\$ 4,000,000
	\$ 188,908,028
	\$ 0

Position Control

- **Please note that the Position Controls are a work in progress project. Since we have not worked with the Principals since the roster verification meetings, we cannot solidify these possible changes without input from the leader. For instance, if they have an extra special education teacher, it could be due to high caseloads or a high need case load. These work in progress documents are included in the budget since they are clear examples of our budgeting attempt to realign when resources are scarce. These will be updated and presented again during a budget update. Since we would realign the resources, these changes would not have a budgetary impact to the overall budget. This could change if drastic cuts or additions were needed to balance the budget. We would then use the Position Controls to identify the positions under review.**
- **Please note that District Special Education staff are not listed on the individual roster since they will be on the rosters for the Special Education Department.**
- **Please also note that since this project is capturing positions, it is not noted whether someone is a LTS or permanent employee.**

	Coordinator	Principal	Asst Principal	Clerk/Administrative Assistant	Guidance Counselor	Social Worker (Sped SW not here)	Custodians	Preschool Teachers	Kindergarten Teachers	Elementary Classroom Teachers	Middle School Classroom Teachers	ELL Teachers	ABE Teachers	Language Based Teachers/Hearing/Vision	Special Ed Teachers	Sub-Sep Teachers: CSA (Autism)	Sub-Sep Teachers (LEAP)	Sub-Sep Teachers (Adjustment)	Allied Arts Teachers	Paraprofessionals- Preschool	Paraprofessionals- Kindergarten	Paraprofessionals- Mainstream/SPED Mainstream	Paraprofessionals - ELL	Paraprofessionals - ABE	Paraprofessionals - Sub-Sep CSA	Paraprofessionals - Sub-Sep LEAP	Paraprofessionals - Sub-Sep Adjustment	Paraprofessionals- 1 to 1	Paraprofessional- Language/Speech/Hearing/Vision	Math Resource Teacher	Literacy Specialist	Instructional Specialist	
Moody	0.0	1.0	0.0	1.0	0.0	0.0	2.0	0.0	2.0	10.0	-2.0	1.0	0.0	0.0	1.5	0.0	0.0	0.0	3.5	0.0	2.0	5.0	0.0	0.0	0.0	0.0	0.0	0.0	0.0	0.5	1.0	0.0	28.5
Washington	0.0	1.0	0.0	1.0	0.0	0.5	2.0	1.0	2.0	8.0	0.0	0.5	0.0	0.0	2.0	3.0	0.0	0.0	3.5	1.0	2.0	2.0	0.0	0.0	9.0	0.0	0.0	1.0	0.0	0.5	1.0	0.0	41.0
Bailey	0.0	1.0	1.0	1.0	0.0	1.0	3.0	1.0	4.0	16.0	0.0	1.0	0.0	0.0	4.0	3.0	0.0	0.0	4.0	0.0	0.0	4.0	0.0	0.0	9.0	0.0	0.0	0.0	0.0	1.0	1.0	0.0	55.0
Greenhalge	0.0	1.0	1.0	1.0	0.0	1.0	3.0	2.0	4.0	16.0	0.0	2.0	0.0	1.0	4.0	4.0	0.0	0.0	4.0	2.0	4.0	4.0	2.0	0.0	12.0	0.0	0.0	2.0	0.0	1.0	1.0	0.0	72.0
Lincoln	0.0	1.0	1.0	1.0	0.0	2.0	3.0	2.0	4.0	16.0	0.0	3.0	1.0	0.0	5.0	0.0	0.0	2.0	4.0	2.0	4.0	6.0	0.0	1.0	0.0	0.0	1.0	2.0	0.0	1.0	1.0	0.0	63.0
McAuliffe	0.0	1.0	1.0	1.0	0.0	1.0	3.0	2.0	4.0	16.0	0.0	1.0	0.0	2.0	5.0	0.0	0.0	0.0	4.0	1.0	4.0	4.0	1.0	0.0	0.0	0.0	0.0	3.0	1.0	1.0	1.0	0.0	57.0
McAvinnue	0.0	1.0	1.0	1.0	0.0	1.0	3.0	1.0	4.0	16.0	0.0	2.0	0.0	0.0	4.0	3.0	0.0	0.0	4.0	1.0	4.0	4.0	2.0	0.0	9.0	0.0	0.0	1.0	0.0	1.0	1.0	0.0	64.0
Morey	0.0	1.0	1.0	1.0	0.0	1.0	3.0	2.0	4.0	16.0	0.0	2.0	0.0	0.0	4.0	0.0	2.0	0.0	4.0	2.0	4.0	7.0	0.0	0.0	0.0	4.0	0.0	1.0	0.0	1.0	1.0	0.0	61.0
Murkland	0.0	1.0	1.0	1.0	0.0	1.0	3.0	2.0	4.0	16.0	0.0	2.0	0.0	0.0	4.0	0.0	0.0	2.0	4.0	2.0	4.0	6.0	1.0	0.0	0.0	0.0	2.0	2.0	0.0	1.0	1.0	0.0	60.0
Pawtucket Memorial	0.0	1.0	1.0	1.0	0.0	1.0	3.0	1.0	4.0	16.0	0.0	2.0	0.0	0.0	3.0	3.0	0.0	2.0	4.0	1.0	4.0	3.0	0.0	0.0	7.0	0.0	3.0	0.0	0.0	1.0	1.0	0.0	62.0
Reilly	0.0	1.0	1.0	1.0	0.0	1.0	3.0	1.0	4.0	16.0	-4.0	3.0	0.0	0.0	5.0	1.0	0.0	2.0	5.0	1.0	4.0	7.0	0.0	0.0	3.0	0.0	2.0	0.0	1.0	1.0	0.0	60.0	
Shaughnessy	0.0	1.0	1.0	1.0	0.0	1.0	3.0	1.0	4.0	16.0	0.0	1.0	0.0	0.0	4.0	3.0	0.0	0.0	4.0	1.0	4.0	4.0	0.0	0.0	8.0	0.0	0.0	2.0	0.0	1.0	1.0	0.0	61.0
Murkland	0.0	1.0	1.0	1.0	0.0	1.0	3.0	2.0	4.0	16.0	0.0	2.0	0.0	0.0	4.0	0.0	0.0	3.0	4.0	3.0	4.0	6.0	1.0	0.0	0.0	0.0	2.0	2.0	0.0	1.0	1.0	0.0	62.0
	0.0	13.0	11.0	13.0	0.0	12.5	37.0	18.0	48.0	194.0	-6.0	22.5	1.0	3.0	49.5	20.0	2.0	11.0	52.0	17.0	44.0	62.0	7.0	1.0	57.0	4.0	10.0	16.0	2.0	12.0	13.0	0.0	746.5

Moody Elementary School
GrK to 5(2 strand)

Grade Level Staff								Programmatic Staff											
		C1	C2	C3	C4	C5	C6	C7	Fltoter										
PreSchool	Teacher	512903																	
	Paraprofessionals	512958																	
Kindergarten	Teacher	512903																	
	Paraprofessionals	512958																	
1st	Teacher	512903																	
	Paraprofessionals	512958																	
2nd	Teacher	512903																	
	Paraprofessionals	512958																	
3rd	Teacher	512903																	
	Paraprofessionals	512958																	
4th	Teacher	512903																	
	Paraprofessionals	512958																	
5th	Teacher	512903																	
	Paraprofessionals	512958																	

<p>137 ELLs 87% -27%</p> <p>Teachers</p> <p>ELL/Newcomer 9**10609</p> <p>Paras</p>											
<p>15/16</p> <p>Teachers</p> <p>ABE 9**10603</p> <p>Paras</p>											
<p>0.5</p> <p>Teachers</p> <p>SPED 9**10606</p> <p>Paras</p>											
<p>Adjustment 9**10606</p> <p>Paras</p>											
<p>LEAP 9**10606</p> <p>Paras</p>											
<p>Language 9**10606</p> <p>Paras</p>											
<p>CSA (Autism) 9**10606</p> <p>Paras</p>											
<p>1 to 1 9**10606</p>											

For Principal, this para is a special ed para
Para Breakdown - 2 Kindergarten 4 Firsties 1 SPED - 7 total
We do NOT have 5 fluters, we have 4 fluters

NOTES: Need to have 1 full time ELL Teacher

Moody Elementary School Roster

Keefe	Roberta	Administration1	Principal
Parasole	Genevieve	Administration3	Admin Assistant
Golner	Lisa	Coach/Curriculum Support	Literacy Specialist
Hurley	Gayle	Coach/Curriculum Support	Math Resource (Shared)
Gordon	Eric	Facilities	Custodial
Mccabe	Edward	Facilities	Custodial
Winer	Marcy	Paraprofessional	Kindergarten
Ryder	Lisa	Paraprofessional	Mainstream
Menezes	Susana	Paraprofessional	Mainstream
Martin	Mary	Paraprofessional	Mainstream
Gudewich	Rosemary	Paraprofessional	Mainstream
Farley	Kristin	Paraprofessional	Mainstream
Conover	Kathryn	Paraprofessional	Special Education
Flynn	Janice	Teacher - Classroom	Grade 1
Donovan	Sarah	Teacher - Classroom	Grade 1
Costello	Amy	Teacher - Classroom	Grade 2
Klobucher	Lisa	Teacher - Classroom	Grade 2
Ibarguen	Steven	Teacher - Classroom	Grade 3
Pappathan	Patricia	Teacher - Classroom	Grade 3
Scannell	Priscilla	Teacher - Classroom	Grade 4
Reynolds	Martha	Teacher - Classroom	Grade 4
Martin	Martha	Teacher - Classroom	Grade 5
Kinney	Sherianne	Teacher - Classroom	Grade 5
De Sousa	Fatima	Teacher - Kindergarten	Kindergarten
Gallagher	Shelagh	Teacher - Kindergarten	Kindergarten
Lyons	Brooke	Teacher - Programmatic	Special Education
ADD	ADD	Teacher - Programmatic	.5 ELL
Upton	Heidi	Teacher - Programmatic	ELL (Shared)
Mcglauflin	Jennifer	Teacher - Programmatic	Special Educaiton (shared)
Fallon	Courtney	Teacher-Allied Arts	Art
Gill	Lindsey	Teacher-Allied Arts	Content Literacy
Cowart	Valerie	Teacher-Allied Arts	Music
Netishen	Ellen	Teacher-Allied Arts	Physical Education

Washington Elementary School

GrK to 5(2 strand)

	C1	C2	C3	C4	C5	C6	C7	Flexter
Grade Level Staff								
8**10603								
PreSch Teacher								
Paraprofessionals								
2nd Prek is CSA								
Kindery Teacher								
Paraprofessionals								
1st Teacher								
Paraprofessionals								
2nd Teacher								
Paraprofessionals								
3rd Teacher								
Paraprofessionals								
4th Teacher								
Paraprofessionals								

84 ELLs
27%30%

ELL/Newcomer
9**10609

Paras

SPED Carded???

Teachers	Teachers	Teachers	Teachers	Teachers	Teachers	Teachers	Teachers
ABE 9**10603	SPED 9**10606	Adjustment 9**10606	LEAP 9**10606	Language 9**10606	CSA (Autism) 9**10606	1 to 1 9**10606	
Paras	Paras	Paras	Paras	Paras	Paras	Paras	Paras

Is this shared with another school?
No but we are inundated with Non-enrolled Pre-K testing
2 teachers are needed to do 5 grade levels/multiple content areas and inclusion
Do you want numbers??

Allied Arts

Art		Shared
Music		Shared
Physical Ed		Shared
Content Literacy		
Instructional Tech Specialist		
Math Interventionist		
ELA Interventionist		
Health		
Tech Ed		
Other: STEM		

Special Ed Team (Shared)

ETC	
Psychologist	
Speech Therapist	
Occupational Therapist	
Physical Therapist	
SPED Social Worker	
BCBA	
Other	

Coaching/Teacher Spt

Math Resource	Shared
Literacy Specialist	FT
Instructional Specialist	
Whole School ELA coaching	

Administration

Principal	
Assistant Principal	
Clerk	
Guidance Counselor	
Social Worker	
Custodian	

Washington School Roster:

Cunningham	Cheryl	Administration1	Principal
Nolan	Catherine	Administration3	Administrative Assistant
Hugo	Catherine	Coach/Curriculum Support	Literacy Specialist
Hurley	Gayl	Coach/Curriculum Support	Math Resource - Part Time
Spindler	Frederick	Facilities	Custodial
Runion	Michael	Facilities	Custodial
Chan	Stacy	Paraprofessional	Mainstream
Flynn	Susan	Paraprofessional	Mainstream
Casey	Judith	Paraprofessional - IEP	1 to 1
Bowles	Pamela	Paraprofessional - Kindergarten	Kindergarten
Reilly	Catherine	Paraprofessional - Kindergarten	Kindergarten
OPEN	OPEN	Paraprofessional - Preschool	Pre K
Mccabe	Mary	Paraprofessional - Subseparate	CSA
OPEN	OPEN	Paraprofessional - Subseparate	CSA
Phillips	Elizabeth	Paraprofessional - Subseparate	CSA
Robles	Janitza	Paraprofessional - Subseparate	CSA
Cruz	Roy	Paraprofessional - Subseparate	CSA
Vieira	Krystle	Paraprofessional - Subseparate	CSA
Correa	Daniela	Paraprofessional - Subseparate	CSA
Dauteuil	Karen	Paraprofessional - Subseparate	CSA
Perez	Gina	Paraprofessional - Subseparate	CSA
Macphail	Leslie	Teacher - Allied Arts	Art
Comtois	Marcie	Teacher - Allied Arts	Content Literacy
Katz	Laura	Teacher - Allied Arts	Music
Zananiri	Nabeel	Teacher - Allied Arts	Phys Ed
Sequeira Plunkett	Jennifer	Teacher - Classroom	Grade 1
Brady	Ashley	Teacher - Classroom	Grade 1
Mccoy	Susan	Teacher - Classroom	Grade 2
Burns	Kara	Teacher - Classroom	Grade 2
Deshler	Richard	Teacher - Classroom	Grade 3
Hogan	Beth	Teacher - Classroom	Grade 3
Sgouros	Joanne	Teacher - Classroom	Grade 4

Avelino
Cahill-Zdon
Quirbach
Fallon
Upton
Reidt
Parrington
Donovan
Bowlby
Morehouse

Monica
Diane
Elizabeth
Catherine
Heidi
Ruthann
Colleen
Corey
Margaret
Nicole

Teacher - Classroom
Teacher - Kindergarten
Teacher - Kindergarten
Teacher - Preschool
Teacher - Programmatic
Teacher - Programmatic
Teacher - Programmatic
Teacher- Subseparate
Teacher- Subseparate
Teacher- Subseparate

Grade 4
Kindergarten
Kindergarten
Pre K
ELL
Special Education
Special Education
CSA 2-4
CSA K-1
CSA PreK

Bailey Elementary School
GrPreK to 4 (4strand with CSA program)

Grade Level Staff									Programmatic Staff									
		C1	C2	C3	C4	C5	C6	C7	Floater									
PreSchool	Teacher																	
	Paraprofessionals																	
		9**10603																
		one reg ed and one CSA PreK																
Kindergarten	Teacher																	
	Paraprofessionals																	
		9**10603																
1st	Teacher																	
	Paraprofessionals																	
2nd	Teacher																	
	Paraprofessionals																	
3rd	Teacher																	
	Paraprofessionals																	
4th	Teacher																	
	Paraprofessionals																	

Schoolwide/Shared Program Positions

138 ELL 27%-30%		13/12/15/17 caseload																																																																																																																																																																																													
<div><div></div><div></div><div></div><div></div></div>	<div><div></div><div></div><div></div><div></div></div>	<div><div></div><div></div><div></div><div></div></div>	<div><div></div><div></div><div></div><div></div></div>	<div><div></div><div></div><div></div><div></div></div>	<div><div></div><div></div><div></div><div></div></div>	<div><div></div><div></div><div></div><div></div></div>	<div><div></div><div></div><div></div><div></div></div>	<div><div></div><div></div><div></div><div></div></div>	<div><div></div><div></div><div></div><div></div></div>	<div><div></div><div></div><div></div><div></div></div>	<div><div></div><div></div><div></div><div></div></div>	<div><div></div><div></div><div></div><div></div></div>	<div><div></div><div></div><div></div><div></div></div>	<div><div></div><div></div><div></div><div></div></div>	<div><div></div><div></div><div></div><div></div></div>	<div><div></div><div></div><div></div><div></div></div>	<div><div></div><div></div><div></div><div></div></div>	<div><div></div><div></div><div></div><div></div></div>	<div><div></div><div></div><div></div><div></div></div>	<div><div></div><div></div><div></div><div></div></div>	<div><div></div><div></div><div></div><div></div></div>	<div><div></div><div></div><div></div><div></div></div>	<div><div></div><div></div><div></div><div></div></div>	<div><div></div><div></div><div></div><div></div></div>	<div><div></div><div></div><div></div><div></div></div>	<div><div></div><div></div><div></div><div></div></div>	<div><div></div><div></div><div></div><div></div></div>	<div><div></div><div></div><div></div><div></div></div>	<div><div></div><div></div><div></div><div></div></div>	<div><div></div><div></div><div></div><div></div></div>	<div><div></div><div></div><div></div><div></div></div>	<div><div></div><div></div><div></div><div></div></div>	<div><div></div><div></div><div></div><div></div></div>	<div><div></div><div></div><div></div><div></div></div>	<div><div></div><div></div><div></div><div></div></div>	<div><div></div><div></div><div></div><div></div></div>	<div><div></div><div></div><div></div><div></div></div>	<div><div></div><div></div><div></div><div></div></div>	<div><div></div><div></div><div></div><div></div></div>	<div><div></div><div></div><div></div><div></div></div>	<div><div></div><div></div><div></div><div></div></div>	<div><div></div><div></div><div></div><div></div></div>	<div><div></div><div></div><div></div><div></div></div>	<div><div></div><div></div><div></div><div></div></div>	<div><div></div><div></div><div></div><div></div></div>	<div><div></div><div></div><div></div><div></div></div>	<div><div></div><div></div><div></div><div></div></div>	<div><div></div><div></div><div></div><div></div></div>	<div><div></div><div></div><div></div><div></div></div>	<div><div></div><div></div><div></div><div></div></div>	<div><div></div><div></div><div></div><div></div></div>	<div><div></div><div></div><div></div><div></div></div>	<div><div></div><div></div><div></div><div></div></div>	<div><div></div><div></div><div></div><div></div></div>	<div><div></div><div></div><div></div><div></div></div>	<div><div></div><div></div><div></div><div></div></div>	<div><div></div><div></div><div></div><div></div></div>	<div><div></div><div></div><div></div><div></div></div>	<div><div></div><div></div><div></div><div></div></div>	<div><div></div><div></div><div></div><div></div></div>	<div><div></div><div></div><div></div><div></div></div>	<div><div></div><div></div><div></div><div></div></div>	<div><div></div><div></div><div></div><div></div></div>	<div><div></div><div></div><div></div><div></div></div>	<div><div></div><div></div><div></div><div></div></div>	<div><div></div><div></div><div></div><div></div></div>	<div><div></div><div></div><div></div><div></div></div>	<div><div></div><div></div><div></div><div></div></div>	<div><div></div><div></div><div></div><div></div></div>	<div><div></div><div></div><div></div><div></div></div>	<div><div></div><div></div><div></div><div></div></div>	<div><div></div><div></div><div></div><div></div></div>	<div><div></div><div></div><div></div><div></div></div>	<div><div></div><div></div><div></div><div></div></div>	<div><div></div><div></div><div></div><div></div></div>	<div><div></div><div></div><div></div><div></div></div>	<div><div></div><div></div><div></div><div></div></div>	<div><div></div><div></div><div></div><div></div></div>	<div><div></div><div></div><div></div><div></div></div>	<div><div></div><div></div><div></div><div></div></div>	<div><div></div><div></div><div></div><div></div></div>	<div><div></div><div></div><div></div><div></div></div>	<div><div></div><div></div><div></div><div></div></div>	<div><div></div><div></div><div></div><div></div></div>	<div><div></div><div></div><div></div><div></div></div>	<div><div></div><div></div><div></div><div></div></div>	<div><div></div><div></div><div></div><div></div></div>	<div><div></div><div></div><div></div><div></div></div>	<div><div></div><div></div><div></div><div></div></div>	<div><div></div><div></div><div></div><div></div></div>	<div><div></div><div></div><div></div><div></div></div>	<div><div></div><div></div><div></div><div></div></div>	<div><div></div><div></div><div></div><div></div></div>	<div><div></div><div></div><div></div><div></div></div>	<div><div></div><div></div><div></div><div></div></div>	<div><div></div><div></div><div></div><div></div></div>	<div><div></div><div></div><div></div><div></div></div>	<div><div></div><div></div><div></div><div></div></div>	<div><div></div><div></div><div></div><div></div></div>	<div><div></div><div></div><div></div><div></div></div>	<div><div></div><div></div><div></div><div></div></div>	<div><div></div><div></div><div></div><div></div></div>	<div><div></div><div></div><div></div><div></div></div>	<div><div></div><div></div><div></div><div></div></div>	<div><div></div><div></div><div></div><div></div></div>	<div><div></div><div></div><div></div><div></div></div>	<div><div></div><div></div><div></div><div></div></div>	<div><div></div><div></div><div></div><div></div></div>	<div><div></div><div></div><div></div><div></div></div>	<div><div></div><div></div><div></div><div></div></div>	<div><div></div><div></div><div></div><div></div></div>	<div><div></div><div></div><div></div><div></div></div>	<div><div></div><div></div><div></div><div></div></div>	<div><div></div><div></div><div></div><div></div></div>	<div><div></div><div></div><div></div><div></div></div>	<div><div></div><div></div><div></div><div></div></div>	<div><div></div><div></div><div></div><div></div></div>	<div><div></div><div></div><div></div><div></div></div>	<div><div></div><div></div><div></div><div></div></div>	<div><div></div><div></div><div></div><div></div></div>	<div><div></div><div></div><div></div><div></div></div>	<div><div></div><div></div><div></div><div></div></div>	<div><div></div><div></div><div></div><div></div></div>	<div><div></div><div></div><div></div><div></div></div>	<div><div></div><div></div><div></div><div></div></div>	<div><div></div><div></div><div></div><div></div></div>	<div><div></div><div></div><div></div><div></div></div>	<div><div></div><div></div><div></div><div></div></div>	<div><div></div><div></div><div></div><div></div></div>	<div><div></div><div></div><div></div><div></div></div>	<div><div></div><div></div><div></div><div></div></div>	<div><div></div><div></div><div></div><div></div></div>	<div><div></div><div></div><div></div><div></div></div>	<div><div></div><div></div><div></div><div></div></div>	<div><div></div><div></div><div></div><div></div></div>	<div><div></div><div></div><div></div><div></div></div>	<div><div></div><div></div><div></div><div></div></div>	<div><div></div><div></div><div></div><div></div></div>	<div><div></div><div></div><div></div><div></div></div>	<div><div></div><div></div><div></div><div></div></div>	<div><div></div><div></div><div></div><div></div></div>	<div><div></div><div></div><div></div><div></div></div>	<div><div></div><div></div><div></div><div></div></div>	<div><div></div><div></div><div></div><div></div></div>	<div><div></div><div></div><div></div><div></div></div>	<div><div></div><div></div><div></div><div></div></div>	<div><div></div><div></div><div></div><div></div></div>	<div><div></div><div></div><div></div><div></div></div>	<div><div></div><div></div><div></div><div></div></div>	<div><div></div><div></div><div></div><div></div></div>	<div><div></div><div></div><div></div><div></div></div>	<div><div></div><div></div><div></div><div></div></div>	<div><div></div><div></div><div></div><div></div></div>	<div><div></div><div></div><div></div><div></div></div>	<div><div></div><div></div><div></div><div></div></div>	<div><div></div><div></div><div></div><div></div></div>	<div><div></div><div></div><div></div><div></div></div>	<div><div></div><div></div><div></div><div></div></div>	<div><div></div><div></div><div></div><div></div></div>	<div><div></div><div></div><div></div><div></div></div>	<div><div></div><div></div><div></div><div></div></div>	<div><div></div><div></div><div></div><div></div></div>	<div><div></div><div></div><div></div><div></div></div>	<div><div></div><div></div><div></div><div></div></div>	<div><div></div><div></div><div></div><div></div></div>	<div><div></div><div></div><div></div><div></div></div>	<div><div></div><div></div><div></div><div></div></div>	<div><div></div><div></div><div></div><div></div></div>	<div><div></div><div></div><div></div><div></div></div>	<div><div></div><div></div><div></div><div></div></div>	<div><div></div><div></div><div></div><div></div></div>	<div><div></div><div></div><div></div><div></div></div>	<div><div></div><div></div><div></div><div></div></div>	<div><div></div><div></div><div></div><div></div></div>	<div><div></div><div></div><div></div><div></div></div>	<div><div></div><div></div><div></div><div></div></div>	<div><div></div><div></div><div></div><div></div></div>	<div><div></div><div></div><div></div><div></div></div>	<div><div></div><div></div><div></div><div></div></div>	<div><div></div><div></div><div></div><div></div></div>	<div><div></div><div></div><div></div><div></div></div>	<div><div></div><div></div><div></div><div></div></div>	<div><div></div><div></div><div></div><div></div></div>	<div><div></div><div></div><div></div><div></div></div>	<div><div></div><div></div><div></div><div></div></div>	<div><div></div><div></div><div></div><div></div></div>	<div><div></div><div></div><div></div><div></div></div>	<div><div></div><div></div><div></div><div></div></div>	<div><div></div><div></div><div></div><div></div></div>	<div><div></div><div></div><div></div><div></div></div>	<div><div></</div></div>

138 ELL
27%-30%

13/12/15/17 case load

Enrollment 506
SPED Case 79
ELL Case 138/27%/31%
Poverty 234/46.3%

Allied Arts Specialists		SPED Team		Coaching/Curriculum Support		Administration	
Art		ETC		Math Resource		Principal	
Music		Psychologist		Literacy Specialist		Assistant Principal	
Physical Ed		Speech Therapist		Instructional Specialist		Admin Assistant	
Content Literacy		Occupational Therapist				Guidance Counselor	
Instructional Tech Specialist		Physical Therapist				Social Worker	
Math Interventionist		SPED Social Worker				Custodian	
ELA Interventionist		BCBA					
Health		Other: SLPA					
Tech Ed		OTA					
Other: STEM							

Bailey Elementary School Roster:

Clements	Kimberley	Administration1	Principal
Haines	Jeffrey	Administration2	Assistant Principal
Mclaughlin	Alice	Administration3	Administrative Assistant
Delworth	Amanda	Administration4	Social Worker
Buchanan	Julie	Coach/Curriculum Support	Literacy Specialist
Maynard	Jennifer	Coach/Curriculum Support	Math Resource Teacher
Fortner	James	Facilities	Custodial
Scanlon	Thomas	Facilities	Custodial
Blanchette	Donald	Facilities	Custodial
Provost	Amy	Paraprofessional	Kindergarten
Rosa	Dennis	Paraprofessional	Kindergarten
Snead	Joann	Paraprofessional	Kindergarten
Pelland	Susanne	Paraprofessional	Kindergarten
Arutunian	Carol	Paraprofessional	Preschool
Ravichandra	Kousalya	Paraprofessional	Mainstream
Draper	Susan	Paraprofessional	Mainstream
Fortier	Susan	Paraprofessional	Mainstream
Macinnis	Kristine	Paraprofessional	Mainstream
Nolan	Pamela	Paraprofessional - Subseparate	CSA
Caiazza	Marianne	Paraprofessional - Subseparate	CSA
Desimone	Heather	Paraprofessional - Subseparate	CSA
Gignac	Linda-Joy	Paraprofessional - Subseparate	CSA
Bucczynski	Sara	Paraprofessional - Subseparate	CSA
Kenneway	Nano	Paraprofessional - Subseparate	CSA
Gary	Bonnie	Paraprofessional - Subseparate	CSA
Lemieux	Katelyn	Paraprofessional - Subseparate	CSA
Rodriguez	Gustavo	Paraprofessional - Subseparate	CSA
Largenton	Theresa	Teacher - Classroom	Grade 1
Eacrett	Hope	Teacher - Classroom	Grade 1
Morse	Bridget	Teacher - Classroom	Grade 1
Delucia	Heather	Teacher - Classroom	Grade 1
Tudryn	Linda	Teacher - Classroom	Grade 2

Olson (Furness)	Christine	Teacher - Classroom	Grade 2
Gelarderes	Deborah	Teacher - Classroom	Grade 2
Rindo	Ann Marie	Teacher - Classroom	Grade 2
Keohane	Bethany	Teacher - Classroom	Grade 3
Dearth-Gaudet	Melissa	Teacher - Classroom	Grade 3
Devlin	Cathy	Teacher - Classroom	Grade 3
Peirce	Kim	Teacher - Classroom	Grade 3
Labrecque	Emily	Teacher - Classroom	Grade 4
Doucette	Georgiana	Teacher - Classroom	Grade 4
Hackett	Carlene	Teacher - Classroom	Grade 4
Baer	Andrea	Teacher - Classroom	Grade 4
Cole	Tara	Teacher - Kindergarten	Kindergarten
Wright	Danielle	Teacher - Kindergarten	Kindergarten
Garchia (Reynolds)	Abbie	Teacher - Kindergarten	Kindergarten
Bernard	Tiffany	Teacher - Kindergarten	kindergarten
Cote	Donna	Teacher - Preschool	Preschool
Fiocca-Stern	Marianne	Teacher - Programmatic	ELL
Keefe	Courtney	Teacher - Programmatic	Special Education
Caliri	Cynthia	Teacher - Programmatic	Special Education
Siegal	Julie	Teacher - Programmatic	Special Education
Romanowsky	Ellen	Teacher - Programmatic	Special Education
Rindo	Kathryn	Teacher - Subseparate	CSA 2-4
Ridenour	Elizabeth	Teacher - Subseparate	CSA K-1
Mcneil	Catherine	Teacher - Subseparate	CSA PreK
Lincoln	Diane	Teacher-Allied Arts	Art
Cote	Kathleen	Teacher-Allied Arts	Content Literacy
Antolini	Susan	Teacher-Allied Arts	Music
Mcmanmon	Melanie	Teacher-Allied Arts	Phys ed

Greenhalge School

GrPreK to 4 (4-strand with CSA program)

Grade Level Staff									Programmatic Staff										
		C1	C2	C3	C4	C5	C6	C7	Floater										
9**10603																			
PreSchool	Teacher																		
	Paraprofessionals																		
512903 512958																			
Kindergarten	Teacher																		
	Paraprofessionals																		
512903 512958																			
1st	Teacher																		
	Paraprofessionals																		
512903 512958																			
2nd	Teacher																		
	Paraprofessionals																		
512903 512958																			
3rd	Teacher																		
	Paraprofessionals																		
512903 512958																			
4th	Teacher																		
	Paraprofessionals																		
512903 512958																			

155 students
30%+ 39% Below 3

22/13/19/23

Teachers

Teachers

Teachers

Teachers

Teachers

Teachers

Teachers

Teachers

1 to 1

ELL/Newcomer
9**10609

ABE
9**10603

SPED
9**10606

Adjustment
9**10606

LEAP
9**10606

Language
9**10606

CSA (Autism)
9**10606

1 to 1
9**10606

Paras

Paras

Paras

Paras

Paras

Paras

Paras

Paras

1 to 1
9**10606

should be tutors according to the data

Enrollment523

SPED7/7/8/9

ELL155/30%/39%

Poverty355/67.9%

155 students 39% Below 3										22/13/19/23							
Teachers		Teachers		Teachers		Teachers		Teachers		Teachers		Teachers		Teachers		Teachers	
ELL/Newcomer 9**10609		ABE 9**10603		SPED 9**10606		Adjustment 9**10606		LEAP 9**10606		Language 9**10606		CSA (Autism) 9**10606		1 to 1 9**10606			
Paras		Paras		Paras		Paras		Paras		Paras		Paras		Paras			

should be tutors according to the data

Enrollment 523
SPED 7/7/8/9
ELL 155/30%/39%
Poverty 355/67.9%

Allied Arts

Art		
Music		
Physical Ed		
Content Literacy		
Instructional Tech Specialist		
Math Interventionist		
ELA Interventionist		
Health		
Tech Ed		

Other: STEM

Special Ed Team

ETC	
Psychologist	
Speech Therapist	
Occupational Therapist	
Physical Therapist	
SPED Social Worker	
BCBA	
Other _____	

Coaching/Teacher Sppt

Math Resource	
*Included in teacher union	
Literacy Specialist	
*Elementary ELA coaching/LSAA	
Instructional Specialist	
*Middle School ELA coaching	

Administration

Principal	
Assistant Principal	
Admin Assistant	
Guidance Counselor	
Social Worker	
Custodian	
9**47103-512960	
Parent Liaison	

Greenhalge Elementary Roster

Murphy	Nan	Administration1	Principal
Ronan	Magaly	Administration2	Asst Principal
St Laurent	Donna	Administration3	Admin Assistant
Kirby	Kristen	Administration4	Social Worker
Driscoll	Melissa	Coach/Curriculum Support	Literacy Specialist
Flanders	Joy	Coach/Curriculum Support	Math Resource Teacher
Rodrigues	David	Facilities	Custodial
Rudy	Anne	Facilities	Custodial
Tapia	Maritza	Facilities	Custodial
McNiff	Sara	Paraprofessional	ELL
Finch	Brenda	Paraprofessional	ELL
Baez	Jennifer	Paraprofessional	Kindergarten
Chhoeng	Sharifah	Paraprofessional	Kindergarten
Mccann	Kellie	Paraprofessional	Kindergarten
Roman	Marlene	Paraprofessional	Kindergarten
Sachetta	Susan	Paraprofessional	Mainstream
Flood	Roselyn	Paraprofessional	Mainstream
Shaw	Nancy	Paraprofessional	Mainstream
Mcgrath	Christa	Paraprofessional	Mainstream
Berard	Susan	Paraprofessional	Preschool
Boules	Sylvia	Paraprofessional	Preschool
Roper	Debra	Paraprofessional - IEP	1 to 1
Salem	Wassan	Paraprofessional - IEP	1 to 1
Halligan	Claire	Paraprofessional - Subseparate	CSA
Burns	Cynthia	Paraprofessional - Subseparate	CSA
Deanglis	John	Paraprofessional - Subseparate	CSA
Clement	Laura	Paraprofessional - Subseparate	CSA
Dillon	Laura	Paraprofessional - Subseparate	CSA
Thompson	Stephanie	Paraprofessional - Subseparate	CSA
Boucher	Elaine	Paraprofessional - Subseparate	CSA
Sheehy	Jennifer	Paraprofessional - Subseparate	CSA
Nathm	Zaiynab	Paraprofessional - Subseparate	CSA
Ahishakiye	Joseline	Paraprofessional - Subseparate	CSA PreK
Lynch	Ashley	Paraprofessional - Subseparate	CSA PreK
Roper	Shayna	Paraprofessional - Subseparate	CSA PreK
Piper	Davis	Teacher - Classroom	Grade 1

Ramirez	Kathleen	Teacher - Classroom	Grade 1
Mendonca	Taylor	Teacher - Classroom	Grade 1
Marchino	Caitlyn	Teacher - Classroom	Grade 1
Cronin	Carrie	Teacher - Classroom	Grade 2
Trombly	Lauren	Teacher - Classroom	Grade 2
Savastano	Emily	Teacher - Classroom	Grade 2
Odonnell	Lauren	Teacher - Classroom	Grade 2
Dwire	Paula	Teacher - Classroom	Grade 3
Cappellini	Susan	Teacher - Classroom	Grade 3
Moschetti	Kayla	Teacher - Classroom	Grade 3
Villano	Paige	Teacher - Classroom	Grade 3
Kulesza	Elizabeth	Teacher - Classroom	Grade 4
Parkhurst	Tracy	Teacher - Classroom	Grade 4
Doherty	Katie	Teacher - Classroom	Grade 4
Donovan	Holly	Teacher - Classroom	Grade 4
Ortiz	Samara	Teacher - Kindergarten	Kindergarten
Grier	Andrea	Teacher - Kindergarten	Kindergarten
Descheneaux	Elizabeth	Teacher - Kindergarten	Kindergarten
Baribeault	Danielle	Teacher - Kindergarten	Kindergarten
Hart	Erin	Teacher - Preschool	Preschool
Machado	Jennifer	Teacher - Preschool	Preschool
Terwilliger	Taryn	Teacher - Programmatic	ELL
Williamson	Elaine	Teacher - Programmatic	ELL
Kearney	Sharon	Teacher - Programmatic	Special Education
Jedraszek	Carolyn	Teacher - Programmatic	Special Education
Sexton	Leeann	Teacher - Programmatic	Special Education
Kelleher	Karen	Teacher - Programmatic	Special Education
Pannese	Dawnmari	Teacher-Allied Arts	Art
Martin	Amanda	Teacher-Allied Arts	Content Literacy
Squeglia	Cheryl	Teacher-Allied Arts	Music
Ouellet	Kevin	Teacher-Allied Arts	Physical Education
Conlon	Lori	Teacher-Subseparate	CSA
Sneeringer	Jennifer	Teacher-Subseparate	CSA
Sampson	Cindy Lynn	Teacher-Subseparate	CSA
Rivard	Amanda	Teacher-Subseparate	CSA

GrPreK to 4 (4strand with 2 ABE and 1 Adjustment program)

GrPreK to 4 (4strand with 2 ABE and 1 Adjustment program)














Programmatic Staff

Legend:

- 100% ELL
- 35%-29% SPED
- 14-23/14-20/11

Programmatic Staff Positions:

Program	Teachers	Paras	Schoolwide/Shared Program Positions
ELL/Newcomer 9**10609	2 (1 white, 1 red)	2 (1 white, 1 black)	2 (1 white, 1 black)
ABE 9**10603	2 (1 white, 1 black)	2 (1 white, 1 black)	2 (1 white, 1 black)
SPED 9**10606	2 (1 white, 1 red)	2 (1 white, 1 black)	2 (1 white, 1 black)
Adjustment 9**10606	2 (1 white, 1 red)	2 (1 white, 1 black)	2 (1 white, 1 black)
LEAP 9**10606	2 (1 white, 1 black)	2 (1 white, 1 black)	2 (1 white, 1 black)
Language 9**10606	2 (1 white, 1 black)	2 (1 white, 1 black)	2 (1 white, 1 black)
CSA (Autism) 9**10606	2 (1 white, 1 black)	2 (1 white, 1 black)	2 (1 white, 1 black)
1 to 1 9**10606	2 (1 white, 1 black)	2 (1 white, 1 black)	2 (1 white, 1 black)

Teaching/Teacher Sppt		Administration	
Math Resource		Principal	
Included in teacher union			
Literacy Specialist		Assistant Principal	 
Secondary ELA coaching (2.0A)			
Instructional Specialist		Admin Assistant	
Adult School ELA coaching		Guidance Counselor	
		Social Worker	
		Custodian	 
			 

Lincoln Elementary School Roster

Coleman	Ginger	Administration1	Principal
Dorsey	Kayla	Administration2	Assistant Principal
Carrabis	Kathleen	Administration3	Administrative Assistant
Quattrocchi	Debbie	Administration4	ABE LICSW
Beland	Jennifer	Administration4	Social Worker
Huber	Dana	Coach/Curriculum Support	Literacy Specialist
Hirbour	Erin	Coach/Curriculum Support	Math Resource Teacher
Bejanian	Shawn	Facilities	Custodial
Lanoue	Dolores	Facilities	Custodial
Gagnon	Joseph	Facilities	Custodial
Azevedo	Maria	Paraprofessional	Kindergarten
Landry	Gayle	Paraprofessional	Kindergarten
Hunter	Linda	Paraprofessional	Kindergarten
Toomajanian	Diane	Paraprofessional	Kindergarten
Cote	Debra	Paraprofessional	Mainstream
Garthe	Linda	Paraprofessional	Mainstream
King	Brenda	Paraprofessional	Mainstream
Ryan	Patricia	Paraprofessional	Mainstream
Daigle	Nancy	Paraprofessional	Mainstream
Silva	Ana	Paraprofessional	Mainstream
Colon	Aide	Paraprofessional	Preschool
Ducharme	Rene	Paraprofessional	Preschool
Baccam	Phoungneune	Paraprofessional - IEP	1 to 1
Mendez	Linda	Paraprofessional - Subseparate	ABE
Figerora	Pedro	Paraprofessional - Subseparate	Adjustment
Betancur	Esteban	Paraprofessional - Subseparate	Adjustment
Janas	Debbie	Paraprofessional - Subseparate	Speech Language
Gilman	Alyssa	Teacher - Classroom	Grade 1
Eberiel	Melissa	Teacher - Classroom	Grade 1
Gould	Julie	Teacher - Classroom	Grade 1
Rosado	Amanda	Teacher - Classroom	Grade 1
Chin-Chap	Sophia	Teacher - Classroom	Grade 2

Ryan	Claire	Teacher - Classroom	Grade 2
Williams	Jeanann	Teacher - Classroom	Grade 2
Perry	Sharon	Teacher - Classroom	Grade 2
Regina	Andrea	Teacher - Classroom	Grade 3
Trainor	Marcella	Teacher - Classroom	Grade 3
Coimbra	Danielle	Teacher - Classroom	Grade 3
Francisco	Rebecca	Teacher - Classroom	Grade 3
Delibero	Kim Soo	Teacher - Classroom	Grade 3
Breen	Catherine	Teacher - Classroom	Grade 4
Krug	Margaret	Teacher - Classroom	Grade 4
Mello	Devon	Teacher - Classroom	Grade 4
Catanzano	Katherine	Teacher - Classroom	Grade 4
Dillon	Katie	Teacher - Kindergarten	Kindergarten
Kelly	Erin	Teacher - Kindergarten	Kindergarten
Roylos	Beth	Teacher - Kindergarten	Kindergarten
Desharnais	Jessica	Teacher - Kindergarten	Kindergarten
Dolan	Tricia	Teacher - Preschool	Preschool
Fraser	Jessica	Teacher - Preschool	Preschool
Smith	Sarrah	Teacher - Programmatic	ABE
Ulery	Ellen	Teacher - Programmatic	Adjustment
Chen	Liping	Teacher - Programmatic	ELL
Griffin	Mary	Teacher - Programmatic	ELL
Kowalski	Melanie	Teacher - Programmatic	ELL
Margaglione	Rachel	Teacher - Programmatic	Special Education
Gregoire	Jessica	Teacher - Programmatic	Special Education
Daigle	Angela	Teacher - Programmatic	Special Education
Herbert	Lauren	Teacher - Programmatic	Special Education
Kalitka	Stephanie	Teacher - Programmatic	Special Education
Pollard	Patrick	Teacher-Allied Arts	Art
Doherty	Sheila	Teacher-Allied Arts	Content Literacy
Breen	Olivia	Teacher-Allied Arts	Music
Guthrie	Marikay	Teacher-Allied Arts	Physical Education

GrPreK to 4 (4strand with Deaf &. Hard Hearing and Newcomer programs)

79

McAuliffe Elementary School Roster

Anderson	David	Administration1	Principals
Corrente	Patti-Jean	Administration2	Asst Principal
Thompson	Linda	Administration3	Admin Assistant
Moulton	Kristin	Administration4	Social Worker
Steele	Lynne	Coach/Curriculum Support	Literacy Specialist
Larocque	Kathleen	Coach/Curriculum Support	Math Resource Teacher
Giurleo	Mark	Facilities	Custodial
Clough	Patti	Facilities	Custodial
Psaledakis	Jonathan	Facilities	Custodial
Dejesus	Zaida	Paraprofessional	Kindergarten
Delacruz	Yolanda	Paraprofessional	Kindergarten
St Onge	Adriana	Paraprofessional	Kindergarten
Gallagher	Rachel	Paraprofessional	Kindergarten
Carrasco	Myrna	Paraprofessional	Mainstream
Killgren	Cheryl	Paraprofessional	Mainstream
Cloutier	Amy	Paraprofessional	Mainstream
Sargent	Carole	Paraprofessional	Mainstream
Barr	Theresa	Paraprofessional	Mainstream
O'Fallon	Kathy	Paraprofessional	Preschool
Cruz	Yadaris	Paraprofessional	Preschool
Bailey	Rhonda	Paraprofessional - IEP	1 to 1
Lepine	Lauren	Paraprofessional - IEP	1 to 1
Swanson	Alyssa	Paraprofessional - Programmatic	ELL
Dormer	Michael	Paraprofessional - Programmatic	Sign Language Para (Shared)
Cote-Roy	Diane	Paraprofessional - Subseparate	Language Based
Theriault	Leigha	Teacher - Classroom	Grade 1
Uong	Sophear	Teacher - Classroom	Grade 1
Levin	Audrey	Teacher - Classroom	Grade 1
Davis	Lela	Teacher - Classroom	Grade 1
Kelsey	Patricia	Teacher - Classroom	Grade 2
Lebron Colon	Vivien	Teacher - Classroom	Grade 2

Bedard	Tara	Teacher - Classroom	Grade 2
Mcgaffigan	Kerrie	Teacher - Classroom	Grade 2
Febo	Madeline	Teacher - Classroom	Grade 3
King	Haley	Teacher - Classroom	Grade 3
Cayer	Annamarie	Teacher - Classroom	Grade 3
Johnson	Sarah	Teacher - Classroom	Grade 3
Bowden	Carl	Teacher - Classroom	Grade 4
Mchugh	Ellen	Teacher - Classroom	Grade 4
Fernandez	Joshua	Teacher - Classroom	Grade 4
Wade	Kristin	Teacher - Classroom	Grade 4
Sweeney	Christine	Teacher - Kindergarten	Kindergarten
Debasitis	Mary Ellen	Teacher - Kindergarten	Kindergarten
Burgess	Barbara	Teacher - Kindergarten	Kindergarten
Fulton	Sherry	Teacher - Kindergarten	Kindergarten
Gordon	Julie	Teacher - Preschool	Preschool
Dowling	Kathleen	Teacher - Preschool	Preschool
Peal	Julie	Teacher - Programmatic	ELL
Bahou	Johnna	Teacher - Programmatic	Language Based
Reyes	Nancy	Teacher - Programmatic	Special Education
Mendonca	Lisa	Teacher - Programmatic	Special Education
Carelli	Jillian	Teacher - Programmatic	Special Education
Macauley	Jennifer	Teacher - Programmatic	Special Education
Morello	Sandra	Teacher - Programmatic	Special Education
Negrotti	Donna	Teacher - Programmatic	Teacher of the Deaf
Nangle	Michael	Teacher - Programmatic	Vision Teacher
Dixon	Christina	Teacher-Allied Arts	Art
Markey	Jessica	Teacher-Allied Arts	Content Literacy
Illescas	Kelly	Teacher-Allied Arts	Music
Shanahan	Daniel	Teacher-Allied Arts	Phys Ed

GrPreK to 4 (4strand with CSA program)

32

McAvinnue Elementary School Roster

De La Luz	Arlene	Administration 4	Social Worker
Ducharme	Michael	Administration1	Principal
Domina	Michael	Administration2	Asst Principal
Nunez	Nancy	Administration3	Admin Asst
Curley	Beatrice	Coach/Curriculum Support	Literacy Specialist
Bellerose	Heather	Coach/Curriculum Support	Math Resource Teacher
Connolly	Eileen	District SPED Team	Speech Pathologist
Silva	Agostinho	Facilities	Custodial
Lanoue	Ronald	Facilities	Custodial
Surette	Richard	Facilities	Custodial
Laureanno	Terri	Paraprofessional	Kindergarten
Obdens	Rebecca	Paraprofessional	Kindergarten
Flynn	Mary	Paraprofessional	Kindergarten
Rivera	Ely	Paraprofessional	Kindergarten
Larry	Kathryn	Paraprofessional	Mainstream
Collins	Beverly	Paraprofessional	Mainstream
Fosse	Cynthia	Paraprofessional	Mainstream
Deschenes	Michelle	Paraprofessional	Mainstream
Hoffman	Christine	Paraprofessional	Mainstream
Lysz	Kelly	Paraprofessional	Preschool
Om	Grace Ngo	Paraprofessional	Mainstream
Murphy	Jackie	Paraprofessional - Subseparate	1 to 1
Jasim	Nadia	Paraprofessional - Subseparate	CSA
Abdulrazzak	Sahar	Paraprofessional - Subseparate	CSA
Patterson	Courtney	Paraprofessional - Subseparate	CSA
Middleton	Judith	Paraprofessional - Subseparate	CSA
Rameriz	Arianna	Paraprofessional - Subseparate	CSA
Seizane	Claudinea	Paraprofessional - Subseparate	CSA
Grenham	Eileen	Paraprofessional - Subseparate	CSA
Mcdonald	Kathy	Paraprofessional - Subseparate	CSA
Bahou	Tilda	Paraprofessional - Subseparate	CSA
Cabrara	Jessica	Parent liaison part time	
Wagner	Michelle	Teacher - Classroom	Grade 1
Gervais	Maribel	Teacher - Classroom	Grade 1

Lynch	Mary	Teacher - Classroom	Grade 1
Nangle	Katie	Teacher - Classroom	Grade 1
Makumbi	Jessica	Teacher - Classroom	Grade 2
Lawrenson	Gwenyth	Teacher - Classroom	Grade 2
Sherwood	Julianne	Teacher - Classroom	Grade 2
Ubele	Kathy	Teacher - Classroom	Grade 2
Gallagher	Taryn	Teacher - Classroom	Grade 3
Chandonnet-Ryc	Kaitlin	Teacher - Classroom	Grade 3
Abrams	Erin	Teacher - Classroom	Grade 3
Figueiredo	Kara	Teacher - Classroom	Grade 3
Pizzano	Kym	Teacher - Classroom	Grade 4
Cotta	Michael	Teacher - Classroom	Grade 4
Burgess-Macint	Kate	Teacher - Classroom	Grade 4
Gillis	Julie	Teacher - Classroom	Grade 4
Martineau	Felisha	Teacher - Kindergarten	Kindergarten
Patterson	Christina	Teacher - Kindergarten	Kindergarten
Lewis	Cynthia	Teacher - Kindergarten	Kindergarten
Lawlor	Suzanne	Teacher - Kindergarten	Kindergarten
Hislop	Anne-Marie	Teacher - Preschool	Preschool
Marks	Shelly	Teacher - Programmatic	ELL
Ryder	Priscilla	Teacher - Programmatic	ELL
Edwards	Cari-Ann	Teacher - Programmatic	Special Education
Jarvis	Jacqueline	Teacher - Programmatic	Special Education
Lynch	Cathryn	Teacher - Programmatic	Special Education
Tingley	Karen	Teacher - Programmatic	Special Education
Descoteaux	Gregory	Teacher-Allied Arts	Art
Wooster	Charlene	Teacher-Allied Arts	Content Literacy
Vespo	Kimberly	Teacher-Allied Arts	Music
Hall	Kerry	Teacher-Allied Arts	Phys Ed
Pastor	Antonia	Teacher-Subseparate	CSA
Evans	Rebecca	Teacher-Subseparate	CSA
Irwin	Anamarie	Teacher-Subseparate	CSA-PreK

Morey Elementary School

Gr PreK to 4 (4 strand with LEAP program)

Grade Level Staff								Programmatic Staff									
		C1	C2	C3	C4	C5	C6	C7	Fluster								
PreSchool	Teacher																
	512903																
Kindergarten	Teacher																
	512903																
1st	Teacher																
	512903																
2nd	Teacher																
	512903																
3rd	Teacher																
	512903																
4th	Teacher																
	512903																

Schoolwide/Shared Program Positions

EB 212 41-31																	
16/17/23/19																	
Teachers	Teachers	Teachers	Teachers	Teachers	Teachers	Teachers	Teachers	Teachers	Teachers	Teachers	Teachers	Teachers	Teachers	Teachers	Teachers	Teachers	Teachers
ELL/Newcomer 9**10609	ABE 9**10603	SPED 9**10606	Adjustment 9**10606	LEAP 9**10606	Language 9**10606	CSA (Autism) 9**10606	1 to 1 9**10606										
Paras	Paras	Paras	Paras	Paras	Paras	Paras	Paras	Paras	Paras	Paras	Paras	Paras	Paras	Paras	Paras	Paras	Paras

Allied Arts	Special Ed Team	Coaching/Teacher Sppt	Administration
Art	ETC	Math Resource	Principal
Music	Psychologist	Literacy Specialist	Assistant Principal
Physical Ed	Speech Therapist	Instructional Specialist	Admin Assistant
Content Literacy	Occupational Therapist		Guidance Counselor
Instructional Tech Specialist	Physical Therapist		Social Worker
Math Interventionist	SPED Social Worker		Custodian
ELA Interventionist	BCBA		
Health	Other: SLPA		
Tech Ed	Other: COTA		
Other: STEM			

Morey Elementary School Roster:

McLaughlin	Kathleen	Administration1	Principals
Woodlock	Keliann	Administration2	Asst Principals
Crowley	Lisa	Administration3	Admin Assistant
Shepherd	Patricia	Coach/Curriculum Support	Literacy Specialist
McDonough	Geoffrey	Coach/Curriculum Support	Math Resource Teacher
Lafortune	Raymond	Facilities	Custodial
Cappotto	Michael	Facilities	Custodial
Mauti	Christopher	Facilities	Custodial
Otero	Fernanda	Paraprofessional	Mainstream
Derwinis	Marybeth	Paraprofessional	Mainstream
Morris	Ashley	Paraprofessional	Mainstream
Wells	Kathleen	Paraprofessional	Mainstream
Hillier	Tanya	Paraprofessional	Mainstream
Morris	Patricia	Paraprofessional	Mainstream
Villineau	Carol	Paraprofessional	Mainstream
Kelleher	Heather	Paraprofessional	1 to 4
Wilensky	Annette	Paraprofessional - Subseparate	LEAP
Levesque	Sandra	Paraprofessional - Subseparate	LEAP
Millett	Emily	Paraprofessional - Subseparate	LEAP
Frechette	Amy	Paraprofessional - Subseparate	LEAP
		Paraprofessional - Subseparate	Speech Language
Ducharme	Diane	Paraprofessional- Kindergarten	Kindergarten
Brunelle	Debra	Paraprofessional- Kindergarten	Kindergarten
Diaz	Yolanda	Paraprofessional- Kindergarten	Kindergarten
Heilig	Cassandra	Paraprofessional- Kindergarten	Kindergarten
Deignan	Souphan	Paraprofessionals	Prek
Costarakis	Gloria	Paraprofessionals	Prek
Floor	Cassandra	Teacher - Classroom	Grade 1
Conant	Anne	Teacher - Classroom	Grade 1
Unger	Keriann	Teacher - Classroom	Grade 1
Flaherty	Kathleen	Teacher - Classroom	Grade 1

Crowley	Lizette	Teacher - Classroom	Grade 2
Uvanni	Susan	Teacher - Classroom	Grade 2
Gordon	Lois	Teacher - Classroom	Grade 2
Kelly	Leanne	Teacher - Classroom	Grade 2
Spellissy	Katherine	Teacher - Classroom	Grade 3
Piantaggini	Sandra	Teacher - Classroom	Grade 3
Mackwell	Mary	Teacher - Classroom	Grade 3
Mahoney	Anastasia	Teacher - Classroom	Grade 3
Amos	Mary Kate	Teacher - Classroom	Grade 4
Veilleux	Rachel	Teacher - Classroom	Grade 4
Armstrong	Beth Ann	Teacher - Classroom	Grade 4
Vogel	Amy	Teacher - Classroom	Grade 4
Larocque	Catherine	Teacher - Kindergarten	Kindergarten
Savoie	Danielle	Teacher - Kindergarten	Kindergarten
Kellett	Melynda	Teacher - Kindergarten	Kindergarten
Kohr	Deborah	Teacher - Kindergarten	Kindergarten
Veiga	Christine	Teacher - Preschool	Preschool
Mckelvie	Lynn	Teacher - Preschool	Preschool
Nichols-Casey	Karen	Teacher - Programmatic	ELL
Dizoglio	Lindsay	Teacher - Programmatic	ELL
Morasse	Patricia	Teacher - Programmatic	Special Education
Webb	Carol	Teacher - Programmatic	Special Education
Durkin	Pam	Teacher - Programmatic	Special Education
Simpson	Lisa	Teacher - Programmatic	Special Education
Hoang	Houng	Teacher-Allied Arts	Art
Kiriakakos	Kelley	Teacher-Allied Arts	Content Literacy LTS
Shetler	Mary	Teacher-Allied Arts	Music
Crowley	Christopher	Teacher-Allied Arts	Physical Education
Lohmer	Jennifer	Teacher-Subseperate	LEAP
Okuda	Danielle	Teacher-Subseperate	LEAP

GrPreK to 4 (4strand with XXXXXX program)

Allied Arts		Special Ed Team		Coaching/Teacher Sppt		Administration	
Art	<input checked="" type="checkbox"/>	<input type="checkbox"/>	ETC	<input checked="" type="checkbox"/>	Principal	<input checked="" type="checkbox"/>	
Music	<input checked="" type="checkbox"/>	<input type="checkbox"/>	Psychologist	<input checked="" type="checkbox"/>	Assistant Principal	<input checked="" type="checkbox"/>	<input type="checkbox"/>
Physical Ed	<input checked="" type="checkbox"/>	<input type="checkbox"/>	Speech Therapist	<input checked="" type="checkbox"/>	Admin Assistant	<input checked="" type="checkbox"/>	
Content Literacy	<input checked="" type="checkbox"/>	<input type="checkbox"/>	Occupational Therapist	<input checked="" type="checkbox"/>	Guidance Counselor	<input type="checkbox"/>	
Instructional Tech Specialist	<input type="checkbox"/>	<input type="checkbox"/>	Physical Therapist	<input checked="" type="checkbox"/>	Social Worker	<input type="checkbox"/>	
Math Interventionist	<input type="checkbox"/>	<input type="checkbox"/>	SPED Social Worker	<input checked="" type="checkbox"/>	Custodian	<input checked="" type="checkbox"/>	<input checked="" type="checkbox"/>
ELA Interventionist	<input type="checkbox"/>	<input type="checkbox"/>	BCBA	<input type="checkbox"/>		<input checked="" type="checkbox"/>	<input type="checkbox"/>
Health	<input type="checkbox"/>	<input type="checkbox"/>	Other _____	<input type="checkbox"/>			
Tech Ed	<input type="checkbox"/>	<input type="checkbox"/>					
Other: STEM							

Data Tracking:

Enrollment	_____	_____	_____	_____
SPED Caseload	_____	_____	_____	_____
ELL Caseload	_____	_____	_____	_____
	_____	_____	_____	_____
	_____	_____	_____	_____

Murkland Elementary School Roster

Andriolo	Kevin	Administration1	Principal
Perrin	Denise	Administration2	Assistant Principal
Mccullough	Lo	Administration3	Administrative Assistant
Ay	Sarin	Administration4	Social Worker
Lesnick	Laura	Coach/Curriculum Support	Literacy Specialist
Slipp	Rachel	Coach/Curriculum Support	Math Resource Teacher
Lawrence	James	Facility	Custodian
Mitchell	Kimberly	Facility	Custodian
Casey	Michael	Facility	Custodian
Hamilton	Lindsay	MURKLAND	Special Ed Prek-K
Bartleman	Megan	Paraprofessional	ELL Mainstream
Chey	Sarady	Paraprofessional	Kindergarten
Rodriguez	Adita	Paraprofessional	Kindergarten
Provencher	Teresa	Paraprofessional	Kindergarten
Yim	Monique	Paraprofessional	Kindergarten
Huynh	Savuth	Paraprofessional	Mainstream
Bergeron	Rose Marie	Paraprofessional	Mainstream
Sabetti	Stephanie	Paraprofessional	Mainstream
Meehan	Janet	Paraprofessional	Mainstream
Kemp	Jenna	Paraprofessional	Mainstream
Soum	Sambath	Paraprofessional	Mainstream
Watts	Amy	Paraprofessional	Preschool
Judd	Nancy	Paraprofessional	Preschool
Newell	Denise	Paraprofessional - IEP	1 to 1
Waruch	Benjamin	Paraprofessional - IEP	1 to 1
Mcphillips	Karen	Paraprofessional - Subseparate	Adjustment
Sousa	Kimberly	Paraprofessional - Subseparate	Adjustment
Flahive	Shannon	Teacher - Classroom	Grade 1
Kopicko	Kim	Teacher - Classroom	Grade 1
Murphy	Aaron	Teacher - Classroom	Grade 1
Genninger	Jessica	Teacher - Classroom	Grade 1

Quealy	Erin	Teacher - Classroom	Grade 2
Dematteis	Julie	Teacher - Classroom	Grade 2
Keenan	Christine	Teacher - Classroom	Grade 2
Kaufman	Meredith	Teacher - Classroom	Grade 2
Moynihan	Jennifer	Teacher - Classroom	Grade 3
Ha	Katherine	Teacher - Classroom	Grade 3
Quinlan	Danielle	Teacher - Classroom	Grade 3
Serpe	Lindsay	Teacher - Classroom	Grade 3
Watts	April	Teacher - Classroom	Grade 4
Goor	Artemis	Teacher - Classroom	Grade 4
Beauvais	Kathy	Teacher - Classroom	Grade 4
Walsh	Katelyn	Teacher - Classroom	Grade 4
Walsh	Dorna	Teacher - Kindergarten	Kindergarten
Svegliati	Nancy	Teacher - Kindergarten	Kindergarten
Millett	Hillary	Teacher - Kindergarten	Kindergarten
Lanier	Kristen	Teacher - Kindergarten	Kindergarten
Smith	Shannon	Teacher - Preschool	PreK (LTS)
Bowlen	Sarah	Teacher - Preschool	Preschool
Arguoyan	Sophia	Teacher - Preschool	Preschool
Barbieri	Elizabeth	Teacher - Programmatic	Adjustment
Rager	Rebecca	Teacher - Programmatic	Adjustment
St Lawrence	Douglas	Teacher - Programmatic	ELL
Drinan	Kathleen	Teacher - Programmatic	ELL
Brown	Colleen	Teacher - Programmatic	Special Education
Mainville	Tracy	Teacher - Programmatic	Special Education
Rich	Debra	Teacher - Programmatic	Special Education
Smith	Barbara	Teacher - Programmatic	Special Education
Dangelo	Julia	Teacher-Allied Arts	Art
Desmarais	Roxanne	Teacher-Allied Arts	Content Literacy
Mclaughlin	Rita	Teacher-Allied Arts	Music
Fendell	Brian	Teacher-Allied Arts	Phys. Ed

Pawtucket Memorial Elementary School

GrPreK to 4 (dstrand with CSA & Adjustment program)

Grade Level Staff								Programmatic Staff											
		C1	C2	C3	C4	C5	C6	C7	Cluster										
PreSch Teacher	512903																		
	512958																		
Kinder Teacher	512903																		
	512958																		
1st Teacher	512903																		
	512958																		
2nd Teacher	512903																		
	512958																		
3rd Teacher	512903																		
	512958																		
4th Teacher	512903																		
	512958																		

Schoolwide/Shared Program Positions

ELL LRA 20%+26%		ELL LRA 18%15																	
ELL/Newcomer 9**10609		ABE 9**10603		SPED 9**10606		Adjustment 9**10606		LEAP 9**10606		Language 9**10606		CSA (Autism) 9**10606		1 to 1 9**106					
Paras		Paras		Paras		Paras		Paras		Paras		Paras							

Allied Arts

Art		
Music		
Physical Ed		
Content Literacy		
Instructional Tech Specialist		
Math Interventionist		
ELA Interventionist		
Health		
Tech Ed		

Other: STEM

Data Tracking:

Enrollment	509
SPED Ca	18/9/15
ELL Ca	104/20%/26%
Poverty	216/42.5%

Special Ed Team

ETC	
Psychologist	
Speech Therapist	
Occupational Therapist	
Physical Therapist	
SPED Social Worker	
BCBA	
Other _____	

Coaching/Teacher Sppt

Math Resource	
*Included in teacher union	
Literacy Specialist	
*Literacy ELA coaching ELA	
Instructional Specialist	
*Math ELA coaching	

Administration

Principal	
Assistant Principal	
Admin Assistant	
Guidance Counselor	
Social Worker	
Custodian	

Pawtucket Memorial Elementary School Roster:

McLean	Mathew	Administration1	Principals
Branco	Meghan	Administration2	Assistant Principals
Wolfe	Andrea	Administration3	Admin Assistant
Mangion	Melanie	Administration4	Social Worker
Gregorie	Wendy	Coach/Curriculum Support	Literacy Specialist
Delehanty	Sarah	Coach/Curriculum Support	Math Resource Teacher
Open	Open	Facilities	Custodial
Clark	John	Facilities	Custodial
Rogers	Daniel	Facilities	Custodial
Clark	Nicole	Paraprofessional	Kindergarten
Marandola	Kayla	Paraprofessional	Kindergarten
Prescott	Lisa	Paraprofessional	Kindergarten
Greene	Patricia	Paraprofessional	Kindergarten
Walsh	Kelly	Paraprofessional	Mainstream
Cote	Coralie	Paraprofessional	Mainstream
Kennedy	Noreen	Paraprofessional	Mainstream
Silva	Corey	Paraprofessional - Subseparate	Adjustment
Nocella	Ryan	Paraprofessional - Subseparate	Adjustment
Farrell	Shaelah	Paraprofessional - Subseparate	Adjustment
Freker	Lisa	Paraprofessional - Subseparate	CSA
Wonson	Samantha	Paraprofessional - Subseparate	CSA
Dang	Paula	Paraprofessional - Subseparate	CSA
Wonson	Stacey	Paraprofessional - Subseparate	CSA
Fernandez	Yunior	Paraprofessional - Subseparate	CSA
Stone	Samantha	Paraprofessional - Subseparate	CSA
Burgess	Katherine	Paraprofessional - Subseparate	CSA
Tingley	Kathleen	Paraprofessional - Subseparate	CSA 2-4
Trudel	Ann	Paraprofessional - Subseparate	CSA Pre-K
Fitzgerald	Patricia	Paraprofessional - Subseparate	Preschool
Amlashi	Anna	Teacher - Allied Arts	Art
Chahine	Fadiamary	Teacher - Allied Arts	Content Literacy LTS
Knight	Jessica	Teacher - Allied Arts	Music

Casey	Sean	Teacher - Allied Arts	Phys ed
Marandola	Kathleen	Teacher - Classroom	Grade 1
Bernier	Catherine	Teacher - Classroom	Grade 1
Burns	Dale	Teacher - Classroom	Grade 1
Hunt	Tara	Teacher - Classroom	Grade 1
Marshall	Kerry	Teacher - Classroom	Grade 2
Martin	Brittany	Teacher - Classroom	Grade 2
Mcnamara	Mary	Teacher - Classroom	Grade 2
Mendonca	Lorna	Teacher - Classroom	Grade 2
Callahan	Tara	Teacher - Classroom	Grade 3
Riddle-Duffy	Joann	Teacher - Classroom	Grade 3
Lutkus	Katrina	Teacher - Classroom	Grade 3
Kularski	Jessica	Teacher - Classroom	Grade 3
Dion	Stephanie	Teacher - Classroom	Grade 4
Meehan-Gilet	Maureen	Teacher - Classroom	Grade 4
Bonfilio	Kimberly	Teacher - Classroom	Grade 4
Fendell	Naomi	Teacher - Classroom	Grade 4
Schofield	Donna	Teacher - Kindergarten	Kindergarten
Enos-Landsteiner	Allisa	Teacher - Kindergarten	Kindergarten
Cotman-El	Mansur	Teacher - Kindergarten	Kindergarten
Rachal	Kerri	Teacher - Kindergarten	Kindergarten
Genest	Tracy	Teacher - Preschool	Preschool
Durkin	Dorothy	Teacher - Programmatic	ELL
Pugh	Bernadette	Teacher - Programmatic	ELL
Hanlon	Lauren	Teacher - Programmatic	Special Education
Smith	Ashley	Teacher - Programmatic	Special Education
Galloway	Aimee	Teacher - Programmatic	Special Education
Dugan	Patrick	Teacher - Subseperate	Adjustment 1-2
Bingham	Kasey	Teacher - Subseperate	Adjustment 3-4
Malboeuf	Marissa	Teacher - Subseperate	CSA 2-4
Desmond	Molly	Teacher - Subseperate	CSA K-2
O'Brien	Lynne	Teacher - Subseperate	CSA PRe-K

Reilly Elementary School Template

GrPreK to 4 (4strand with XXXXXX program)

Grade Level Staff									Programmatic Staff											
		C1	C2	C3	C4	C5	C6	C7	Floater											
9**10603																				
PreSchool	Teacher																			
	Paraprofessionals																			
	512903 512958																			
Kindergarten	Teacher																			
	Paraprofessionals																			
	512903 512958																			
1st	Teacher																			
	Paraprofessionals																			
	512903 512958																			
2nd	Teacher																			
	Paraprofessionals																			
	512903 512958																			
3rd	Teacher																			
	Paraprofessionals																			
	512903 512958																			
4th	Teacher																			
	Paraprofessionals																			
	512903 512958																			
5th	Teacher																			
	Paraprofessionals																			
	512903 512958																			

Schoolwide/Shared Program Positions

160 ELL
28%-32%

11/12/21/14/15

Teachers

Teachers

Teachers

Teachers

Teachers

Teachers

Teachers

Teachers

1 to 1
9**10606

ELL/Newcomer
9**10609

ABE
9**10603

SPED
9**10606

Adjustment
9**10606

LEAP
9**10606

Language
9**10606

CSA (Autism)
9**10606

Paras

Paras

Paras

Paras

Paras

Paras

Paras

Data Tracking:

Enrollment580

SPED Caseload4/11/13/19/33/19

ELL Caseload171

Poverty

Schoolwide/Shared Program Positions

160 ELL 28%-32%		11/12/21/14/15																	
<div><div></div><div></div><div></div><div></div></div>	<div><div></div><div></div><div></div><div></div></div>	<div><div></div><div></div><div></div><div></div></div>	<div><div></div><div></div><div></div><div></div></div>	<div><div></div><div></div><div></div><div></div></div>	<div><div></div><div></div><div></div><div></div></div>	<div><div></div><div></div><div></div><div></div></div>	<div><div></div><div></div><div></div><div></div></div>	<div><div></div><div></div><div></div><div></div></div>	<div><div></div><div></div><div></div><div></div></div>	<div><div></div><div></div><div></div><div></div></div>	<div><div></div><div></div><div></div><div></div></div>	<div><div></div><div></div><div></div><div></div></div>	<div><div></div><div></div><div></div><div></div></div>	<div><div></div><div></div><div></div><div></div></div>	<div><div></div><div></div><div></div><div></div></div>	<div><div></div><div></div><div></div><div></div></div>	<div><div></div><div></div><div></div><div></div></div>	<div><div></div><div></div><div></div><div></div></div>	
Teachers	Teachers	Teachers	Teachers	Teachers	Teachers	Teachers	Teachers	Teachers	Teachers	Teachers	Teachers	Teachers	Teachers	Teachers	Teachers	Teachers	Teachers	Teachers	
ELL/Newcomer 9**10609	ABE 9**10603	SPED 9**10606	Adjustment 9**10606	LEAP 9**10606	Language 9**10606	CSA (Autism) 9**10606	1 to 1 9**10606												
<div><div>Paras</div><div></div><div></div></div>	<div><div>Paras</div><div></div><div></div></div>	<div><div>Paras</div><div></div><div></div></div>	<div><div>Paras</div><div></div><div></div></div>	<div><div>Paras</div><div></div><div></div></div>	<div><div>Paras</div><div></div><div></div></div>	<div><div>Paras</div><div></div><div></div></div>	<div><div>Paras</div><div></div><div></div></div>	<div><div>Paras</div><div></div><div></div></div>	<div><div>Paras</div><div></div><div></div></div>	<div><div>Paras</div><div></div><div></div></div>	<div><div>Paras</div><div></div><div></div></div>	<div><div>Paras</div><div></div><div></div></div>	<div><div>Paras</div><div></div><div></div></div>	<div><div>Paras</div><div></div><div></div></div>	<div><div>Paras</div><div></div><div></div></div>	<div><div>Paras</div><div></div><div></div></div>	<div><div>Paras</div><div></div><div></div></div>	<div><div>Paras</div><div></div><div></div></div>	
<div><div></div><div></div><div></div><div></div></div>	<div><div></div><div></div><div></div><div></div></div>	<div><div></div><div></div><div></div><div></div></div>	<div><div></div><div></div><div></div><div></div></div>	<div><div></div><div></div><div></div><div></div></div>	<div><div></div><div></div><div></div><div></div></div>	<div><div></div><div></div><div></div><div></div></div>	<div><div></div><div></div><div></div><div></div></div>	<div><div></div><div></div><div></div><div></div></div>	<div><div></div><div></div><div></div><div></div></div>	<div><div></div><div></div><div></div><div></div></div>	<div><div></div><div></div><div></div><div></div></div>	<div><div></div><div></div><div></div><div></div></div>	<div><div></div><div></div><div></div><div></div></div>	<div><div></div><div></div><div></div><div></div></div>	<div><div></div><div></div><div></div><div></div></div>	<div><div></div><div></div><div></div><div></div></div>	<div><div></div><div></div><div></div><div></div></div>	<div><div></div><div></div><div></div><div></div></div>	

Data Tracking:

Enrollment	580
SPED Caseload	4/11/13/19/33/19
ELL Caseload	171
Poverty	

Allied Arts

Art		
Music		
Physical Ed		
Content Literacy		
Instructional Tech Specialist		
Math Interventionist		
ELA Interventionist		
Health		
Tech Ed		
Other: STEM		

Special Ed Team

ETC	
Psychologist	
Speech Therapist	
Occupational Therapist	
Physical Therapist	
SPED Social Worker	
BCBA	
Other _____	

Coaching/Teacher Sppt

Math Resource	
*Included in teacher union	
Literacy Specialist	
*Elementary ELA coaching/LSA	
Instructional Specialist	
*Middle School ELA coaching	

Administration

Principal	
Assistant Principal	
Admin Assistant	
Guidance Counselor	
Social Worker	
Custodian	

Reilly Elementary School Roster:

Carabatsos	Sean	Administration1	Principal
Fusco	Ronald	Administration2	Assistant Principal
Couilliard	Carla	Administration3	Administrative Assistant
Louis	Dorothy	Administration4	Social Worker
Cooney	Sharon	Coach/Curriculum Support	Literacy Specialist
Clough	Catherine	Coach/Curriculum Support	Math Resource
Parent	Katherine	Facilities	Custodial
Tobin	Jason	Facilities	Custodial
Sarmiento	Richard	Facilities	Custodial
Reyes	Aida	Paraprofessional	Mainstream
Mcardle	Martha	Paraprofessional	Mainstream
Rushton	Carol	Paraprofessional	Mainstream
Sepe	Michele	Paraprofessional	Mainstream
Camara	Clariza	Paraprofessional	Mainstream
Syed	Sajada	Paraprofessional	Mainstream
Mcmanus	Amy	Paraprofessional	Mainstream
Anderson	Elizabeth	Paraprofessional - Kindergarten	Kindergarten
Canelas	Susan	Paraprofessional - Kindergarten	Kindergarten
Clark	Alexandra	Paraprofessional - Kindergarten	Kindergarten
Labrecque	Lisa	Paraprofessional - Kindergarten	Kindergarten
Mcgonigle	Michael	Paraprofessional - Subseparate	Adjustment
Ortiz	Jennifer	Paraprofessional - Subseparate	Adjustment
Sayer	Maureen	Teacher - Allied Arts	Art
Harland	Michelle	Teacher - Allied Arts	Content Literacy
Ortega	Katherine	Teacher - Allied Arts	Music
Sullivan	Brian	Teacher - Allied Arts	Physical Education
Kearns	Patricia	Teacher - Allied Arts	STEM
Cassella	Angela	Teacher - Classroom	Grade 1
Gallagher	Jessica	Teacher - Classroom	Grade 1
Giliberti	Beth	Teacher - Classroom	Grade 1
Gudewich	Caitlin	Teacher - Classroom	Grade 1

Bilodeau	Alison	Teacher - Classroom	Grade 2
Dunham	Kelley	Teacher - Classroom	Grade 2
Lawrence	Kaitlyn	Teacher - Classroom	Grade 2
Michaud	Michaela	Teacher - Classroom	Grade 2
Chase	Judith	Teacher - Classroom	Grade 3
Cruz	Ana	Teacher - Classroom	Grade 3
Page	Kathryn	Teacher - Classroom	Grade 3
Vonkahle	Amy	Teacher - Classroom	Grade 3
Kennedy	Mariah	Teacher - Classroom	Grade 4
Klobucher	Marguerite	Teacher - Classroom	Grade 4
Seaver	Lisa	Teacher - Classroom	Grade 4
Silvestrone	Alisha	Teacher - Classroom	Grade 4
Jubinville	Robin	Teacher - Classroom	Grade 5
Reis	Claire	Teacher - Classroom	Grade 5
Walsh	Lisa	Teacher - Classroom	Grade 5
Zaharakes	Kathleen	Teacher - Classroom	Grade 5
Boisvert	Leah	Teacher - Kindergarten	Kindergarten
Gillis	Amy	Teacher - Kindergarten	Kindergarten
Ippolito	Amy	Teacher - Kindergarten	Kindergarten
Welch	Bethanne	Teacher - Kindergarten	Kindergarten
Morrison	Teresa	Teacher - Progammatic	ELL TEACHER
Clark	Lauren	Teacher - Progammatic	ELL TEACHER

Shaughnessy Elementary School
PreK to 4 (4strand with CSA program)

Grade Level Staff									Programmatic Staff															
		C1	C2	C3	C4	C5	C6	C7	Float															
		9**10603																						
PreSchool	Teacher																							
	Paraprofessionals																							
	512903 512958																							
Kindergarten	Teacher																							
	Paraprofessionals																							
	512903 512958																							
1st	Teacher																							
	Paraprofessionals																							
	512903 512958																							
2nd	Teacher																							
	Paraprofessionals																							
	512903 512958																							
3rd	Teacher																							
	Paraprofessionals																							
	512903 512958																							
4th	Teacher																							
	Paraprofessionals																							
	512903 512958																							

ELL 144/29%/35%		14/18/15																																																																																																																																																																																																																																																																																																																																																																																																																																																																																																																																																																																																																															
--------------------	--	----------	--	--	--	--	--	--	--	--	--	--	--	--	--	--	--	--	--	--	--	--	--	--	--	--	--	--	--	--	--	--	--	--	--	--	--	--	--	--	--	--	--	--	--	--	--	--	--	--	--	--	--	--	--	--	--	--	--	--	--	--	--	--	--	--	--	--	--	--	--	--	--	--	--	--	--	--	--	--	--	--	--	--	--	--	--	--	--	--	--	--	--	--	--	--	--	--	--	--	--	--	--	--	--	--	--	--	--	--	--	--	--	--	--	--	--	--	--	--	--	--	--	--	--	--	--	--	--	--	--	--	--	--	--	--	--	--	--	--	--	--	--	--	--	--	--	--	--	--	--	--	--	--	--	--	--	--	--	--	--	--	--	--	--	--	--	--	--	--	--	--	--	--	--	--	--	--	--	--	--	--	--	--	--	--	--	--	--	--	--	--	--	--	--	--	--	--	--	--	--	--	--	--	--	--	--	--	--	--	--	--	--	--	--	--	--	--	--	--	--	--	--	--	--	--	--	--	--	--	--	--	--	--	--	--	--	--	--	--	--	--	--	--	--	--	--	--	--	--	--	--	--	--	--	--	--	--	--	--	--	--	--	--	--	--	--	--	--	--	--	--	--	--	--	--	--	--	--	--	--	--	--	--	--	--	--	--	--	--	--	--	--	--	--	--	--	--	--	--	--	--	--	--	--	--	--	--	--	--	--	--	--	--	--	--	--	--	--	--	--	--	--	--	--	--	--	--	--	--	--	--	--	--	--	--	--	--	--	--	--	--	--	--	--	--	--	--	--	--	--	--	--	--	--	--	--	--	--	--	--	--	--	--	--	--	--	--	--	--	--	--	--	--	--	--	--	--	--	--	--	--	--	--	--	--	--	--	--	--	--	--	--	--	--	--	--	--	--	--	--	--	--	--	--	--	--	--	--	--	--	--	--	--	--	--	--	--	--	--	--	--	--	--	--	--	--	--	--	--	--	--	--	--	--	--	--	--	--	--	--	--	--	--	--	--	--	--	--	--	--	--	--	--	--	--	--	--	--	--	--	--	--	--	--	--	--	--	--	--	--	--	--	--	--	--	--	--	--	--	--	--	--	--	--	--	--	--	--	--	--	--	--	--	--	--	--	--	--	--	--	--	--	--	--	--	--	--	--	--	--	--	--	--	--	--	--	--	--	--	--	--	--	--	--	--	--	--	--	--	--	--	--	--	--	--	--	--	--	--	--	--	--	--	--	--	--	--	--	--	--	--	--	--	--	--	--	--	--	--	--	--	--	--	--	--	--	--	--	--	--	--	--	--	--	--	--	--	--	--	--	--	--	--	--	--	--	--	--	--	--	--	--	--	--	--	--	--	--	--	--	--	--	--	--	--	--	--	--

Allied Arts	Special Ed Team	Coaching/Teacher Sppt	Administration
Art	ETC	Math Resource	Principal
Music	Psychologist	Literacy Specialist	Assistant Principal
Physical Ed	Speech Therapist	Instructional Specialist	Admin Assistant
Content Literacy	Occupational Therapist		Guidance Counselor
Instructional Tech Specialist	Physical Therapist		Social Worker
Math Interventionist	SPED Social Worker		Custodian
ELA Interventionist	BCBA		
Health	Other _____		
Tech Ed			
Other: STEM			

Data Tracking:

Enrollment	501	Reclassified 3 to 1 paras as mainstream
SPED Caseload	11/12/21/14/15	
ELL Caseload	144/29%/35%	
Poverty	297/59.2%	

Shaughnessy School Roster:

Passeri	Gregory	Administration1	Principals
Ward-Nault	Maureen	Administration2	Asssistant Principals
Faria	Lina	Administration3	Admin Assistant
Espinola	Renee	Administration4	Social Worker
Rabias	Susan	Coach/Curriculum Support	Literacy Specialist
Brown	Sarah	Coach/Curriculum Support	Math Resource Teacher
Parent	James	Facilities	Custodial
Peabody	Mark	Facilities	Custodial
Singer	Garrett	Facilities	Custodial
Mcphee	Ellen	Paraprofessional	Kindergarten
Mazzone	Teresa	Paraprofessional	Kindergarten
Monahan	Melyssa	Paraprofessional	Kindergarten
Ospina	Corrine	Paraprofessional	Kindergarten
Davis	Shonica	Paraprofessional	Mainstream (listed as IEP 1:1 or 3:1)
Theriault	Arlene	Paraprofessional	Mainstream (listed as IEP 1:1 or 3:1)
Crawford	Sophia	Paraprofessional	Mainstream (listed as IEP 1:1 or 3:1)
Pickett	Shelagh	Paraprofessional	Mainstream (listed as IEP 1:1 or 3:1)
Brodeur	Gail	Paraprofessional	Preschool
Brodeur	Katie	Paraprofessional - IEP	1 to 1
Stefano	Lisa	Paraprofessional - IEP	1 to 1
Parke	Christopher	Paraprofessional - Subseparate	CSA
Silva	Nina	Paraprofessional - Subseparate	CSA
Gay	Patricia	Paraprofessional - Subseparate	CSA
Mcdermott	Jean	Paraprofessional - Subseparate	CSA
Sousie	Maureen	Paraprofessional - Subseparate	CSA
Moran	Beth	Paraprofessional - Subseparate	CSA Prek
Cruz	Juliana	Paraprofessional - Subseparate	CSA Prek
Abreu	Julissa	Paraprofessional - Subseparate	CSA Prek
Lanzi	Katie	Teacher - Classroom	Grade 1
Vieira	Melissa	Teacher - Classroom	Grade 1
Lubinski	Caitlyn	Teacher - Classroom	Grade 1











Murphy	Caitlin	Teacher - Classroom	Grade 1
Conklin	Ellen	Teacher - Classroom	Grade 2
Cummiskey	Christiann	Teacher - Classroom	Grade 2
Chakarian	Nancy	Teacher - Classroom	Grade 2
Barr	Amanda	Teacher - Classroom	Grade 2
Barter	Celeste	Teacher - Classroom	Grade 3
Reis	Donna	Teacher - Classroom	Grade 3
Lovoy	Julie	Teacher - Classroom	Grade 3
Mcgonigle	Katherine	Teacher - Classroom	Grade 3
Gallagher	Cara	Teacher - Classroom	Grade 4
Nolan	Jaclyn	Teacher - Classroom	Grade 4
Wayne	Judith	Teacher - Classroom	Grade 4
Farrell-Schribman	Maryjo	Teacher - Classroom	Grade 4
Fennell	Jessica	Teacher - Kindergarten	Kindergarten
Tutein	Charlene	Teacher - Kindergarten	Kindergarten
Coppinger	Kerryann	Teacher - Kindergarten	Kindergarten
Boisvert	Sarah	Teacher - Kindergarten	Kindergarten
Green	Shannon	Teacher - Preschool	Preschool
Mayo	Jennifer	Teacher - Programmatic	ELL
Murray	Allison	Teacher - Programmatic	Special Education
Walton	Karen	Teacher - Programmatic	Special Education
Blaschke	Jennifer	Teacher - Programmatic	Special Education
Stack	Jennifer	Teacher - Programmatic	Special Education
Lysz	Nancy	Teacher-Allied Arts	Art
Maniscalco	Lisa	Teacher-Allied Arts	Content Literacy
Reilly	Kevin	Teacher-Allied Arts	Music
Rogers	Sean	Teacher-Allied Arts	Phys. Ed
Riley	Brooke	Teacher-Subseparate	CSA
Geary	Meghan	Teacher-Subseparate	CSA
Baldwin	Elizabeth	Teacher-Subseparate	CSA

	Coordinator	Principal	Asst Principal	Clerk/Administrative Assistant	Guidance Counselor	Social Worker (Sped SW not here)	Custodians	Preschool Teachers	Kindergarten Teachers	Elementary Classroom Teachers	Middle School Classroom Teachers	ELL Teachers	ABE Teachers	Language Based Teachers/Hearing/Vision	Special Ed Teachers	Sub-Sep Teachers: CSA (Autism)	Sub-Sep Teachers (LEAP)	Sub-Sep Teachers (Adjustment)	Allied Arts Teachers	Paraprofessionals- Preschool	Paraprofessionals-Kindergarten	Paraprofessionals- Mainstream/SPED Mainstream	Paraprofessionals - ELL	Paraprofessionals - ABE	Paraprofessionals - Sub-Sep CSA	Paraprofessionals - Sub-Sep LEAP	Paraprofessionals - Sub-Sep Adjustment	Paraprofessionals- 1 to 1	Paraprofessional- Language/Speech/Hearing/Vision	Math Resource Teacher	Literacy Specialist	Instructional Specialist		
Butler	0.0	1.0	1.0	1.0	1.0	1.0	4.0	0.0	0.0	0.0	24.0	3.0	0.0	0.0	6.0	0.0	0.0	2.0	5.0	0.0	0.0	6.0	0.0	0.0	0.0	0.0	2.0	2.0	0.0	1.0	0.0	10.0	70.0	
Daley	0.0	1.0	1.0	1.0	1.0	1.0	4.0	0.0	0.0	0.0	24.0	2.0	0.0	2.0	6.0	2.0	3.0	0.0	9.0	0.0	0.0	4.0	1.0	0.0	8.0	5.0	0.0	3.0	2.0	1.0	0.0	1.0	82.0	
Robinson	0.0	1.0	1.0	1.0	1.0	1.0	4.0	0.0	0.0	0.0	27.0	3.0	0.0	2.0	6.0	1.0	0.0	0.0	8.0	0.0	0.0	5.0	0.0	0.0	2.0	0.0	0.0	3.0	2.0	1.0	0.0	1.0	70.0	
Sullivan	0.0	1.0	1.0	1.0	1.0	1.0	4.0	0.0	0.0	0.0	26.0	4.0	0.0	0.0	6.0	2.0	0.0	2.0	8.0	0.0	0.0	5.0	0.0	0.0	6.0	0.0	0.0	2.0	0.0	1.0	0.0	1.0	72.0	
Wang	0.0	1.0	1.0	1.0	1.0	1.0	4.0	0.0	0.0	0.0	28.0	4.0	0.0	0.0	7.0	0.0	0.0	2.0	7.0	0.0	0.0	4.0	0.0	0.0	0.0	0.0	3.0	0.0	0.0	0.0	0.0	0.0	1.0	65.0

Gr5-8 (5 strand with Adjustment & Newcomer program)

Enrollment ##
SPED Caseload
ELL Caselo: 95/17%22%
Poverty 290/52.7%

Special Ed Team	
ETC	<input type="checkbox"/>
Psychologist	<input type="checkbox"/>
Speech Therapist	<input type="checkbox"/>
Occupational Therapist	<input type="checkbox"/>
Physical Therapist	<input type="checkbox"/>
SPED Social Worker	<input type="checkbox"/>
BCBA	<input type="checkbox"/>
Other _____	<input type="checkbox"/>

Administration	
Principal	
Assistant Principal	 
Admin Assistant	
Guidance Counselor	
Social Worker	
Custodian	 
	 

101

Butler Middle School Roster:

Soares-Pena	Teresa	Administration1	Principal
Best	Zachary	Administration2	Assistant Principal
Mccluskey	Nancy	Administration3	Administrative Assistant
Dee	Kaley	Administration4	Guidance Counselor
Haley	K	Administration4	Social Worker
Stott	L	Coaching/Curriculum Support	Instructional Specialist
Lopes	Fernanda	Coaching/Curriculum Support	Math Resource Teacher
Riley	Richard	Facilities	Custodial
Snow	Roger	Facilities	Custodial
Lawrenson	Jonathan	Facilities	Custodial
Torres Gonzalez	Alejandro	Facilities	Custodial
Chhim	Doungserey	Paraprofessionals	Mainstream
Tanguay	Karen	Paraprofessionals	Mainstream
Colon	Geraldyn	Paraprofessionals	Mainstream
Paquin-Marquez	Mary	Paraprofessionals	Mainstream
Horm	Thyda	Paraprofessionals	Mainstream
Callahan	Brian	Paraprofessionals	Mainstream
Newell	Timothy	Paraprofessionals - IEP	1 to 1
Verdier	Inez-Lee	Paraprofessionals - IEP	1 to 1
Cooper	Julie	Paraprofessionals - Subseparate	Adjustment
Athanasatos	Kayla	Paraprofessionals - Subseparate	Adjustment
Ballerini	Kathleen	Teacher - Allied Arts	Art
Peisch	Steve	Teacher - Allied Arts	Music
Fugarino	John	Teacher - Allied Arts	Music
Jussaume	Patricia	Teacher - Allied Arts	Music (FLMA 2-years)
Boyle	Scott	Teacher - Allied Arts	Phys ed
Policelli	Lisa	Teacher - Allied Arts	Phys ed
Macdonald	Jennifer	Teacher - Classroom	ELA grade 8
Colarossi	Kristine	Teacher - Classroom	ELA grade 8
Hoffman	Todd	Teacher - Classroom	Grade 5
Sparkes-Swepson	Tanya	Teacher - Classroom	Grade 5
Kelley-Muon	Molly	Teacher - Classroom	Grade 5

Florence	William	Teacher - Classroom	Grade 5
Freeman	Kevin	Teacher - Classroom	Grade 5
Dowd	Sharon	Teacher - Classroom	Grade 6
O'Connor	Thomas	Teacher - Classroom	Grade 6
Early	Ann	Teacher - Classroom	Grade 6
Scott	Michelle	Teacher - Classroom	Grade 6
Cabrera	Alejandra	Teacher - Classroom	Grade 6
Ewing	Chelsea	Teacher - Classroom	Grade 6
Jordan	Emilia	Teacher - Classroom	Grade 7
Goyette	Deanna	Teacher - Classroom	Grade 7
McNulty	Bridget	Teacher - Classroom	Grade 7
Pickett	Michael	Teacher - Classroom	Grade 7
Kabriel	Elizabeth	Teacher - Classroom	Grade 7
Santoro	Joseph	Teacher - Classroom	Grade 7
King	Aaron	Teacher - Classroom	Grade 8
Guerriero	Amy	Teacher - Classroom	Grade 8
Pappalardo	Christina	Teacher - Classroom	Grade 8
Cahill	Clara	Teacher - Classroom	Grade 8
Barlow	Tiffany	Teacher - Programmatic	ELL/SS Grade 5
Coffey	Deirdre	Teacher - Programmatic	ELL
Quiles	Diana	Teacher - Programmatic	ELL
Goodick	Melinda	Teacher - Programmatic	ELL
Stone	Linda	Teacher - Programmatic	Special Education
Blake	Matthew	Teacher - Programmatic	Special Education
Manolopoulos	Gerri	Teacher - Programmatic	Special Education
Burgess	Josalyn	Teacher - Programmatic	Special Education
Jarvis	Michael	Teacher - Programmatic	Special Education
Ferris	Cherylanne	Teacher - Programmatic	Special Education
Roaf	Jason	Teacher - Subseparate	Adjustment
Zeidan	Thomas	Teacher - Subseparate	Adjustment

Daley Middle School

Gr5-8 (6 strand with CSA, LEAP and Newcomer programs)

Grade Level Staff								
	C1	C2	C3	C4	C5	C6	C7	Float
9**10603								
Grade 5								
Teacher	SS	SS	MATH	M5/6	MSS&6	MaSc		
512903								
Paraprofessionals								
512958								
Grade 6								
Teacher	SS	ELA	MATH	MaSc	ELA	MaSc		
512903								
Paraprofessionals								
512958								
Grade 7								
Teacher	SS	ELA	E7/8	SCI	M7/8	ELA		
512903								
Paraprofessionals								
512958								
Grade 8								
Teacher	SS	SS	MATH	SCI				
512903								
Paraprofessionals								
512958								
LOOPER								

Programmatic Staff											
97 ELL 14% - 14%											
SPED Caseload 11/11/13/14/12/13											
Teachers	Teachers	Teachers	Teachers	Teachers	Teachers	Teachers	Teachers	B. Young	M. Bork	Teachers	
ELL/Newcomer 9**10609	ABE 9**10603	SPED 9**10606	Adjustment 9**10606	LEAP 9**10606	Language 9**10606	CSA (Autism) 9**10606	1 to 1 9**10606				
Paras	Paras	Paras	Paras	Paras	Paras	Paras	Paras	1	1	1	
								2	2	2	
								3	3		

Allied Arts		
Art	ART	
Music	MUS	
Physical Ed	PE	PE
Content Literacy		
Instructional Tech Specialist	ITS	
Math Interventionist	MI	
Health	Health	
Tech Ed	Tec Ed	
Other: Math Applications		

Special Ed Team		
ETC		
Psychologist		
Speech Therapist		
Occupational Therapist		
Physical Therapist		
SPED Social Worker		
BCBA		
Other		

Coaching/Teacher Sppt		
Math Resource		
*Included in teacher union		
Literacy Specialist		
*Elementary ELA coaching/LSA		
Instructional Specialist		
*Middle School ELA coaching		

Administration		
Principal		
Assistant Principal		
Administrative Asst		
Guidance Counselor		
Social Worker		
Custodian		

Enrollment	685
SPED Caseload	11/11/13/14/12/13
ELL Caseload	99/14%/14%
Poverty	271/39.4%

Notes:

- 1) Added CSA paras due to adding a 5th grade level to the program that need para support in mainstream classes.
- 2) Need to review the model for 5th grade per Principal
- 3) The extra Allied Art and Special Ed teachers are offset by the missing 2 Loopers

Daley Middle School Roster:

Skinner	William	Administration1	Principal
Doyle	Robert	Administration2	Assistant Principal
Geoffroy	Judith	Administration3	Admin Assistant
Lepoer	Sithra	Administration4	Guidance
Jaco O'Brien	Sandra	Administration4	Social Worker
Carroll	Sheila	Coach/Curriculum Support	Instructional Specialist
Farrell-Condon	Colleen	Coach/Curriculum Support	Math Resource Teacher
Bastien	Justin	Facilities	Custodial
Cruz	Luis	Facilities	Custodial
Geoffroy	Normand	Facilities	Custodial
Macfarlane	Glenn	Facilities	Custodial
Claffie	Beth	Paraprofessional	Mainstream
Cregg	Ellen	Paraprofessional	Mainstream
Teague	Patricia	Paraprofessional	Mainstream
Thomas	Emeline	Paraprofessional	Mainstream
Al-Moazan	Nahla	Paraprofessional	ELL
Crosthwaite	Ivana	Paraprofessional - Subseparate	CSA
Jones	Jessica	Paraprofessional - Subseparate	CSA
Morse	Samuel	Paraprofessional - Subseparate	CSA
Salviati	Lauren	Paraprofessional - Subseparate	CSA
Silva	Karen	Paraprofessional - Subseparate	CSA
Simpson	Eliana	Paraprofessional - Subseparate	CSA
Alhasan	Lina	Paraprofessional - Subseparate	CSA
Blier	Sarah	Paraprofessional - Subseparate	CSA
Harris	Edwin	Paraprofessional - Subseparate	IEP - 1 to 1
Manahan	Helen	Paraprofessional - Subseparate	IEP - 1 to 1
Sherman	Linda	Paraprofessional - Subseparate	IEP - 1 to 1
Driscoll	Margaret	Paraprofessional - Subseparate	LEAP
Kothari	Rikhav	Paraprofessional - Subseparate	LEAP
Kuilan	Margarita	Paraprofessional - Subseparate	LEAP
Mousa	Hadeel	Paraprofessional - Subseparate	LEAP
Rogers	Maureen	Paraprofessional - Subseparate	LEAP
Golas	Claire	Teacher - Allied Arts	Health
Campbell	Barbara	Teacher - Allied Arts	Instructional Tech Specialist
Todd	Jeff	Teacher - Allied Arts	Math Interventionist
Bullock	Randall	Teacher - Allied Arts	Physical Ed
Watterson	Terence	Teacher - Allied Arts	Technology Ed
Sodre	Stephanie	Teacher - Allied Arts	Visual Arts
Sciacca	Patricia	Teacher - Allied Arts	Math Applications

Chan-Lam	Karrie	Teacher - Allied Arts	Music
Landry	Megan	Teacher - Allied Arts	Physical Ed
Frassa	Ashley	Teacher - Middle School	Grade 5
Clemente	Adam	Teacher - Middle School	Grade 5
Kullberg	Caitlin	Teacher - Middle School	Grade 5
St Louis	Lindsey	Teacher - Middle School	Grade 5
Holloway	Lauren	Teacher - Middle School	Grade 5
Anzano	Alessondra	Teacher - Middle School	Grade 5
White Green	Heather	Teacher - Middle School	Grade 6
Pudil	Katie	Teacher - Middle School	Grade 6
Alves	Vitor	Teacher - Middle School	Grade 6
Prato	Donna	Teacher - Middle School	Grade 6
Bejaniance	Donna	Teacher - Middle School	Grade 6
Mclean	Kathryn	Teacher - Middle School	Grade 6
Quiroz	Carla	Teacher - Middle School	Grade 7
Shea	Marisa	Teacher - Middle School	Grade 7
Popas	Ava	Teacher - Middle School	Grade 7
Mcgrath	Erin	Teacher - Middle School	Grade 7
Bohl	Carolyn	Teacher - Middle School	Grade 7/8
Nguyen	Todd	Teacher - Middle School	Grade 7/8
Holland	Linda	Teacher - Middle School	Grade 7/8
Sanborn	Kelly	Teacher - Middle School	Grade 7/8
Miranda	Karen	Teacher - Middle School	Grade 8
Jepson	Rachael	Teacher - Middle School	Grade 8
Lewis	J. Jason	Teacher - Middle School	Grade 8
Fontaine	Melissa	Teacher - Middle School	Grade 8
Boucher	Catherine	Teacher - Programmatic	ESL
Sousa	Aimee	Teacher - Programmatic	ESL
Charette	Brigitte	Teacher - Programmatic	Special Education
Krowchun	Robin	Teacher - Programmatic	Special Education
Reyes	Kristin	Teacher - Programmatic	Special Education
Stanton	Elizabeth	Teacher - Programmatic	Special Education
Patterson	Cheryl	Teacher - Programmatic	Special Education
Sullivan	Kristen	Teacher - Programmatic	Special Education
Bourque	Michael	Teacher - Subseparate	CSA
Young	Robert	Teacher - Subseparate	CSA
Gil	Lisa	Teacher - Subseparate	Leap
Melin	Elizabeth	Teacher - Subseparate	Leap
Stanton	Casey	Teacher - Subseparate	Leap

Robinson Middle School

Gr5-8 (6 strand with CSA, Language Based and Newcomer program)

Grade Level Staff									Programmatic Staff																	
		C1	C2	C3	C4	C5	C6	C7	Floater																	
9**10603																										
Grade 5	Teacher	██	██	██	██	██	██	□	□	229 ELL 31%-27%																
	512903																									
	Paraprofessionals	□	□	□	□	□	□	□	██																	
	512958									16/20#/18/20																
										□	□	□	██	██	□	□	□	□	□	□	□	□	□	□	□	□
Grade 6	Teacher	██	██	██	██	██	██	□	□	Teachers	██	□	□	██	██	□	□	□	██	□	□	□	□			
	512903										██	██	□	██	██	□	██	██	□	██	□	□	□			
	Paraprofessionals	□	□	□	□	□	□	□	██		Teachers															
	512958									Teachers																
										██	██	□	██	██	□	□	□	██	██	□	██	□	□	□		
Grade 7	Teacher	██	██	██	██	██	██	□	□	ELL/Newcomer 9**10609	□	□	□	██	██	□	□	□	██	1	□	□	██			
	512903										□	□	□	██	██	□	██	██	2	□	□	██				
	Paraprofessionals	□	□	□	□	□	□	□	██		Paras															
	512958									Paras																
										□	□	□	██	██	□	□	□	██	3	□	□	██				
Grade 8	Teacher	██	██	██	██	██	██	□	□	ABE 9**10603	□	□	□	██	██	□	□	□	██	□	□	□	██			
	512903										□	□	□	██	██	□	██	██	□	██	□	□				
	Paraprofessionals	□	□	□	□	□	□	□	██		Paras															
	512958									Paras																
										□	□	□	██	██	□	□	□	██	□	□	□	██				
Loopers		██	██	██	□	□	□	□	██																	

Schoolwide/Shared Program Positions

229 ELL 31%-27%		16/20#18/20																					
Teachers																							
ELL/Newcomer 9**10609																							
ABE 9**10603																							
SPED 9**10606																							
Adjustment 9**10606																							
LEAP 9**10606																							
Language 9**10606																							
CSA (Autism) 9**10606																							
1 to 1 9**10606																							
Paras																							

Allied Arts	Special Ed Team	Coaching/Teacher Sppt	Administration
Art	ETC	Math Resource	Principal
Music	Psychologist	*Included in teacher union Literacy Specialist	Assistant Principal
Physical Ed	Speech Therapist	*Elementary ELA coaching LSAA Instructional Specialist	Admin Assistant
Content Literacy	Occupational Therapist	*Middle School ELA coaching	Guidance Counselor
Instructional Tech Specialist	Physical Therapist		Social Worker
ELA Interventionist	SPED Social Worker		Custodian
Math Interventionist	BCBA		
Health	Other : Hearing Impaired Teacher		
Tech Ed	Other: Sign Language Interpreter		
Other: STEM			

Data Tracking:

Enrollment	Lowest teacher is language based who received lots of training. We don't want her bumped since we need her specialized skills. Does anyone get to bump her when we need this position/person? The bumper is not
SPED Caseload	skilled for this position with testing or teaching.
ELL Caseload	Chris McLeod is para covering 6th gr teacher position
	Rani Reddy is retiring and out on leave
	One of the paras serving as hall monitor
	One of the 1 to 1 paras extremely specialized and should be paid as EBD since highly skilled in specialized braille
	Is one of the ELA Interventionist really a Content Literacy?

Robinson School Roster:

Dowling	Bridget	Administration1	Principal
Derubeis	Carl	Administration2	Assistant Principal
Rivera	Karina	Administration3	Admin Assistant
Hines	Patricia	Administration4	Guidance
Batisita	Cathlyn	Administration4	Social Worker
Rossetti	Michael	Coach/Curriculum Support	Literacy Specialist
Ramos	Erika	Coach/Curriculum Support	Math Resource Teacher
Boumel	Richard	Facility	Custodial
Gallagher	Daniel	Facility	Custodial
Lake	Michael	Facility	Custodial
Open	Open	Facility	Custodial
Bilodeau	Maureen	Paraprofessional	Mainstream
Delgado	Joyceliannie	Paraprofessional	Mainstream
Stinson	Cheryl	Paraprofessional	Mainstream
Delesdernier	Suzanne	Paraprofessional	Mainstream
Newcomb	Leeann	Paraprofessional - IEP	1 to 1
Prak	Pao	Paraprofessional - IEP	1 to 1
Sousa	Elizabeth	Paraprofessional - IEP	1 to 1
Taylor	Cecile	Paraprofessional - Programmatic	Language Based
Graham	Grace	Paraprofessional - Subseparate	CSA
Dalrymple	Sherry	Paraprofessional - Subseparate	CSA
Jordan	Tamara	Teacher - Allied Arts	Art
Bauer	Susan	Teacher - Allied Arts	Interventionist
Watkins	Catherine	Teacher - Allied Arts	Interventionist
Buckley	Mark	Teacher - Allied Arts	ITS
Descoteaux	Samuel	Teacher - Allied Arts	Music
Grenier	David	Teacher - Allied Arts	Music - missing from the list
Crowley	Michael	Teacher - Allied Arts	Phys ed
Sargent	Daniel	Teacher - Allied Arts	Phys ed
Coppinger	Kimberlly	Teacher - Middle School	Grade 5
Mckenna	Siobhan	Teacher - Middle School	Grade 5
Richards	Pamela	Teacher - Middle School	Grade 5
Kaplan	Juliette	Teacher - Middle School	Grade 5

Marshall	Virginia	Teacher - Middle School	Grade 5
Olsen	Hilary	Teacher - Middle School	Grade 5
Macleod	Christopher	Teacher - Middle School	Grade 6
Desroches	Melissa	Teacher - Middle School	Grade 6
Gangi	Nicole	Teacher - Middle School	Grade 6
Macleod	Susan	Teacher - Middle School	Grade 6
Manning	Jeffrey	Teacher - Middle School	Grade 6
Riddell	Mary	Teacher - Middle School	Grade 6
Fraser	Jennifer	Teacher - Middle School	Grade 7
Themelis	Kimberly	Teacher - Middle School	Grade 7
Fazioli	Philip	Teacher - Middle School	Grade 7
Mcphillips	Paula	Teacher - Middle School	Grade 7
Hyslip	Suzanne	Teacher - Middle School	Grade 7
		Teacher - Middle School	Grade 7
Fischelis	William	Teacher - Middle School	Grade 8
Robinson	Jessica	Teacher - Middle School	Grade 8
Stec	Jill	Teacher - Middle School	Grade 8
Skrekas	Elizabeth	Teacher - Middle School	Grade 8
Valakatgis	John	Teacher - Middle School	Grade 8
Thomas	Christine	Teacher - Middle School	Grade 8
Soto	Rafael	Teacher - Middle School	Interventionist
Cummings	Kaylee	Teacher - Middle School	Interventionist
Sun	Megan	Teacher - Middle School	Interventionist
Giavroutas	Sarah	Teacher - Programmatic	ELL
Bishop	Douglas	Teacher - Programmatic	ELL
Burrows	Caroline	Teacher - Programmatic	ELL
Cordero	Marina	Teacher - Programmatic	Language Based 5-6
Brekalis	Kristin	Teacher - Programmatic	Language Based 7-8
Myers	Brian	Teacher - Programmatic	Special Education
Cushman	Sharon	Teacher - Programmatic	Special Education
Gross	Briana	Teacher - Programmatic	Special Education
Sawyer	Helene	Teacher - Programmatic	Special Education
Rhoads	Michelle	Teacher - Programmatic	Special Education
Chemicala	Umarani	Teacher - Programmatic	Special Education
Fair	Kaleigh	Teacher - Subseperate	CSA

Sullivan Middle School

Gr6-8 (6 strand with Adjustment & Newcomer program)

Grade Level Staff									Programmatic Staff											
		C1	C2	C3	C4	C5	C6	C7	Floater											
9**10603																				
Grade 5	Teacher																			
	512903																			
	Paraprofessionals																			
Grade 6	Teacher																			
	512903																			
	Paraprofessionals																			
Grade 7	Teacher																			
	512903																			
	Paraprofessionals																			
Grade 8	Teacher																			
	512903																			
	Paraprofessionals																			
LOOPER																				

20/13/11/13/11											Already cut during budget modifications earlier in year -this was the Resource Room/In House Suspension Teacher																																																																																																																																																																																																																																																																																																																																																																																																																																																																																																																																																																																																																																																																																																																																																																																																																																																																																																																																																																																								

Schoolwide/Shared Program Positions

Teachers	Teachers	Teachers	Teachers	Teachers	Teachers	Teachers	Teachers	1 to 1
ELL/Newcomer 9**10609	ABE 9**10603	SPED 9**10606	Adjustment 9**10606	LEAP 9**10606	Language 9**10606	CSA (Autism) 9**10606	1 to 1 9**10606	
Paras	Paras	Paras	Paras	Paras	Paras	Paras	Paras	

20/13/11/13/11

Already cut during budget modifications earlier in year -this was the Resource Room/In House Suspension Teacher

Enrollment	483
SPED	20/13/11/13/11
ELL	128/27%/32%
Poverty	279/57.7%

Allied Arts		Special Ed Team		Coaching/Teacher Sppt		Administration	
Art		ETC		Math Resource		Principal	
Music		Psychologist		*Included in teacher union		Assistant Principal	
Physical Ed		Speech Therapist		Literacy Specialist		Admin Assistant	
Content Literacy		Occupational Therapist		*Elementary ELA coaching/LSAA		Guidance Counselor	
Instructional Tech Specialist		Physical Therapist		Instructional Specialist		Social Worker	
Math Interventionist		SPED Social Worker		*Middle School ELA coaching		Custodian	
ELA Interventionist		BCBA					
Health		Other _____					
Tech Ed							
Other: STEM							

Data Tracking:

Enrollment
SPED Caseload
ELL Caseload

Sullivan Roster:

Foster	Edward	Administration1	Principals
Banks	Michael	Administration2	Assistant Principals
Keefe	Meagan	Administration3	Admin Assistant
Dandurant	Darlene	Administration4	Guidance
Thompson	Robert	Administration4	Social Worker
Lowe	Stephanie	Coach/Curriculum Support	Instructional Specialist
Oneill	Angela	Coach/Curriculum Support	Math Resource Teacher
Casey	Eugene	Facility	Custodial
Gonzalez	Ramon	Facility	Custodial
Finnegan	Matthew	Facility	Custodial
Farlardeau	Leo	Facility	Custodial
Perez	Chelsea	Paraprofessional	504
Goodick	Donald	Paraprofessional	504
Griffin	Heidi	Paraprofessional	Mainstream
Mahoney	Darlene	Paraprofessional	Mainstream
Fernsten	Marcia	Paraprofessional	Mainstream
Shea	Mary	Paraprofessional	Mainstream
Candelaria	Iris	Paraprofessional	Mainstream
Southern	Robert	Paraprofessional - Subseparate	CSA
Shakir	Nidhal	Paraprofessional - Subseparate	CSA
Francoeur	Barry	Paraprofessional - Subseparate	CSA
Lopes	Sam	Paraprofessional - Subseparate	CSA
Daley	Paul	Paraprofessional - Subseparate	CSA
Weldon	Lisa	Paraprofessional - Subseparate	CSA
Add	Add	Teacher - Middle School	Grade 5
Add	Add	Teacher - Middle School	Grade 5
Add	Add	Teacher - Middle School	Grade 5
Add	Add	Teacher - Middle School	Grade 5
Add	Add	Teacher - Middle School	Grade 5
Add	Add	Teacher - Middle School	Grade 5
Teague	Jamie	Teacher - Middle School	Grade 6
Broadhurst	Kim	Teacher - Middle School	Grade 6
Scanlon	Terri	Teacher - Middle School	Grade 6

May	Lauren	Teacher - Middle School	Grade 6
Tubridy	Sarah	Teacher - Middle School	Grade 6
Odonohue	Raigen	Teacher - Middle School	Grade 6
Smith	Patricia	Teacher - Middle School	Grade 7
Rothschild	Karen	Teacher - Middle School	Grade 7
Graziani	Nancy	Teacher - Middle School	Grade 7
Mcardle	Nicholas	Teacher - Middle School	Grade 7
Healey	Erin	Teacher - Middle School	Grade 7
Dasilva	Anabela	Teacher - Middle School	Grade 7
Galipeau	Ashley	Teacher - Middle School	Grade 8
Mccarthy	Lynne	Teacher - Middle School	Grade 8
Valliere	Keith	Teacher - Middle School	Grade 8
Wilkey	Kelly	Teacher - Middle School	Grade 8
Renaud	Paula	Teacher - Middle School	Grade 8
Mitrano	Marysa	Teacher - Middle School	Grade 8
Gould	Nicole	Teacher - Programmatic	ELL
Travaglini	Elizabeth	Teacher - Programmatic	ELL
Cabrera De Soto	Altagracia	Teacher - Programmatic	ELL
Clark	James	Teacher - Programmatic	Special Education
Eckersley	Linda	Teacher - Programmatic	Special Education
Kisiel	Diane	Teacher - Programmatic	Special Education
Wesolowski	Barbara	Teacher - Programmatic	Special Education
Ayer	Michelle	Teacher - Programmatic	Special Education
Smith	Michael	Teacher-Allied Arts	Art
Anastopoulos	Mark	Teacher-Allied Arts	Art
Johnson	Deborah	Teacher-Allied Arts	Interventionist Reading
Robichaud	Jesse	Teacher-Allied Arts	Music
Sheehan	Kevin	Teacher-Allied Arts	Phys ed.
Tarini	Jennifer	Teacher-Allied Arts	Phys. Ed
Prentice	Hyacinth	Teacher-Allied Arts	STEM allied arts
Add	Add	Teacher-Allied Arts	Math Interventionist
Ozog	Stephanie	Teacher-Subseparate	Adjustment
Winget	Richard	Teacher-Subseparate	Adjustment (currently at Murkland)
Sorota	Kerri	Teacher-Subseparate	CSA
Doherty	John	Teacher-Subseparate	CSA

Wang Middle School

Gr5-8 (5 strand with Adjustment & Newcomer program)

Grade Level Staff

C1 C2 C3 C4 C5 C6 C7 C8 Floater
9**10603

Grade 5	Teacher									
	512903									
Grade 6	Paraprofessionals									
	512958									
Grade 7	Teacher									
	512903									
Grade 8	Paraprofessionals									
	512958									
LOOPER										

Math Math
Math Intervention Teachers are under the Looper code

Programmatic Staff

Schoolwide/Shared Program Positions

Teachers		
ELL/Newcomer		
9**10609		
Paras		

Teachers		
ABE		
9**10603		
Paras		

Teachers		
SPED		
9**10606		
Paras		

Teachers		
Adjustment		
9**10606		
Paras		

Teachers		
LEAP		
9**10606		
Paras		

Teachers		
Language		
9**10606		
Paras		

Teachers		
CSA (Autism)		
9**10606		
Paras		

1 to 1
9**10606

Allied Arts

Art		
Music		
Physical Ed		
Content Literacy		
Instructional Tech Specialist		
Math Interventionist		
Health		
Tech Ed		
Other: STEM		

District SPED Team

ETC	
Psychologist	
Speech Therapist	
Occupational Therapist	
Physical Therapist	
SPED Social Worker	
BCBA	
Other	

Coaching/Teacher Sppt

Math Resource	
*included in teacher main	
Literacy Specialist	
*Elementary ELA coaching/LEAA	
Instructional Specialist	
*Middle School ELA coaching	

Administration

Principal	
Assistant Principal	
Administrative Asst	
Guidance Counselor	
Social Worker	
Custodian	

Wang Roster:

Stahl	Matthew	Administration1	Principal
Santy	Matthew	Administration2	Assistant Principal
Marcano Ofarrill	Omayra	Administration3	Administrative Assistant
Roy	Lyndsay	Administration4	Guidance Counselor
Ferelli	Shannon	Administration4	Social Worker - Title 1
Collins	Danielle	Coach/Curriculum Support	Instructional Specialist
Esteves	Freddy	Facilities	Custodial
Ferreira	Dennis	Facilities	Custodial
Singer	Charles	Facilities	Custodial
Spinney	Quentin	Facilities	Custodial
Comtois	Nicole	Paraprofessional	Mainstream
Cote	Joan	Paraprofessional	Mainstream/SPED
Gates	Jason	Paraprofessional	Mainstream/SPED
Ramalho	Julie	Paraprofessional	Mainstream/SPED
Martin	Lindsey	Paraprofessional - Subseparate	Adjustment
Rodriguez	Saul	Paraprofessional - Subseparate	Adjustment
Mccarthy	Nathaniel	Paraprofessional - Subseparate	Adjustment
Brennan	Brittany	Teacher - Allied Arts	Art
Fidrych	Marie	Teacher - Allied Arts	Art
Williams	Erin	Teacher - Allied Arts	Health
Grady	Kellianne	Teacher - Allied Arts	Music
Neary	Patricia	Teacher - Allied Arts	Music
Kattar	Lisa	Teacher - Allied Arts	Physical Education
Mahoney	John	Teacher - Allied Arts	Physical Education
Chase	Shawn	Teacher - Middle School	Grade 5
Cymbura	Kathleen	Teacher - Middle School	Grade 5
Madden	Elizabeth	Teacher - Middle School	Grade 5
Mosley	Cynthia	Teacher - Middle School	Grade 5
Murphy	Arianna	Teacher - Middle School	Grade 5
Romano	Nicole	Teacher - Middle School	Grade 5
Brugel	Jessica	Teacher - Middle School	Grade 6
Budryk	Kimberly	Teacher - Middle School	Grade 6
Colon	Amila	Teacher - Middle School	Grade 6

Doole	Rebecca	Teacher - Middle School	Grade 6
King	John	Teacher - Middle School	Grade 6
Mcneil	Alana	Teacher - Middle School	Grade 6
Merlino	Pamela	Teacher - Middle School	Grade 6
Moisakis	Lisa	Teacher - Middle School	Grade 6
Garabedian	Kate	Teacher - Middle School	Grade 7
McMahon	Erin	Teacher - Middle School	Grade 7
Clark	Kathryn	Teacher - Middle School	Grade 7/8
Cole	Karen	Teacher - Middle School	Grade 7/8
Dean	Kayla	Teacher - Middle School	Grade 7/8
Kuzara	Alison	Teacher - Middle School	Grade 7/8
Mackenzie	Marylou	Teacher - Middle School	Grade 7/8
Maguire	Jillian	Teacher - Middle School	Grade 7/8
Mahoney	Katie	Teacher - Middle School	Grade 7/8
Palmer	Matthew	Teacher - Middle School	Grade 7/8
Potter	Scott	Teacher - Middle School	Grade 7/8
Roy	Jolane	Teacher - Middle School	Grade 7/8
Silva	Stephen	Teacher - Middle School	Grade 7/8
Theberge	Dawn	Teacher - Middle School	Grade 7/8
Bergh	Catherine	Teacher - Programmatic	ESL
Giordano	Christopher	Teacher - Programmatic	ESL
Penney	Elizabeth	Teacher - Programmatic	ESL
Thompson	Emily	Teacher - Programmatic	ESL
Haidar	Amal	Teacher - Programmatic	Special Education
Iudice	Kristen	Teacher - Programmatic	Special Education
Montour	Meghan	Teacher - Programmatic	Special Education
Morgan	Lisa	Teacher - Programmatic	Special Education
Paras	Theodora	Teacher - Programmatic	Special Education
Pelleriti	Katherine	Teacher - Programmatic	Special Education
Thomas	Katelyn	Teacher - Programmatic	Special Education
Welch	Christina	Teacher - Subseparate	Adjustment
Winget	Jessica	Teacher - Subseparate	Adjustment

Bartlett Pre-K-8 School
K to 8 (depend on 2000000 program)

		Grade Level Staff							
		C1	C2	C3	C4	C5	C6	C7	Princip
PreKch Teacher	512903								
	Paraprofessionals 512938								
Kinder Teacher	512903								
	Paraprofessionals 512938								
1st Teacher	512903								
	Paraprofessionals 512938								
2nd Teacher	512903								
	Paraprofessionals 512938								
3rd Teacher	512903								
	Paraprofessionals 512938								
4th Teacher	512903								
	Paraprofessionals 512938								
5th Teacher	512903								
	Paraprofessionals 512938								
6th Teacher	512903								
	Paraprofessionals 512938								
7th Teacher	512903								
	Paraprofessionals 512938								
8th Teacher	512903								
	Paraprofessionals 512938								

Scheduling Shared Program Positions

ELL	ELL
100,000,000	100,000,000
Teachers	Teachers
ELL/Newcomer	ELL/Newcomer
9**10609	9**10609
Paras	Paras

SPED	SPED
100,000,000	100,000,000
Teachers	Teachers
ABE	SPED
9**10603	9**10606
Paras	Paras

Adjustment	Adjustment
9**10606	9**10606
Teachers	Teachers
LEAP	LEAP
9**10606	9**10606
Paras	Paras

Language	Language
9**10606	9**10606
Teachers	Teachers
CSA (Autism)	CSA (Autism)
9**10606	9**10606
Paras	Paras

1 to 1	1 to 1
9**10606	9**10606
Teachers	Teachers
3 to 1	3 to 1

Allied Arts	
Art 9**1003-512903	
Music 9**12803-512903	
Physical 9**12603-512903	
Career Literacy	
Instructional Tech Speech	
Math Interventionist	
ELA Interventionist	
Health	
Tech Ed	
Others: STEM/MAKERSPACE	

Special Ed Team	
ETC	
Psychologist	
Speech Therapist	
SLPA	
Occupational Therapist	
Physical Therapist	
SPED Social Worker	
SCBA	
Other	

Coaching/Teacher Support	
Math Resource	
Reading Interventionist	
Literacy Specialist	
Instructional Specialist	
Reading Specialist	

Administration	
Principal	
Assistant Principal	
Clerk	
Guidance Counselor	
Social Worker	
Custodian	

Bartlett School Roster:

Holtz	Peter	Administration1	Principal
Mancini	Dina	Administration2	Assistant Principal
Joslyn	Karen	Administration3	Administrative Assistant
Crocker	Melanie	Administration4	Guidance Counselor
Mcgann	Katie	Administration4	Social Worker
Hickok	Maghan	Coach/Curriculum Support	Instructional Specialist
Aguiar	Tara	Coach/Curriculum Support	Math Reource Teacher
Phol	Sokvan	Facilities	Custodial
Torres	Gustavo	Facilities	Custodial
Tran	Cong Thien	Facilities	Custodial
Letourneau	David	Facilities	Sr. Custodial
Ghadban	Susan	NURSE - SPEC ED	IEP/1 to 1
Gaspari	Marianne	NURSE - SPEC ED	Special Education
Vicente	Michelle	NURSE - SPEC ED	Special Education
Brogan	Patricia	Paraprofessional	Kindergarten
Mcgee	Cheryl	Paraprofessional	Kindergarten
Mensis	Michael	Paraprofessional	LEAP
Agosto	Bernadette	Paraprofessional	Mainstream - Elementary
Lord	Barbara	Paraprofessional	Mainstream - Middle School
Gouveia	Carol	Paraprofessional	Preschool
Jones	Doreen	Paraprofessional	Preschool
Olden	Kelsey	Paraprofessional - IEP	IEP/1 to 1
Gobron	Susan	Paraprofessional - IEP	IEP/1 to 1
Lagasse	Lissa	Paraprofessional - IEP	IEP/3 to 1
Dwyer	Amy	Paraprofessional - Subseperate	LEAP
Famiglietti	Kathleen	Paraprofessional - Subseperate	LEAP
Hernandez	Elianeth	Paraprofessional - Subseperate	LEAP
Lowell	Valerie	Paraprofessional - Subseperate	LEAP
Oliveira	Christina	Paraprofessional - Subseperate	LEAP
Phauk	Johnny	Paraprofessional - Subseperate	LEAP
Rooney	Cheryl	Paraprofessional - Subseperate	LEAP
Wolf	Anna	Paraprofessional - Subseperate	LEAP
Caraballo	Richard	Paraprofessional - Subseperate	LEAP/1 to 1
Mistry	Amita	Paraprofessional - Subseperate	LEAP/1 to 1 (.5)
Vazquez-Borrero	Giselle	Paraprofessional - Subseperate	LEAP/1 to 1 (.5)
Kaminski	Kregg	Stem Resource Teacher - District	District MakerSpace
Piekos	Denise	Teacher - Allied Arts	Art

Lucas	Lauren	Teacher - Allied Arts	Content Literacy
Haas	Kara	Teacher - Allied Arts	Instructional Tech Specialist
Crawford	Rachel Rm	Teacher - Allied Arts	Music
Pigeon	Kenneth	Teacher - Allied Arts	Physical Education
Downing	Joanne	Teacher - Classroom	Grade 1
Noel	Lisa	Teacher - Classroom	Grade 1
Maclean	Diane	Teacher - Classroom	Grade 2
Zorbas	Melissa	Teacher - Classroom	Grade 2
Butler	Kathryn	Teacher - Classroom	Grade 3
Daneau	Valerie	Teacher - Classroom	Grade 3
Ross	Sarah	Teacher - Classroom	Grade 4
Trudel	Elizabeth	Teacher - Classroom	Grade 4
Canty	Brendan	Teacher - Classroom	Grade 5
Kharfen	Rachel	Teacher - Classroom	Grade 5
Buccarelli	Kimberly	Teacher - Classroom	Grade 6
Schofield	Laura	Teacher - Classroom	Grade 6
Alrekabi	Firas	Teacher - Classroom	Grade 7
Levenson	Hannah	Teacher - Classroom	Grade 7
Foss	Carl	Teacher - Classroom	Grade 7-8
Mckellar	Mark	Teacher - Classroom	Grade 7-8
Galvin	Amy	Teacher - Classroom	Grade 8
Leblanc	Chantal	Teacher - Classroom	Grade 8
Murphy	Janet	Teacher - Kindergarten	Kindergarten
Loeung	Sovann-Thi	Teacher - Kindergarten	Kindergarten
William	Danyl	Teacher - Preschool	Preschool
Fabery	Maria	Teacher - Preschool	Preschool
Simpson	Melissa	Teacher - Programmatic	ELL
Corcoran	Marie	Teacher - Programmatic	Special Education
Murphy	Christa	Teacher - Programmatic	Special Education
Beland	Jennifer	Teacher - Programmatic	Special Education
Rake	Heather	Teacher - Programmatic	Special Education
Wolff	Sarah	Teacher - Subseparate	LEAP
Kelly	Laurie	Teacher - Subseparate	LEAP
Prive	Laurie	Teacher - Subseparate	LEAP
Oak	Alycia	Teacher - Subseparate	LEAP
Weigold	Kristin	Teacher - Subseparate	LEAP
Coutu-Devereaux	Kelly	Teacher - Subseparate	LEAP

Pyne PreK-8 School

K to 8 (2 strand with CSA program)

Grade Level Staff										Programmatic Staff									
		C1	C2	C3	C4	C5	C6	C7	Float										
9**10603																			
PreSchool	Teacher																		
	512903																		
	Paraprofessionals 512958																		
Kindergarten	Teacher																		
	512903																		
	Paraprofessionals 512958																		
1st	Teacher																		
	512903																		
	Paraprofessionals 512958																		
2nd	Teacher																		
	512903																		
	Paraprofessionals 512958																		
3rd	Teacher																		
	512903																		
	Paraprofessionals 512958																		
4th	Teacher																		
	512903																		
	Paraprofessionals 512958																		
5th	Teacher																		
	512903																		
	Paraprofessionals 512958																		
6th	Teacher																		
	512903																		
	Paraprofessionals 512958																		
7th	Teacher																		
	512903																		
	Paraprofessionals 512958																		
8th	Teacher																		
	512903																		
	Paraprofessionals 512958																		

Schoolwide/Shared Program Positions

Teachers

ELL/Newcomer 9**10609

Paras

Teachers

ABE 9**10603

Paras

Teachers

SPED 9**10606

Paras

Teachers

Adjustment 9**10606

Paras

Teachers

LEAP 9**10606

Paras

Teachers

Language 9**10606

Paras

Teachers

CSA (Autism) 9**10606

Paras

Teachers

1 to 1 9**10606

Paras

1

2

3

4

5

6

7

1

2

3

4

5

6

7

1

2

3

4

5

6

7

1

2

3

4

5

6

7

1

2

3

4

5

6

7

1

2

3

4

5

6

7

1

2

3

4

5

6

7

1

2

3

4

5

6

7

1

2

3

4

5

6

7

1

2

3

4

5

6

7

1

2

3

4

5

6

7

1

2

3

4

5

6

7

1

2

3

4

5

6

7

1

2

3

4

5

6

7

1

2

3

4

5

6

7

1

2

3

4

5

6

7

1

2

3

4

5

6

7

1

2

3

4

5

6

7

1

2

3

4

5

6

7

1

2

3

4

5

6

7

1

2

3

4

5

6

7

1

2

3

4

5

6

7

1

2

3

4

5

6

7

1

2

3

4

5

6

7

1

2

3

4

5

6

7

1

2

3

4

5

6

7

1

2

3

4

5

6

7

1

2

3

4

5

6

7

1

2

3

4

5

6

7

1

2

3

4

5

6

7

1

2

3

4

5

6

7

1

2

3

4

5

6

7

1

2

3

4

5

6

7

1

2

3

4

5

6

7

1

2

3

4

5

6

7

1

2

3

4

5

6

7

1

2

3

4

5

6

7

1

2

3

4

5

6

7

1

2

3

4

5

6

7

1

2

3

4

5

6

7

1

2

3

4

5

6

7

1

2

3

4

5

6

7

1

2

3

4

5

6

7

1

2

3

4

5

6

7

1

2

3

4

5

6

7

1

2

3

4

5

6

7

1

2

3

4

5

6

7

1

2

3

4

5

6

7

1

2

3

4

5

6

7

1

2

3

4

5

6

7

1

2

3

4

5

6

7

1

2

3

4

5

6

7

1

2

3

4

5

6

7

1

2

3

4

5

6

7

1

2

3

4

5

6

7

1

2

3

4

5

6

7

1

2

3

4

5

6

7

1

2

3

4

5

6

7

1

2

3

4

5

6

7

1

2

3

4

5

6

7

1

2

3

4

5

6

7

1

2

3

4

5

6

7

1

2

3

4

5

6

7

1

2

3

4

5

6

7

1

2

3

4

5

6

7

1

2

3

4

5

6

7

1

2

3

4

5

6

7

1

2

3

4

5

6

7

1

2

3

4

5

6

7

1

2

3

4

5

6

7

1

2

3

4

5

6

7

1

2

3

4

5

6

7

1

2

<

Schoolwide/Shared Program Positions

Teachers		Teachers	Teachers		Teachers	Teachers	Teachers	Teachers	Teachers	Teachers	Teachers	Teachers	Teachers	Teachers	Teachers	Teachers	Teachers	Teachers	Teachers
ELL/Newcomer 9**10609		ABE 9**10603	SPED 9**10606		Adjustment 9**10606	LEAP 9**10606		Language 9**10606	CSA (Autism) 9**10606		1 to 1 9**10606								
Paras		Paras	Paras		Paras	Paras	Paras	Paras	Paras	Paras	Paras	Paras	Paras	Paras	Paras	Paras	Paras	Paras	Paras

Allied Arts		
Art	<div></div>	<div></div>
Music	<div></div>	<div></div>
Physical Ed	<div></div>	<div></div>
Content Literacy	<div></div>	<div></div>
Instructional Tech Specialist	<div></div>	<div></div>
Math Interventionist	<div></div>	<div></div>
ELA Interventionist	<div></div>	<div></div>
Health	<div></div>	<div></div>
Tech Ed	<div></div>	<div></div>
Other: DRAMA	<div></div>	

Special Ed Team		
ETC		<div></div>
Psychologist		<div></div>
Speech Therapist	<div></div>	<div></div>
Occupational Therapist		<div></div>
Physical Therapist		<div></div>
SPED Social Worker		<div></div>
BCBA		<div></div>
Other _____		<div></div>

Coaching/Teacher Sppt	
Math Resource	<div></div>
<small>*Included in teacher union</small>	
Literacy Specialist	<div></div>
<small>*Elementary ELA coaching/LSAA</small>	
Instructional Specialist	<div></div>
<small>*Middle School ELA coaching</small>	

Administration		
Principal	<div></div>	
Assistant Principal	<div></div>	<div></div>
Admin Assistant	<div></div>	
Guidance Counselor	<div></div>	
Social Worker	<div></div>	
Custodian	<div></div>	<div></div>

Data Tracking:

Enrollment 495
 SPED Caseload 10/11/11/24/15
 ELL Caseload 90/18%/15%
 Poverty 218/44.1%

Doesn't seem to have any excess staff. The yellow would be the positions if 5th grade CSA moves out.
 Average SPED numbers so not overstaffed with SPED

Pyne Arts K-8 Roster:

Crocker-Roberge	Wendy	Administration1	Principals
Lang	Lori	Administration2	Assistant Principals
Sorota	Joy	Administration3	Administrative Assistant
Pelton	Kathryn	Administration4	Guidance Counselor
Driscoll	Joan	Administration4	Social Worker
Otis	Hiedi	Coaching/Curriculum Support	Instructional Specialist
Crawford-Rivera	Audrey	Coaching/Curriculum Support	Math Resource Teacher
Nappa	Carmen	Facilities	Custodial
Trott	Kenneth	Facilities	Custodial
Nordstrom	Zachary	Facilities	Custodial
Griffin	Robert	Facilities	Custodial
Lemay	Doreen	Paraprofessional - IEP	IEP - 1 to 1
Rodriguez	Yajaira	Paraprofessional - IEP	IEP - 1 to 1
Stancheva	Varvara	Paraprofessional - Kindergarten	Kindergarten
Comeiro	Nicole	Paraprofessional - Kindergarten	Kindergarten
Cahill	Dennis	Paraprofessional - Mainstream	Mainstream
Hebert	Erin	Paraprofessional - Mainstream	Mainstream
Vaughan	Doreen	Paraprofessional - Mainstream	Mainstream
Descoteaux	Pamela	Paraprofessional - Mainstream	Mainstream
Huertas	Hilda	Paraprofessional - Preschool	Preschool
Flores	Tamara	Paraprofessional - Subseparate	CSA
Bazdanes	Taressa	Paraprofessional - Subseparate	CSA
Martinez	Angela	Paraprofessional - Subseparate	CSA
Sevigny	Paula	Paraprofessional - Subseparate	CSA
Rodriguez-Andrades	Nataly	Paraprofessional - Subseparate	CSA
Tenczar	Jeffrey	Paraprofessional - Subseparate	CSA
Monserate	Idalis	Paraprofessional - Subseparate	CSA
Cruz	Jessica	Paraprofessional - Subseparate	CSA
Miner	Danielle	Paraprofessional - Subseparate	CSA
Silva	Valeria	Paraprofessional - Subseparate	CSA
Labranche	Timothy	Paraprofessional - Subseparate	CSA
Posco	Lori	Paraprofessional - Subseparate	CSA
Miller	Jacqueline	Teacher - Allied Arts	Art
Bradley	Kimberly	Teacher - Allied Arts	Content Literacy

Rose	Steven	Teacher - Allied Arts	Drama
Wood	Mary	Teacher - Allied Arts	ITS
Jones	Willie	Teacher - Allied Arts	Music
Hall	Kerry	Teacher - Allied Arts	Phsyical Ed.
Joy	Kevin	Teacher - Allied Arts	Tech Ed.
Rose	Bonnie	Teacher - Elementary	Grade 1
Mielcarz	Kendra	Teacher - Elementary	Grade 1
Connors	Tammy	Teacher - Elementary	Grade 2
Adley	Caitlyn	Teacher - Elementary	Grade 2
Livingston	Sarah	Teacher - Elementary	Grade 3
Rautenberg	Janel	Teacher - Elementary	Grade 3
Putnam	Matthew	Teacher - Elementary	Grade 4
Panagopoulos	Anthe	Teacher - Elementary	Grade 4
Bonfanti	Laura	Teacher - Kindergarten	Grade K
Faria	Cara	Teacher - Kindergarten	Grade K
Panneton	Maura	Teacher - Middle	Grade 5
Magnuson	Jeffrey	Teacher - Middle	Grade 5
Reynolds	Nancy	Teacher - Middle	Grade 6
Urbine	Kathryn	Teacher - Middle	Grade 6
Alves	Heidi	Teacher - Middle	Grade 7
Vogel	Tiffany	Teacher - Middle	Grade 7/8
Neagle	Michael	Teacher - Middle	Grade 7/8
Perkins	Jared	Teacher - Middle	Grade 8
Lim	Sovannavy	Teacher - Preschool	PreK
Papanastasiou	Denise	Teacher - Programmatic	ELL
Swenson	Anna	Teacher - Programmatic	Special Education
Cheek	Samantha	Teacher - Programmatic	Special Education
Decker-Kilmartin	Terri	Teacher - Programmatic	Special Education
Blanchard	Tracy	Teacher - Programmatic	Special Education
Miner	Susan	Teacher - Programmatic	Special Education
Deangelo	Abigail	Teacher - Subseparate	CSA 2-4
Romanowski	Nicholas	Teacher - Subseparate	CSA 5
Hubert	Matthew	Teacher - Subseparate	CSA 6-8
Gervais	Alison	Teacher - Subseparate	CSA K-1

Stem PreK-8 School

K to 8 (4 strand with CSA program)

Grade Level Staff								Programmatic Staff											
		C1	C2	C3	C4	C5	C6	C7	Fltgr										
PreSchool		Teacher 512903																	
		Paraprofessionals 512958																	
Kindergarten		Teacher 512903																	
		Paraprofessionals 512958																	
1st		Teacher 512903																	
		Paraprofessionals 512958																	
2nd		Teacher 512903																	
		Paraprofessionals 512958																	
3rd		Teacher 512903																	
		Paraprofessionals 512958																	
4th		Teacher 512903																	
		Paraprofessionals 512958																	
5th		Teacher 512903																	
		Paraprofessionals 512958																	
6th		Teacher 512903																	
		Paraprofessionals 512958																	
7th		Teacher 512903																	
		Paraprofessionals 512958																	
8th		Teacher 512903																	
		Paraprofessionals 512958																	

Schoolwide/Shared Program Positions

Teachers	Teachers	Teachers	Teachers	Teachers	Teachers	Teachers	Teachers	1 to 1 Kindergarten
ELL/Newcomer 9**10609	ABE 9**10603	SPED 9**10606	Adjustment 9**10606	LEAP 9**10606	Language 9**10606	CSA (Autism) 9**10606	1 to 1 9**10606	
Paras	Paras	Paras	Paras	Paras	Paras	Paras	1 to 1 - Grade 2	
							1:1 - Grade 6	
							1:1 - Grade CSA - 1:1	

Allied Arts	Special Ed Team	Coaching/Teacher Supt	Administration
Art	ETC	Math Resource	Principal
Music	Psychologist	Literacy Specialist	Assistant Principal
Physical Ed	Speech Therapist	Instructional Specialist	Admin Assistant
Content Literacy	Occupational Therapist		Guidance Counselor
Instructional Tech Specialist	Physical Therapist		Social Worker
Math Interventionist	SPED Social Worker		Custodian
ELA Interventionist	BCBA		
Health	Other		
Tech Ed			
Other: Stem Science			

Data Tracking:

Enrollment	
SPED Caseload	
ELL Caseload	

The two 1 to 1 paras in CSA are part of the 12 listed under CSA - Correct?

Stem K-8 Position Control:

McCreavan	Jason	Administration1	Principals
Crones	Nancy	Administration2	Assistant Principals
Morneau	Roger	Administration2	Assistant Principals
Ames	Megan	Administration3	Admin Assistant
Trombly	Gina	Administration4	Guidance
Ventre	Amy	Administration4	Social Worker
Matthews	Cynthia	Coach/Curriculum Support	Literacy Specialist
Driscoll	Kerien	Coach/Curriculum Support	Math Resource Teacher
Open	Open	Facility	Add .5 FTE
Rodriguez	Isaias	Facility	Custodial
Stuart	Gerald	Facility	Custodial
Wolfgang	John	Facility	Custodial
Sumaili	Rene	Facility	Custodial (.5)
ADD	ADD	Mainstream SPED	Special Education
Abdulhussien	Majid	Paraprofessional	ELL - Newcomer
Al Saadi	Raghad	Paraprofessional	Kindergarten
Arseniou	Robin	Paraprofessional	Kindergarten
Griner	Lajarvis	Paraprofessional	Kindergarten
Merrill	Sharon	Paraprofessional	Kindergarten
Ball	Cynthia	Paraprofessional	Mainstream
Conlon	John	Paraprofessional	Mainstream
Keene	Maureen	Paraprofessional	Mainstream
Payne	Sara	Paraprofessional	Mainstream
Sierra	Delmis	Paraprofessional	Mainstream
Torres Ortiz	Naomi	Paraprofessional	Mainstream
Durand	Rayann	Paraprofessional - IEP	1 to 1
Rushdi	Hind	Paraprofessional - IEP	1 to 1
Caira	Katherine	Paraprofessional - Subseparate	CSA
Ferdousi	Zakia	Paraprofessional - Subseparate	CSA
Hickman	Christopher	Paraprofessional - Subseparate	CSA
Mallu	Vijitha	Paraprofessional - Subseparate	CSA
Meas	Vannyda	Paraprofessional - Subseparate	CSA
Tessier	Christine	Paraprofessional - Subseparate	CSA
Almeida	Catherine	Teacher - Classroom	Grade 1
Crotty	Kristen	Teacher - Classroom	Grade 1
Kouy	Melissa	Teacher - Classroom	Grade 1
Mccabe	Cristina	Teacher - Classroom	Grade 1
Berger	Jennifer	Teacher - Classroom	Grade 2
Brophy	Rachel	Teacher - Classroom	Grade 2
Rennie	Stephanie	Teacher - Classroom	Grade 2
Yau	Katelyn	Teacher - Classroom	Grade 2
Darcy	Keri	Teacher - Classroom	Grade 3
Parisi	Erin	Teacher - Classroom	Grade 3
Tevnan Kennedy	Leslie	Teacher - Classroom	Grade 3

Weintraub	Jessica	Teacher - Classroom	Grade 3
Alonardo	Melissa	Teacher - Classroom	Grade 4
Bradley	Elise	Teacher - Classroom	Grade 4
Jones	Stephanie	Teacher - Classroom	Grade 4
Lamarre Anderson	Laura	Teacher - Classroom	Grade 4
Brunelle	James	Teacher - Classroom	Grade 5
Carolan	Ann Marie	Teacher - Classroom	Grade 5
Mazzzone	Robert	Teacher - Classroom	Grade 5
Trull	Victoria	Teacher - Classroom	Grade 5
McLaughlin	Erinn	Teacher - Classroom	Grade 6
Stasiak	Allison	Teacher - Classroom	Grade 6
Watson	Joanne	Teacher - Classroom	Grade 6
Wright	Dennison	Teacher - Classroom	Grade 6
Bedford	Tyler	Teacher - Classroom	Grade 7
Nucefora	Jessica	Teacher - Classroom	Grade 7
ADD	ADD	Teacher - Classroom	Grade 7
ADD	ADD	Teacher - Classroom	Grade 7
ADD	ADD	Teacher - Classroom	Grade 8
ADD	ADD	Teacher - Classroom	Grade 8
Boi	Tunde	Teacher - Kindergarten	Kindergarten
Bonin	Kacie	Teacher - Kindergarten	Kindergarten
Corea	Elizabeth	Teacher - Kindergarten	Kindergarten
Lemay	Brianne	Teacher - Kindergarten	Kindergarten
Athayde	Mariana	Teacher - Programmatic	ELL
Fleury	Holly	Teacher - Programmatic	ELL
Lunn	Linda	Teacher - Programmatic	ELL
Clark	Teresa	Teacher - Programmatic	Special Education
Dearing	Sheila	Teacher - Programmatic	Special Education
Delrossi	Eileen	Teacher - Programmatic	Special Education
Hickey	Melissa	Teacher - Programmatic	Special Education
Mrozowski	Megan	Teacher - Programmatic	Special Education
ADD	ADD	Teacher - Programmatic	Special Education
Shetler	Michael	Teacher - Programmatic	Special Education
Pen	Setheyny	Teacher-Allied Arts	Art 5-8
Dalton	Michelle	Teacher-Allied Arts	Art K-4
Hennessey	Joyce	Teacher-Allied Arts	Content it
Sheehy	Anne	Teacher-Allied Arts	ITS
ADD	ADD	Teacher-Allied Arts	Music
Garry	Cathleen	Teacher-Allied Arts	Music
Farley	Thomas	Teacher-Allied Arts	Phys ed 5-7
Nobrega	Jessica	Teacher-Allied Arts	Phys ed K-4
Anderson	Sam	Teacher-Subseperate	CSA
Bowers	Tracy	Teacher-Subseperate	CSA

Stoklosa Middle School

Gr5-8 (6 strand with Adjustment & Newcomer program)

Grade Level Staff								
C1	C2	C3	C4	C5	C6	C7	Floater	
9**10603								

Programmatic Staff

Grade 5	Teacher	512903								
	Paraprofessionals	512958								
Grade 6	Teacher	512903								
	Paraprofessionals	512958								
Grade 7	Teacher	512903								
	Paraprofessionals	512958								
Grade 8	Teacher	512903								
	Paraprofessionals	512958								
Loopers										

Schoolwide/Shared Program Positions

ELL numbers 674-32%-21%		18/16/16/19/15											
Teachers	Teachers	Teachers	Teachers	Teachers	Teachers	Teachers	Teachers	Teachers	Teachers	Teachers	Teachers	Teachers	Teachers
ELL/Newcomer 9**10609	ABE 9**10603	SPED 9**10606	Adjustment 9**10606	LEAP 9**10606	Language 9**10606	CSA (Autism) 9**10606	1 to 1 9**10606						
Paras	Paras	Paras	Paras	Paras	Paras	Paras	Paras						

Allied Arts	
Art	
Music	
Physical Ed	
Content Literacy	
Instructional Tech Specialist	
Math Interventionist	
ELA Interventionist	
Health	
Tech Ed	
Other: STEM	

Special Ed Team	
ETC	
Psychologist	
Speech Therapist	
Occupational Therapist	
Physical Therapist	
SPED Social Worker	
BCBA	
Other _____	

Coaching/Teacher Sppt	
Math Resource	
*Included in teacher union	
Literacy Specialist	
*Elementary ELA coaching/LSAA	
Instructional Specialist	
*Middle School ELA coaching	

Administration	
Principal	
Assistant Principal	
Admin Assistant	
Guidance Counselor	
Social Worker	
Custodian	

Stoklosa Roster:

Cardaci	James	Administration1	Principal
Fitzgerald	Robert	Administration2	Assistant Superintendent
Pronh	Mileena	Administration3	Administrative Assistant
Ty	Seng	Administration4	Guidance
Robtoy	Cynthia	Administration4	Social Worker
Barth	Kelly	Coach/Curriculum Support	Literacy Specialist
Busta	Brenda	Coach/Curriculum Support	Math Resource Teacher
Snow	James	Facility	Custodial
Lefebvre	Donna Marie	Facility	Custodial
Norton	Charles	Facility	Custodial
Vieira	Jose	Facility	Custodial
Sadlier	Elinor	Paraprofessional	Mainstream
Davis	Kenneth	Paraprofessional	Mainstream
Hosseini-Sohi	Seyed	Paraprofessional	Mainstream
Leal Salles	Malinda	Paraprofessional	Mainstream
Comalli	David	Paraprofessional	Mainstream
Man	Hong	Paraprofessional	Mainstream
Hughes	Jennifer	Paraprofessional - Subseparate	Adjustment
Sarkis	Dib	Paraprofessional - Subseparate	Adjustment
Sullivan	Taylor	Teacher - Classroom	Grade 5
Rowsell	Lisa	Teacher - Classroom	Grade 5
Pollard	Cheryl	Teacher - Classroom	Grade 5
Koza	Janet	Teacher - Classroom	Grade 5
Jewer	Nancy	Teacher - Classroom	Grade 5
Hong-Tith	Vyada	Teacher - Classroom	Grade 5
Skrekas	Georgia	Teacher - Classroom	Grade 5/6
Cox	Rebecca	Teacher - Classroom	Grade 5/6
Gratta	Michael	Teacher - Classroom	Grade 6
Stelzer	Howard	Teacher - Classroom	Grade 6
Lauro	Amy	Teacher - Classroom	Grade 6
Galvin	Michaela	Teacher - Classroom	Grade 6
Mcdonald	Melissa	Teacher - Classroom	Grade 6
Mendes	Traci	Teacher - Classroom	Grade 6
Roper	Cam	Teacher - Classroom	Grade 7

Brunelas	Gina	Teacher - Classroom	Grade 7
Caravoulas	Brad	Teacher - Classroom	Grade 7
Duggan	Bryan	Teacher - Classroom	Grade 7
Harding	George	Teacher - Classroom	Grade 7
Lim (Father)	Chinsan	Teacher - Classroom	Grade 7
Brunelas	Cheryl	Teacher - Classroom	Grade 7
Moretti	Michael	Teacher - Classroom	Grade 8
Dolliver	Kyle	Teacher - Classroom	Grade 8
Chaput	Estelle	Teacher - Classroom	Grade 8
Dunbar	Meghan	Teacher - Classroom	Grade 8
Macleod	Kirsten	Teacher - Classroom	Grade 8
Allen	Tadd	Teacher - Classroom	Grade 8
Carpenter	Ann	Teacher - Classroom	Science Gr 8
Robinson	Patricia	Teacher - Programmatic	ELL
Bannerman	Julie	Teacher - Programmatic	ELL
Eschmann	Kristen	Teacher - Programmatic	ELL
Moore	Lisa	Teacher - Programmatic	Special Education
Potvin	Lauren	Teacher - Programmatic	Special Education
Bouchard	Carol	Teacher - Programmatic	Special Education
Gallant	Nancy	Teacher - Programmatic	Special Education
Kanellas	Nancy	Teacher - Programmatic	Special Education
Barker	Lynne	Teacher-Allied Arts	Art
Giraffo	Nicole	Teacher-Allied Arts	Art
Connors	Philip	Teacher-Allied Arts	ELA Interventionist /Grade 8 (ELA)
Gaissl	Stephanie	Teacher-Allied Arts	Health
Oung	Vong	Teacher-Allied Arts	Instructional Tech Specialist - Math
Lim (Son)	Chinsan	Teacher-Allied Arts	Math Interventions (Math)
Warnick	Stephen	Teacher-Allied Arts	Music
Johnston	Cynthia	Teacher-Allied Arts	Music
Rurak	Mark	Teacher-Allied Arts	Physical Education
Flabouris	Sophia	Teacher-Allied Arts	Physical Education
Shupe	Michael	Teacher-Subseparate	Adjustment
Borrelli	Elizabeth	Teacher-Subseparate	Adjustment

Wang Middle School

Gr5-8 (5 strand with Adjustment & Newcomer program)

Grade Level Staff										Programmatic Staff									
		C1	C2	C3	C4	C5	C6	C7	C8	Floater									
9**10603																			
Grade 5	Teacher	ELA	ELA	ELA	Math	Math	Math			Math Int									
	512903																		
Grade 6	Teacher	ELA	ELA	ELA	Math	Math	Science			Math Int									
	512903																		
Grade 7	Teacher	1-7-8	1-7-8	1-7-8	1-7-8	1-7-8	1-7-8	Math											
	512903																		
Grade 8	Teacher	Sci7-8	Sci7-8	Sci7-8	Sci7-8	Sci7-8	Sci7-8												
	512903																		
9**10606																			
ELL/Newcomer																			
9**10609																			
ABE																			
9**10603																			
SPED																			
9**10606																			
Adjustment																			
9**10606																			
LEAP																			
9**10606																			
Language																			
9**10606																			
CSA (Autism)																			
9**10606																			
1 to 1																			
9**10606																			

Schoolwide/Shared Program Positions

Allied Arts			District SPED Team			Coaching/Teacher Sppt			Administration		
Art	9**11003-512903		ETC			Math Resource			Principal		
Music	9**12803-512903		Psychologist			Literacy Specialist			Assistant Principal		
Physical Ed	9**12603-512903		Speech Therapist			Instructional Specialist			Administrative Asst		
Content Literacy			Occupational Therapist			*Middle School ELA coaching			Guidance Counselor		
Instructional Tech Specialist			Physical Therapist						Social Worker		
Math Interventionist			SPED Social Worker						Custodian		
Health			BCBA								
Tech Ed			Other								
Other: STEM											

Wang Middle School

STAHL	MATTHEW	Administration1	Principal
SANTY	MATTHEW	Administration2	Assistant Principal
MARCANO OFARRILL	OMAYRA	Administration3	Administrative Assistant
ROY	LYNDSAY	Administration4	Guidance Counselor
FERELLI	SHANNON	Administration4	Social Worker - Title 1
COLLINS	DANIELLE	Coach/Curriculum Support	Instructional Specialist
ESTEVES	FREDDY	Facilities	Custodial
FERREIRA	DENNIS	Facilities	Custodial
SINGER	CHARLES	Facilities	Custodial
SPINNEY	QUENTIN	Facilities	Custodial
COMTOIS	NICOLE	Paraprofessional	Mainstream
COTE	JOAN	Paraprofessional	Mainstream
GATES	JASON	Paraprofessional	Mainstream
RAMALHO	JULIE	Paraprofessional	Mainstream
MARTIN	LINDSEY	Paraprofessional - Subseparate	Adjustment
RODRIGUEZ	SAUL	Paraprofessional - Subseparate	Adjustment
MCCARTHY	NATHANIEL	Paraprofessional - Subseparate	Adjustment
BRENNAN	BRITTANY	Teacher - Allied Arts	Art
FIDRYCH	MARIE	Teacher - Allied Arts	Art
WILLIAMS	ERIN	Teacher - Allied Arts	Health
GRADY	KELLIANNE	Teacher - Allied Arts	Music
NEARY	PATRICIA	Teacher - Allied Arts	Music
KATTAR	LISA	Teacher - Allied Arts	Physical Education
MAHONEY	JOHN	Teacher - Allied Arts	Physical Education
CHASE	SHAWN	Teacher - Middle School	Grade 5
CYMBURA	KATHLEEN	Teacher - Middle School	Grade 5
MADDEN	ELIZABETH	Teacher - Middle School	Grade 5
MOSLEY	CYNTHIA	Teacher - Middle School	Grade 5
MURPHY	ARIANNA	Teacher - Middle School	Grade 5
ROMANO	NICOLE	Teacher - Middle School	Grade 5
BRUGEL	JESSICA	Teacher - Middle School	Grade 6
BUDRYK	KIMBERLY	Teacher - Middle School	Grade 6

COLON	AMILA	Teacher - Middle School	Grade 6
DOOLE	REBECCA	Teacher - Middle School	Grade 6
KING	JOHN	Teacher - Middle School	Grade 6
MCNEIL	ALANA	Teacher - Middle School	Grade 6
MERLINO	PAMELA	Teacher - Middle School	Grade 6
MOISAKIS	LISA	Teacher - Middle School	Grade 6
GARABEDIAN	KATE	Teacher - Middle School	Grade 7
MCMAHON	ERIN	Teacher - Middle School	Grade 7
CLARK	KATHRYN	Teacher - Middle School	Grade 7/8
COLE	KAREN	Teacher - Middle School	Grade 7/8
DEAN	KAYLA	Teacher - Middle School	Grade 7/8
KUZARA	ALISON	Teacher - Middle School	Grade 7/8
MACKENZIE	MARYLOU	Teacher - Middle School	Grade 7/8
MAGUIRE	JILLIAN	Teacher - Middle School	Grade 7/8
MAHONEY	KATIE	Teacher - Middle School	Grade 7/8
PALMER	MATTHEW	Teacher - Middle School	Grade 7/8
POTTER	SCOTT	Teacher - Middle School	Grade 7/8
ROY	JOLANE	Teacher - Middle School	Grade 7/8
SILVA	STEPHEN	Teacher - Middle School	Grade 7/8
THEBERGE	DAWN	Teacher - Middle School	Grade 7/8
BERGH	CATHERINE	Teacher - Programmatic	ESL
GIORDANO	CHRISTOPHER	Teacher - Programmatic	ESL
PENNEY	ELIZABETH	Teacher - Programmatic	ESL
THOMPSON	EMILY	Teacher - Programmatic	ESL
HAIDAR	AMAL	Teacher - Programmatic	Special Education
THOMAS	KATELYN	Teacher - Programmatic	Special Education
IUDICE	KRISTEN	Teacher - Programmatic	Special Education
MONTOUR	MEGHAN	Teacher - Programmatic	Special Education
MORGAN	LISA	Teacher - Programmatic	Special Education
PARAS	THEODORA	Teacher - Programmatic	Special Education
PELLERITI	KATHERINE	Teacher - Programmatic	Special Education
WELCH	CHRISTINA	Teacher - Subseparate	Adjustment
WINGET	JESSICA	Teacher - Subseparate	Adjustment

Washington Elementary School
GrK to 5(2 strand)

Grade Level Staff									Programmatic Staff									
	C1	C2	C3	C4	C5	C6	C7	Flower										
PreSchool	Teacher 512903																	
	Paraprofessionals 512958																	
2nd Prek is CSA																		
Kindergarten	Teacher 512903																	
	Paraprofessionals 512958																	
1st	Teacher 512903																	
	Paraprofessionals 512958																	
2nd	Teacher 512903																	
	Paraprofessionals 512958																	
3rd	Teacher 512903																	
	Paraprofessionals 512958																	
4th	Teacher 512903																	
	Paraprofessionals 512958																	

Schoolwide/Shared Program Positions

ELLs 52%/50%		SPED Caseload 77																	
Teachers		Teachers		Teachers		Teachers		Teachers		Teachers		Teachers		Teachers		Teachers		Teachers	
ELL/Newcomer 9**10609		ABE 9**10603		SPED 9**10606		Adjustment 9**10606		LEAP 9**10606		Language 9**10606		CSA (Autism) 9**10606		1 to 1 9**10606					
Paras		Paras		Paras		Paras		Paras		Paras		Paras		Paras					

Data Tracking:	
Enrollment	261
SPED Caseload	14/14
ELL Caseload	84/32%/30%
Poverty	133/50.8

Allied Arts	Special Ed Team	Coaching/Teacher Sppt	Administration
Art 5**12603-512903	ETC 1 day/week	Math Resource FT	Principal
Music 5**12603-512903	Psychologist 1 day/week	Literacy Specialist FT	Assistant Principal
Physical Ed 5**12603-512903	Speech Therapist FT	Instructional Specialist	Clerk
Content Literacy 5**12603-512903	Occupational Therapist 2 FT	*Middle School ELA coaching	Guidance Counselor
Instructional Tech Specialist	Physical Therapist as needed		Social Worker support needed
Math Interventionist	SPED Social Worker 0.5		Custodian
ELA Interventionist	BCBA 1 day/week		
Health	Other		
Tech Ed			
Other: STEM			

Washington Roster

Washington	CUNNINGHAM	CHERYL	Administration1	Principal	\$ 123,562.92
Washington	NOLAN	CATHERINE	Administration3	Administrative Assistant	\$ 43,015.96
Washington	HUGO	CATHERINE	Coach/Curriculum Support	Literacy Specialist	\$ 88,457.00
Washington	HURLEY	GAYL	Coach/Curriculum Support	Math Resource - Part Time	\$ 87,257.00
Washington	SPINDLER	FREDERICK	Facilities	Custodial	\$ 52,042.64
Washington	RUNION	MICHAEL	Facilities	Custodial	\$ 43,045.60
Washington	CHAN	STACY	Paraprofessional	Mainstream	\$ 28,431.52
Washington	FLYNN	SUSAN	Paraprofessional	Mainstream	\$ 34,471.84
Washington	CASEY	JUDITH	Paraprofessional - IEP	1 to 1	\$ 36,834.72
Washington	BOWLES	PAMELA	Paraprofessional - Kindergarten	Kindergarten	\$ 32,757.92
Washington	REILLY	CATHERINE	Paraprofessional - Kindergarten	Kindergarten	\$ 31,969.08
Washington	BALSAMO	JUANITA	Paraprofessional - Preschool	Pre K	\$ 38,332.84
Washington	MCCABE	MARY	Paraprofessional - Subseparate	CSA	\$ 29,736.72
Washington	HAYDEN	MARYBETH	Paraprofessional - Subseparate	CSA	\$ 34,349.12
Washington	PHILLIPS	ELIZABETH	Paraprofessional - Subseparate	CSA	\$ 28,247.44
Washington	ROBLES	JANITZA	Paraprofessional - Subseparate	CSA	\$ 23,511.80
Washington	CRUZ	ROY	Paraprofessional - Subseparate	CSA	\$ 29,738.10
Washington	VIEIRA	KRYSTLE	Paraprofessional - Subseparate	CSA	\$ 30,720.04
Washington	CORREA	DANIELA	Paraprofessional - Subseparate	CSA	\$ 25,608.44
Washington	DAUTEUIL	KAREN	Paraprofessional - Subseparate	CSA	\$ 26,948.04
Washington	PEREZ	GINA	Paraprofessional - Subseparate	CSA	\$ 22,144.20
Washington	MACPHAIL	LESLIE	Teacher - Allied Arts	Art	\$ 89,444.68
Washington	COMTOIS	MARCIE	Teacher - Allied Arts	Content Literacy	\$ 85,546.76
Washington	KATZ	LAURA	Teacher - Allied Arts	Music	\$ 77,298.52
Washington	ZANANIRI	NABEEL	Teacher - Allied Arts	Phys Ed	\$ 80,574.52
Washington	SEQUEIRA PLUNKETT	JENNIFER	Teacher - Classroom	Grade 1	\$ 85,546.76
Washington	BRADY	ASHLEY	Teacher - Classroom	Grade 1	\$ 74,713.60
Washington	MCCOY	SUSAN	Teacher - Classroom	Grade 2	\$ 86,351.72
Washington	BURNS	KARA	Teacher - Classroom	Grade 2	\$ 86,351.72
Washington	DESHLER	RICHARD	Teacher - Classroom	Grade 3	\$ 85,680.40
Washington	HOGAN	BETH	Teacher - Classroom	Grade 3	\$ 88,313.68
Washington	SGOUROS	JOANNE	Teacher - Classroom	Grade 4	\$ 73,498.36
Washington	AVELINO	MONICA	Teacher - Classroom	Grade 4	\$ 78,613.08
Washington	CAHILL-ZDON	DIANE	Teacher - Kindergarten	Kindergarten	\$ 70,000.00
Washington	QUIRBACH	ELIZABETH	Teacher - Kindergarten	Kindergarten	\$ 78,072.80
Washington	FALLON	CATHERINE	Teacher - Preschool	Pre K	\$ 79,820.00
Washington	UPTON	HEIDI	Teacher - Programmatic	ELL	\$ 49,133.76
Washington	REIDT	RUTHANN	Teacher - Programmatic	Special Education	\$ 63,618.36
Washington	PARRINGTON	COLLEEN	Teacher - Programmatic	Special Education	\$ 46,640.36
Washington	DONOVAN	COREY	Teacher- Subseparate	CSA 2-4	\$ 80,995.72
Washington	BOWLBY	MARGARET	Teacher- Subseparate	CSA K-1	\$ 86,351.72
Washington	MOREHOUSE	NICOLE	Teacher- Subseparate	CSA PreK	\$ 73,498.36

Staff Salary Book
May 6, 2019

Staff Salary Book

Please note that for ease of use, the salaries associated with each function code were included in the body of the budget. Since teachers and paras are both two "positions" that could not fit, a sub section for salaries was created for both of these.

This section includes the following:

- Teachers are summarized in this first section sorted similarly to the descriptors in the budget book for easy cross referencing.
- Paras are also summarized in this section in simple list format. This insert was kept in its raw format to show the difficulty with the split year increases. The Collective Bargaining Agreements contain grids for first day, mid-year and last day. However, it does not include a grid for total cost for FY19/20. This para insert shows how multiple grids and calculations were used to figure out the split year increases and costs for FY19/20.
- Overall staff salaries charged to the General Fund. This has been sorted by the DESE function code for easy cross referencing with the Budget Book.
- The next section shows the staff salaries that are charged to grants.

Preschool Teachers

			FTE	School	FY18/19	FY19/20
ARGUOYAN	SOPHIA	TEACHER PRESCHOOL	1.0	MURKLAND	\$ 88,078.00	\$ 89,839.56
BALDWIN	ELIZABETH	TEACHER PRESCHOOL	1.0	LONG TERM SUBSTITUTE	\$ 54,535.52	\$ 59,609.00
BOWLEN	SARAH	TEACHER PRESCHOOL	1.0	MURKLAND	\$ 85,393.36	\$ 89,151.00
CONLON	LORI	TEACHER PRESCHOOL	1.0	GREENHALGE	\$ 71,520.28	\$ 76,122.00
COTE	DONNA	TEACHER PRESCHOOL	1.0	BAILEY	\$ 82,186.00	\$ 85,879.00
DOLAN	TRICIA	TEACHER PRESCHOOL	1.0	LINCOLN	\$ 81,416.40	\$ 83,055.00
DOWLING	KATHLEEN	TEACHER PRESCHOOL	1.0	MCAULIFFE	\$ 81,416.40	\$ 83,055.00
FALLON	CATHERINE	TEACHER PRESCHOOL	1.0	WASHINGTON	\$ 80,185.56	\$ 81,798.00
FRASER	JESSICA	TEACHER PRESCHOOL	1.0	LINCOLN	\$ 80,628.08	\$ 82,249.00
GENEST	TRACY	TEACHER PRESCHOOL	1.0	PAWTUCKET MEMORIAL	\$ 82,186.00	\$ 85,879.00
GORDON	JULIE	TEACHER PRESCHOOL	1.0	MCAULIFFE	\$ 85,393.36	\$ 87,110.00
GREEN	SHANNON	TEACHER PRESCHOOL	1.0	SHAUGHNESSY	\$ 86,606.00	\$ 88,348.00
HART	ERIN	TEACHER PRESCHOOL	1.0	GREENHALGE	\$ 84,605.56	\$ 86,306.00
HILLMAN	ERIN	TEACHER PRESCHOOL	1.0	CARDINAL O'CONNELL	\$ 81,416.40	\$ 83,055.00
HISLOP	ANNE-MARIE	TEACHER PRESCHOOL	1.0	MCAVINNUE	\$ 84,605.56	\$ 86,306.00
JEDRASZEK	CAROLYN	TEACHER PRESCHOOL	1.0	GREENHALGE	\$ 74,968.40	\$ 80,428.00
KOHR	DEBORAH	TEACHER PRESCHOOL	1.0	MOREY	\$ 87,258.36	\$ 91,041.00
MARTINEAU	KATHLEEN	TEACHER PRESCHOOL	1.0	CARDINAL O'CONNELL	\$ 90,080.12	\$ 93,931.00
MCKELVIE	LYNN	TEACHER PRESCHOOL	1.0	MOREY	\$ 88,078.64	\$ 89,849.00
SAMPSON	CINDY LYNN	TEACHER PRESCHOOL	1.0	GREENHALGE	\$ 82,615.52	\$ 86,306.00
TENCZAR	LISA	TEACHER PRESCHOOL	1.0	CARDINAL O'CONNELL	\$ 71,464.68	\$ 76,063.00
VEIGA	CHRISTINE	TEACHER PRESCHOOL	1.0	MOREY	\$ 80,185.56	\$ 81,798.00
			22.0		\$ 1,784,823.76	\$ 1,847,177.56

Kindergarten Teachers

			FTE	School	FY18/19	FY19/20
BARIBEAULT	DANIELLE	TEACHER KINDERGARTEN	1.0	GREENHALGE	\$ 67,990.00	\$ 72,521.00
BERNARD	TIFFANY	TEACHER KINDERGARTEN	1.0	BAILEY	\$ 85,474.48	\$ 87,191.00
BOI	TUNDE	TEACHER KINDERGARTEN	1.0	ROGERS	\$ 67,990.00	\$ 72,521.00
BOISVERT	LEAH	TEACHER KINDERGARTEN	1.0	REILLY	\$ 68,881.80	\$ 74,222.00
BOISVERT	SARAH	TEACHER KINDERGARTEN	1.0	SHAUGHNESSY	\$ 54,535.52	\$ 59,609.00
BONFANTI	LAURA	TEACHER KINDERGARTEN	1.0	PYNE JOSEPH G	\$ 82,615.52	\$ 84,277.00
BONIN	KACIE	TEACHER KINDERGARTEN	1.0	ROGERS	\$ 65,679.64	\$ 70,164.00
BURGESS	BARBARA	TEACHER KINDERGARTEN	1.0	MCAULIFFE	\$ 80,628.08	\$ 82,249.00
CAHILL-ZDON	DIANE	TEACHER KINDERGARTEN	1.0	WASHINGTON	\$ 88,078.64	\$ 89,849.00
CLEMENTE	ADAM	TEACHER KINDERGARTEN	1.0	DALEY	\$ 81,416.40	\$ 83,055.00
COLE	TARA	TEACHER KINDERGARTEN	1.0	BAILEY	\$ 85,393.36	\$ 87,110.00
COPPINGER	KERRYANN	TEACHER KINDERGARTEN	1.0	SHAUGHNESSY	\$ 81,597.88	\$ 87,191.00
COREA	ELIZABETH	TEACHER KINDERGARTEN	1.0	ROGERS	\$ 93,235.38	\$ 95,109.00
COTMAN-EL	MANSUR	TEACHER KINDERGARTEN	1.0	PAWTUCKET MEMORIAL	\$ 54,536.16	\$ 59,609.00
DE SOUSA	FATIMA	TEACHER KINDERGARTEN	1.0	MOODY	\$ 82,615.52	\$ 86,306.00
DEBASITIS	MARY ELLEN	TEACHER KINDERGARTEN	1.0	MCAULIFFE	\$ 88,078.64	\$ 91,891.00
DESCHENEAX	ELIZABETH	TEACHER KINDERGARTEN	1.0	GREENHALGE	\$ 74,968.40	\$ 80,428.00
DILLON	KATIE	TEACHER KINDERGARTEN	1.0	LINCOLN	\$ 70,547.88	\$ 75,920.00
DUNHAM	KELLEY	TEACHER KINDERGARTEN	1.0	REILLY	\$ 66,675.44	\$ 71,967.00
ENOS-LANDSTEINER	ALLISA	TEACHER KINDERGARTEN	1.0	PAWTUCKET MEMORIAL	\$ 86,090.16	\$ 87,822.00
FARIA	CARA	TEACHER KINDERGARTEN	1.0	PYNE JOSEPH G	\$ 57,110.04	\$ 61,689.00
FENNELL	JESSICA	TEACHER KINDERGARTEN	1.0	SHAUGHNESSY	\$ 81,416.40	\$ 83,055.00
FULTON	SHERRY	TEACHER KINDERGARTEN	1.0	MCAULIFFE	\$ 88,606.96	\$ 93,606.96
GALLAGHER	SHELAGH	TEACHER KINDERGARTEN	1.0	MOODY	\$ 60,473.92	\$ 64,851.00
GENNINGER	JESSICA	TEACHER KINDERGARTEN	1.0	MURKLAND	\$ 71,879.08	\$ 77,280.00
GILLIS	AMY	TEACHER KINDERGARTEN	1.0	REILLY	\$ 93,235.48	\$ 95,109.00
GRIER	ANDREA	TEACHER KINDERGARTEN	1.0	GREENHALGE	\$ 67,990.00	\$ 72,521.00
KELLETT	MELYNDA	TEACHER KINDERGARTEN	1.0	LONG TERM SUBSTITUTES	\$ 47,573.24	\$ 60,000.00
KELLY	ERIN	TEACHER KINDERGARTEN	1.0	LINCOLN	\$ 80,628.08	\$ 82,249.00
LANIER	KRISTEN	TEACHER KINDERGARTEN	1.0	MURKLAND	\$ 71,092.84	\$ 76,475.00
LAROCQUE	CATHERINE	TEACHER KINDERGARTEN	1.0	MOREY	\$ 80,628.08	\$ 82,249.00
LAWLOR	SUZANNE	TEACHER KINDERGARTEN	1.0	MCAVINNUE	\$ 74,968.40	\$ 80,428.00
LEMAY	BRIANNE	TEACHER KINDERGARTEN	1.0	ROGERS	\$ 78,844.48	\$ 80,428.00
LIM	SOVANNAVY	TEACHER KINDERGARTEN	1.0	PYNE JOSEPH G	\$ 91,233.48	\$ 95,109.00
MARTINEAU	FELISHA	TEACHER KINDERGARTEN	1.0	MCAVINNUE	\$ 74,968.40	\$ 80,428.00
MCCABE	CRISTINA	TEACHER KINDERGARTEN	1.0	ROGERS	\$ 95,235.92	\$ 100,235.92
MICHAUD	MICHAELA	TEACHER KINDERGARTEN	1.0	REILLY	\$ 74,968.40	\$ 80,428.00
MILLETT	HILLARY	TEACHER KINDERGARTEN	1.0	MURKLAND	\$ 57,110.04	\$ 61,689.00
MURPHY	JANET	TEACHER KINDERGARTEN	1.0	BARTLETT	\$ 94,325.70	\$ 99,325.70
ORTIZ	SAMARA	TEACHER KINDERGARTEN	1.0	GREENHALGE	\$ 47,573.24	\$ 60,000.00
QUIRBACH	ELIZABETH	TEACHER KINDERGARTEN	1.0	WASHINGTON	\$ 74,968.40	\$ 80,428.00
RACHAL	KERRI	TEACHER KINDERGARTEN	1.0	PAWTUCKET MEMORIAL	\$ 64,890.80	\$ 69,358.00

Kindergarten Teachers

REYNOLDS GARCIA	ABBIE	TEACHER KINDERGARTEN
ROYLOS	BETH	TEACHER KINDERGARTEN
SAVOIE	DANIELLE	TEACHER KINDERGARTEN
SMITH	SARRAH	TEACHER KINDERGARTEN
SVEGLIATI	NANCY	TEACHER KINDERGARTEN
SWEENEY	CHRISTINE	TEACHER KINDERGARTEN
TERWILLIGER	TARYN	TEACHER KINDERGARTEN
TUTEIN	CHARLENE	TEACHER KINDERGARTEN
WRIGHT	DANIELLE	TEACHER KINDERGARTEN

FTE	School	FY18/19	FY19/20
1.0	BAILEY	\$ 91,233.48	\$ 93,068.00
1.0	LINCOLN	\$ 84,605.56	\$ 88,348.00
1.0	MOREY	\$ 84,605.56	\$ 88,348.00
1.0	LONG TERM SUBSTITUTES	\$ 50,116.92	\$ 55,102.00
1.0	MURKLAND	\$ 74,422.74	\$ 77,740.00
1.0	MCAULIFFE	\$ 83,405.92	\$ 87,110.00
1.0	GREENHALGE	\$ 80,628.08	\$ 82,249.00
1.0	SHAUGHNESSY	\$ 83,405.92	\$ 85,083.00
1.0	BAILEY	\$ 80,628.08	\$ 82,249.00
51.0		\$ 3,869,802.54	\$ 4,075,250.58

Elementary Teachers

ABRAMS	ERIN	TEACHER GRADE 2
ALMEIDA	CATHERINE	TEACHER GRADE 1
ALONARDO	MELISSA	TEACHER GRADE 4
AMOS	MARY KATE	TEACHER GRADE 4
ARMSTRONG	BETH ANN	TEACHER GRADE 4
AVELINO	MONICA	TEACHER GRADE 4
BAER	ANDREA	TEACHER GRADE 4
BARR	AMANDA	TEACHER ELEMENTARY
BARTER	CELESTE	TEACHER GRADE 4
BEAUVAIS	KATHY	TEACHER GRADE 4
BEDARD	TARA	TEACHER GRADE 4
BERGER	JENNIFER	TEACHER ELEMENTARY
BERNIER	CATHERINE	TEACHER GRADE 1
BILODEAU	ALISON	TEACHER GRADE 3
BONFILIO	KIMBERLY	TEACHER GRADE 4
BOWDEN	CARL	TEACHER GRADE 3
BRADY	ASHLEY	TEACHER GRADE 1
BREEN	CATHERINE	TEACHER ELEMENTARY
BROPHY	RACHEL	TEACHER GRADE 2
BURGESS-MACINTOSH	KATE	TEACHER ELEMENTARY
BURNS	DALE	TEACHER GRADE 2
BURNS	KARA	TEACHER GRADE 2
BUTLER	KATHRYN	TEACHER GRADE 1
CALLAHAN	TARA	TEACHER GRADE 2
CAPPELLINI	SUSAN	TEACHER GRADE 2
CATANZANO	KATHERINE	TEACHER GRADE 4
CAYER	ANNAMARIE	TEACHER ELEMENTARY
CHAKARIAN	NANCY	TEACHER GRADE 2
CHASE	JUDITH	TEACHER ELEMENTARY
COIMBRA	DANIELLE	TEACHER GRADE 3
CONANT	ANNE	TEACHER GRADE 1
CONKLIN	ELLEN	TEACHER ELEMENTARY
CONNORS	TAMMY	TEACHER GRADE 2
COSTELLO	AMY	TEACHER GRADE 2
COTTA	MICHAEL	TEACHER ELEMENTARY
CRONIN	CARRIE	TEACHER ELEMENTARY
CROTTY	KRISTEN	TEACHER GRADE 1
CUMMISKEY	CHRISTIANN	TEACHER GRADE 1
DANEAU	VALERIE	TEACHER GRADE 3
DARCY	KERI	TEACHER ELEMENTARY
DAVIS	LELA	TEACHER GRADE 1
DEARTH	MELISSA	TEACHER GRADE 3

FTE	School	FY18/19	FY19/20
1.0	MCAVINNUE	\$ 85,393.36	\$ 87,110.00
1.0	ROGERS	\$ 65,679.64	\$ 70,164.00
1.0	ROGERS	\$ 64,320.88	\$ 69,590.00
1.0	MOREY	\$ 81,416.40	\$ 83,055.00
1.0	MOREY	\$ 91,233.48	\$ 93,068.00
1.0	WASHINGTON	\$ 74,968.40	\$ 80,428.00
1.0	BAILEY	\$ 68,782.48	\$ 73,325.00
1.0	SHAUGHNESSY	\$ 67,990.00	\$ 72,521.00
1.0	SHAUGHNESSY	\$ 81,416.40	\$ 83,055.00
1.0	MURKLAND	\$ 92,080.04	\$ 97,080.04
1.0	MCAULIFFE	\$ 85,393.36	\$ 87,110.00
1.0	ROGERS	\$ 84,101.68	\$ 85,792.00
1.0	PAWTUCKET MEMORIAL	\$ 81,416.40	\$ 83,055.00
1.0	REILLY	\$ 78,198.12	\$ 79,769.00
1.0	PAWTUCKET MEMORIAL	\$ 89,246.04	\$ 93,068.00
1.0	MCAULIFFE	\$ 80,628.08	\$ 82,249.00
1.0	WASHINGTON	\$ 80,628.08	\$ 82,249.00
1.0	LINCOLN	\$ 87,393.80	\$ 91,192.00
1.0	ROGERS	\$ 87,257.56	\$ 89,012.00
1.0	MCAVINNUE	\$ 65,062.40	\$ 69,529.00
1.0	PAWTUCKET MEMORIAL	\$ 80,628.08	\$ 82,249.00
1.0	WASHINGTON	\$ 88,078.64	\$ 89,849.00
1.0	BARTLETT	\$ 74,564.88	\$ 80,017.00
1.0	PAWTUCKET MEMORIAL	\$ 84,101.68	\$ 85,792.00
1.0	GREENHALGE	\$ 80,185.56	\$ 83,838.00
1.0	LINCOLN	\$ 87,257.56	\$ 89,012.00
1.0	MCAULIFFE	\$ 78,844.48	\$ 80,428.00
1.0	SHAUGHNESSY	\$ 86,431.28	\$ 91,431.28
1.0	REILLY	\$ 78,844.48	\$ 82,249.00
1.0	LONG TERM SUBSTITUTES	\$ 57,110.04	\$ 61,689.00
1.0	MOREY	\$ 91,233.48	\$ 95,109.00
1.0	SHAUGHNESSY	\$ 86,089.92	\$ 89,849.00
1.0	PYNE JOSEPH G	\$ 81,416.40	\$ 83,055.00
1.0	MOODY	\$ 71,092.84	\$ 76,475.00
1.0	MCAVINNUE	\$ 68,782.48	\$ 73,325.00
1.0	GREENHALGE	\$ 80,628.08	\$ 82,249.00
1.0	ROGERS	\$ 80,628.08	\$ 82,249.00
1.0	SHAUGHNESSY	\$ 82,615.68	\$ 86,306.00
1.0	BARTLETT	\$ 81,416.40	\$ 83,055.00
1.0	ROGERS	\$ 80,628.08	\$ 82,249.00
1.0	MCAULIFFE	\$ 80,628.08	\$ 82,249.00
1.0	BAILEY	\$ 80,628.08	\$ 82,249.00

Elementary Teachers

DELIBERO	KIM-SOO	TEACHER GRADE 3
DELUCIA	HEATHER	TEACHER GRADE 1
DEMATTEIS	JULIE	TEACHER GRADE 2
DESHLER	RICHARD	TEACHER GRADE 3
DEVLIN	CATHY	TEACHER GRADE 4
DION	STEPHANIE	TEACHER ELEMENTARY
DOHERTY	KATIE	TEACHER ELEMENTARY
DONOVAN	SARAH	TEACHER GRADE 3
DONOVAN	HOLLY	TEACHER ELEMENTARY
DOUCETTE	GEORGIANA	TEACHER GRADE 4
DUCHESNE	KATRINA	TEACHER GRADE 3
DWIRE	PAULA	TEACHER GRADE 3
EACRETT	HOPE	TEACHER GRADE 1
EBERIEL	MELISSA	TEACHER GRADE 1
EDWARDS	CARI-ANN	TEACHER GRADE 2
FABERY	MARIA	TEACHER ELEMENTARY
FARRELL-SCHIRMAN	MARYJO	TEACHER GRADE 4
FEBO	MADELINE	TEACHER GRADE 3
FENDELL	NAOMI	TEACHER ELEMENTARY
FERNANDEZ	JOSHUA	TEACHER ELEMENTARY
FIGUEIREDO	KARA	TEACHER ELEMENTARY
FLAHERTY	KATHLEEN	TEACHER ELEMENTARY
FLAHIVE	SHANNON	TEACHER ELEMENTARY
FLOOR	CASSANDRA	TEACHER ELEMENTARY
FLYNN	JANICE	TEACHER GRADE 1
FRANCISCO	REBECCA	TEACHER GRADE 3
GALLAGHER	CARA	TEACHER GRADE 4
GALLAGHER	TARYN	TEACHER GRADE 4
GALLAGHER	JESSICA	TEACHER ELEMENTARY
GELARDERES	DEBORAH	TEACHER GRADE 2
GILLIS	JULIE	TEACHER GRADE 4
GILMAN	ALYSSA	CSR TEACHER - 1ST GRADE
GOOR	ARTEMIS	TEACHER ELEMENTARY
GORDON	LOIS	TEACHER GRADE 3
GOULD	JULIE	TEACHER GRADE 1
GUDEWICH	CAITLIN	TEACHER ELEMENTARY
HACKETT	CARLENE	TEACHER ELEMENTARY
HENNESSEY	JOYCE	TEACHER ELEMENTARY
HOGAN	BETH	TEACHER ELEMENTARY
HUNT	TARA	TEACHER GRADE 1
IBARGUEN	STEVEN	TEACHER GRADE 3
IPPOLITO	AMY	TEACHER ELEMENTARY

FTE	School	FY18/19	FY19/20
1.0	LINCOLN	\$ 80,628.08	\$ 82,249.00
1.0	BAILEY	\$ 58,435.00	\$ 62,768.00
1.0	MURKLAND	\$ 80,628.08	\$ 82,249.00
1.0	WASHINGTON	\$ 87,393.80	\$ 89,151.00
1.0	BAILEY	\$ 82,615.52	\$ 86,306.00
1.0	PAWTUCKET MEMORIAL	\$ 74,422.92	\$ 75,920.00
1.0	GREENHALGE	\$ 74,968.40	\$ 80,428.00
1.0	MOODY	\$ 81,416.40	\$ 83,055.00
1.0	GREENHALGE	\$ 78,844.48	\$ 80,428.00
1.0	BAILEY	\$ 84,605.56	\$ 86,306.00
1.0	PAWTUCKET MEMORIAL	\$ 78,441.48	\$ 83,971.00
1.0	GREENHALGE	\$ 81,416.40	\$ 83,055.00
1.0	BAILEY	\$ 68,782.48	\$ 73,325.00
1.0	LINCOLN	\$ 80,628.08	\$ 82,249.00
1.0	MCAVINNUE	\$ 85,393.36	\$ 87,110.00
1.0	BARTLETT	\$ 86,606.00	\$ 90,388.00
1.0	SHAUGHNESSY	\$ 80,185.56	\$ 83,838.00
1.0	MCAULIFFE	\$ 86,606.00	\$ 90,388.00
1.0	PAWTUCKET MEMORIAL	\$ 71,879.08	\$ 77,280.00
1.0	MCAULIFFE	\$ 80,628.08	\$ 82,249.00
1.0	MCAVINNUE	\$ 71,092.84	\$ 76,475.00
1.0	MOREY	\$ 89,246.04	\$ 91,041.00
1.0	MURKLAND	\$ 54,015.52	\$ 58,259.00
1.0	MOREY	\$ 78,844.48	\$ 82,249.00
1.0	MOODY	\$ 82,186.00	\$ 83,838.00
1.0	LINCOLN	\$ 57,110.04	\$ 61,689.00
1.0	SHAUGHNESSY	\$ 75,757.24	\$ 81,234.00
1.0	MCAVINNUE	\$ 84,101.68	\$ 87,822.00
1.0	REILLY	\$ 75,757.24	\$ 81,234.00
1.0	BAILEY	\$ 90,851.28	\$ 95,851.28
1.0	MCAVINNUE	\$ 54,015.52	\$ 58,259.00
1.0	LINCOLN	\$ 85,393.98	\$ 87,110.00
1.0	MURKLAND	\$ 88,078.64	\$ 91,891.00
1.0	MOREY	\$ 82,186.00	\$ 83,838.00
1.0	LINCOLN	\$ 83,405.92	\$ 87,110.00
1.0	REILLY	\$ 74,968.40	\$ 80,428.00
1.0	BAILEY	\$ 82,317.04	\$ 85,792.00
1.0	ROGERS	\$ 86,090.16	\$ 89,849.00
1.0	WASHINGTON	\$ 82,615.52	\$ 84,277.00
1.0	PAWTUCKET MEMORIAL	\$ 86,090.16	\$ 89,849.00
1.0	MOODY	\$ 85,393.36	\$ 89,151.00
1.0	REILLY	\$ 78,844.48	\$ 82,249.00

Elementary Teachers

JOHNSON	SARAH	TEACHER ELEMENTARY
JONES	STEPHANIE	TEACHER ELEMENTARY
KEENAN	CHRISTINE	TEACHER ELEMENTARY
KELLY	LEANNE	TEACHER GRADE 2
KELSEY	PATRICIA	TEACHER GRADE 2
KENNEDY	MARIAH	TEACHER ELEMENTARY
KEOHANE	BETHANY	TEACHER GRADE 2
KHARFEN	RACHEL	TEACHER ELEMENTARY PUBLISHING
KLOBUCHER	LISA	TEACHER GRADE 1
KLOBUCHER	MARGUERITE	TEACHER ELEMENTARY
KOPICKO	KIM	TEACHER ELEMENTARY
KOUY	MELISSA	TEACHER ELEMENTARY
KOWALSKI	MELANIE	TEACHER GRADE 2
KRUG	MARGARET	TEACHER ELEMENTARY
KULARSKI	JESSICA	TEACHER ELEMENTARY
KULEZA	ELIZABETH	TEACHER GRADE 3
LABRECQUE	EMILY	TEACHER GRADE 4
LAMARRE ANDERSON	LAURA	TEACHER ELEMENTARY
LANZI	KATIE	TEACHER ELEMENTARY
LARGENTON	THERESA	TEACHER GRADE 1
LAROCQUE	KATHLEEN	TEACHER GRADE 3
LAWRENCE	KAITLYN	TEACHER GRADE 4
LAWRENSON	GWENYTH	TEACHER GRADE 2
LEBRON COLON	VIVIEN	TEACHER GRADE 2
LEVIN	AUDREY	TEACHER ELEMENTARY
LIVINGSTON	SARAH	TEACHER GRADE 3
LOVOY	JULIE	TEACHER GRADE 3
LUBINSKI	CAITLYN	TEACHER GRADE 1
MACHADO	JENNIFER	TEACHER GRADE 1
MACLEAN	DIANE	TEACHER GRADE 3
MAHONEY	ANASTASIA	TEACHER GRADE 2
MAKUMBI	JESSICA	TEACHER ELEMENTARY
MARANDOLA	KATHLEEN	TEACHER GRADE 3
MARCHINO	CAITLYN	TEACHER ELEMENTARY
MARSHALL	KERRY	TEACHER GRADE 1
MARTIN	BRITTANY	TEACHER GRADE 2
MCCOY	SUSAN	TEACHER GRADE 2
MCGAFFIGAN	KERRIE	TEACHER GRADE 4
MCHUGH	ELLEN	TEACHER GRADE 4
MCNAMARA	MARY	TEACHER ELEMENTARY
MCQUEEN	ELISE	TEACHER ELEMENTARY
MEEHAN-GILET	MAUREEN	TEACHER ELEMENTARY

FTE	School	FY18/19	FY19/20
1.0	MCAULIFFE	\$ 61,531.08	\$ 66,195.00
1.0	ROGERS	\$ 55,328.00	\$ 60,416.00
1.0	MURKLAND	\$ 65,679.64	\$ 70,164.00
1.0	MOREY	\$ 80,628.08	\$ 82,249.00
1.0	MCAULIFFE	\$ 81,418.26	\$ 85,083.00
1.0	REILLY	\$ 75,757.24	\$ 81,234.00
1.0	BAILEY	\$ 89,246.04	\$ 93,068.00
1.0	BARTLETT	\$ 87,393.80	\$ 89,151.00
1.0	MOODY	\$ 81,416.40	\$ 83,055.00
1.0	REILLY	\$ 65,785.20	\$ 70,269.00
1.0	MURKLAND	\$ 71,879.08	\$ 77,280.00
1.0	ROGERS	\$ 80,628.08	\$ 82,249.00
1.0	LINCOLN	\$ 82,615.52	\$ 86,306.00
1.0	LINCOLN	\$ 64,890.80	\$ 69,358.00
1.0	PAWTUCKET MEMORIAL	\$ 71,465.16	\$ 76,063.00
1.0	GREENHALGE	\$ 86,090.16	\$ 87,822.00
1.0	BAILEY	\$ 86,090.16	\$ 87,822.00
1.0	ROGERS	\$ 82,317.04	\$ 85,792.00
1.0	SHAUGHNESSY	\$ 82,615.52	\$ 84,277.00
1.0	BAILEY	\$ 93,235.48	\$ 95,109.00
1.0	MCAULIFFE	\$ 89,246.04	\$ 93,068.00
1.0	REILLY	\$ 79,634.36	\$ 83,055.00
1.0	MCAVINNUE	\$ 81,416.40	\$ 83,055.00
1.0	MCAULIFFE	\$ 86,090.16	\$ 87,822.00
1.0	MCAULIFFE	\$ 67,990.00	\$ 72,521.00
1.0	PYNE JOSEPH G	\$ 71,879.64	\$ 77,280.00
1.0	SHAUGHNESSY	\$ 75,757.24	\$ 81,234.00
1.0	SHAUGHNESSY	\$ 71,092.84	\$ 76,475.00
1.0	GREENHALGE	\$ 83,405.92	\$ 87,110.00
1.0	BARTLETT	\$ 88,078.64	\$ 89,849.00
1.0	MOREY	\$ 90,079.50	\$ 91,891.00
1.0	MCAVINNUE	\$ 65,679.64	\$ 70,164.00
1.0	PAWTUCKET MEMORIAL	\$ 89,246.04	\$ 93,068.00
1.0	GREENHALGE	\$ 50,116.56	\$ 55,102.00
1.0	PAWTUCKET MEMORIAL	\$ 84,101.68	\$ 87,822.00
1.0	PAWTUCKET MEMORIAL	\$ 71,879.08	\$ 77,280.00
1.0	WASHINGTON	\$ 88,078.64	\$ 89,849.00
1.0	MCAULIFFE	\$ 82,615.52	\$ 86,306.00
1.0	MCAULIFFE	\$ 80,185.56	\$ 83,838.00
1.0	PAWTUCKET MEMORIAL	\$ 88,606.96	\$ 93,606.96
1.0	ROGERS	\$ 88,078.64	\$ 91,891.00
1.0	PAWTUCKET MEMORIAL	\$ 80,628.08	\$ 82,249.00

Elementary Teachers

MELLO	DEVON	TEACHER ELEMENTARY
MENDONCA	LORNA	TEACHER GRADE 3
MENDONCA	TAYLOR	TEACHER ELEMENTARY
MORSE	BRIDGET	TEACHER GRADE 1
MOSCHETTI	KAYLA	TEACHER ELEMENTARY
MOYNIHAN	JENNIFER	TEACHER ELEMENTARY
MURPHY	CAITLIN	TEACHER GRADE 1
MURPHY	AARON	TEACHER ELEMENTARY
NANGLE	KATIE	TEACHER ELEMENTARY
NOEL	LISA	TEACHER GRADE 1
NOLAN	JACLYN	TEACHER ELEMENTARY
ODONNELL	LAUREN	TEACHER ELEMENTARY
OLSON	CHRISTINE	TEACHER GRADE 4
PANAGOPOULOS	ANTHE	TEACHER GRADE 4
PANNETON	MAURA	TEACHER ELEMENTARY
PAPPATHAN	PATRICIA	TEACHER ELEMENTARY
PAQUETTE	AMANDA	TEACHER ELEMENTARY
PARISI	ERIN	TEACHER ELEMENTARY
PARKHURST	TRACY	TEACHER ELEMENTARY
PEIRCE	KIM	TEACHER GRADE 4
PERRY	SHARON	TEACHER GRADE 2
PIANTAGGINI	SANDRA	TEACHER GRADE 3
PIPER	DAVIS	TEACHER ELEMENTARY
PIZZANO	KYM	TEACHER GRADE 4
PUTNAM	MATTHEW	TEACHER ELEMENTARY
QUEALY	ERIN	TEACHER GRADE 1
QUINLAN	DANIELLE	TEACHER GRADE 3
RAUTENBERG	JANEL	TEACHER ELEMENTARY
REGINA	ANDREA	TEACHER ELEMENTARY
REIS	DONNA	TEACHER GRADE 3
RENNIE	STEPHANIE	TEACHER GRADE 2
REYNOLDS	MARTHA	TEACHER GRADE 4
RICH	DEBRA	TEACHER GRADE 1
RIDDLE-DUFFY	JOANN	TEACHER GRADE 3
RINDO	ANN	TEACHER GRADE 1
ROSE	BONNIE	TEACHER GRADE 1
ROSS	SARAH	TEACHER GRADE 4
RYAN	CLAIRE	TEACHER ELEMENTARY
SAVASTANO	EMILY	TEACHER GRADE 2
SCANNELL	PRISCILLA	TEACHER GRADE 4
SEQUEIRA PLUNKETT	JENNIFER	TEACHER GRADE 1
SERPE	LINDSAY	TEACHER GRADE 3

FTE	School	FY18/19	FY19/20
1.0	LINCOLN	\$ 64,890.80	\$ 69,358.00
1.0	PAWTUCKET MEMORIAL	\$ 92,080.04	\$ 97,080.04
1.0	GREENHALGE	\$ 54,015.52	\$ 58,259.00
1.0	BAILEY	\$ 79,634.36	\$ 83,055.00
1.0	GREENHALGE	\$ 50,116.56	\$ 55,102.00
1.0	MURKLAND	\$ 54,015.52	\$ 58,259.00
1.0	LONG TERM SUBSTITUTES	\$ 60,473.92	\$ 64,851.00
1.0	MURKLAND	\$ 71,879.08	\$ 77,280.00
1.0	MCAVINNUE	\$ 50,116.56	\$ 55,102.00
1.0	BARTLETT	\$ 86,090.16	\$ 89,849.00
1.0	SHAUGHNESSY	\$ 85,474.48	\$ 89,012.00
1.0	GREENHALGE	\$ 78,441.48	\$ 83,971.00
1.0	BAILEY	\$ 89,246.04	\$ 91,041.00
1.0	PYNE JOSEPH G	\$ 54,535.52	\$ 59,609.00
1.0	PYNE JOSEPH G	\$ 88,078.64	\$ 89,849.00
1.0	MOODY	\$ 81,416.40	\$ 83,055.00
1.0	GREENHALGE	\$ 81,416.40	\$ 83,055.00
1.0	ROGERS	\$ 80,628.08	\$ 82,249.00
1.0	GREENHALGE	\$ 71,092.84	\$ 76,475.00
1.0	BAILEY	\$ 84,605.56	\$ 86,306.00
1.0	LINCOLN	\$ 84,186.96	\$ 89,186.96
1.0	MOREY	\$ 90,080.12	\$ 91,891.00
1.0	GREENHALGE	\$ 50,116.56	\$ 55,102.00
1.0	MCAVINNUE	\$ 87,257.56	\$ 89,012.00
1.0	PYNE JOSEPH G	\$ 71,092.84	\$ 76,475.00
1.0	MURKLAND	\$ 79,634.36	\$ 83,055.00
1.0	MURKLAND	\$ 78,844.48	\$ 80,428.00
1.0	PYNE JOSEPH G	\$ 60,473.92	\$ 64,851.00
1.0	LINCOLN	\$ 85,474.48	\$ 89,012.00
1.0	SHAUGHNESSY	\$ 80,185.56	\$ 83,838.00
1.0	ROGERS	\$ 83,405.92	\$ 85,083.00
1.0	MOODY	\$ 82,186.00	\$ 83,838.00
1.0	MURKLAND	\$ 71,092.84	\$ 76,475.00
1.0	PAWTUCKET MEMORIAL	\$ 90,080.12	\$ 91,891.00
1.0	BAILEY	\$ 95,235.92	\$ 100,235.92
1.0	PYNE JOSEPH G	\$ 87,393.80	\$ 91,192.00
1.0	BARTLETT	\$ 74,968.40	\$ 80,428.00
1.0	LINCOLN	\$ 74,564.88	\$ 80,017.00
1.0	GREENHALGE	\$ 78,441.48	\$ 83,971.00
1.0	MOODY	\$ 74,564.88	\$ 80,017.00
1.0	WASHINGTON	\$ 87,257.56	\$ 89,012.00
1.0	MURKLAND	\$ 71,879.08	\$ 77,280.00

Elementary Teachers

SGOUROS	JOANNE	TEACHER GRADE 4
SHERWOOD	JULIANNE	TEACHER GRADE 4
SILVA	STEPHEN	TEACHER GRADE 2
SILVESTRONE	ALISHA	TEACHER GRADE 4
SPELLISSY	KATHERINE	TEACHER ELEMENTARY
ST LAWRENCE	DOUGLAS	TEACHER ELEMENTARY
STASIAK	ALLISON	TEACHER ELEMENTARY
TEVNAN KENNEDY	LESLIE	TEACHER ELEMENTARY
THERIAULT	LEIGHA	TEACHER GRADE 4
TRAINOR	MARCELLA	TEACHER ELEMENTARY
TROMBLY	LAUREN	TEACHER GRADE 2
TRUDEL	ELIZABETH	TEACHER ELEMENTARY
TRULL	VICTORIA	TEACHER ELEMENTARY
TUDRYN	LINDA	TEACHER GRADE 4
UNGER	KERIANN	TEACHER ELEMENTARY
UONG	SOPHEAR	TEACHER GRADE 1
UVANNI	SUSAN	TEACHER GRADE 2
VEILLEUX	RACHEL	TEACHER GRADE 4
VIEIRA	MELISSA	TEACHER ELEMENTARY
VILLANO	PAIGE	TEACHER ELEMENTARY
VONKAHLE	AMY	TEACHER ELEMENTARY
WAGNER	MICHELLE	TEACHER ELEMENTARY
WALSH	DORNA	TEACHER GRADE 1
WALSH	KATELYN	TEACHER GRADE 2
WAYNE	JUDITH	TEACHER GRADE 4
WEINTRAUB	JESSICA	TEACHER GRADE 3
WELCH	BETHANNE	TEACHER GRADE 3
WILLIAMS	JEANANN	TEACHER ELEMENTARY
YAU	KATELYN	TEACHER GRADE 2
ZORBAS	MELISSA	TEACHER GRADE 2

FTE	School	FY18/19	FY19/20
1.0	WASHINGTON	\$ 90,080.12	\$ 91,891.00
1.0	MCAVINNUE	\$ 80,628.08	\$ 82,249.00
1.0	WANG	\$ 75,757.24	\$ 81,234.00
1.0	REILLY	\$ 74,564.88	\$ 80,017.00
1.0	MOREY	\$ 81,416.40	\$ 85,083.00
1.0	MURKLAND	\$ 93,235.48	\$ 95,109.00
1.0	ROGERS	\$ 71,092.84	\$ 76,475.00
1.0	ROGERS	\$ 81,416.40	\$ 83,055.00
1.0	MCAULIFFE	\$ 80,628.08	\$ 82,249.00
1.0	LINCOLN	\$ 68,782.48	\$ 73,325.00
1.0	GREENHALGE	\$ 80,628.08	\$ 82,249.00
1.0	BARTLETT	\$ 89,246.04	\$ 91,041.00
1.0	ROGERS	\$ 54,535.52	\$ 59,609.00
1.0	BAILEY	\$ 86,090.16	\$ 87,822.00
1.0	MOREY	\$ 80,628.08	\$ 82,249.00
1.0	MCAULIFFE	\$ 82,186.00	\$ 85,879.00
1.0	MOREY	\$ 91,233.48	\$ 93,068.00
1.0	MOREY	\$ 86,090.16	\$ 87,822.00
1.0	SHAUGHNESSY	\$ 68,782.48	\$ 73,325.00
1.0	GREENHALGE	\$ 71,092.84	\$ 76,475.00
1.0	REILLY	\$ 85,474.48	\$ 89,012.00
1.0	MCAVINNUE	\$ 74,422.92	\$ 75,920.00
1.0	MURKLAND	\$ 92,080.04	\$ 97,080.04
1.0	MURKLAND	\$ 79,634.10	\$ 83,055.00
1.0	SHAUGHNESSY	\$ 90,851.28	\$ 95,851.28
1.0	ROGERS	\$ 88,078.64	\$ 89,849.00
1.0	REILLY	\$ 93,235.48	\$ 95,109.00
1.0	LINCOLN	\$ 74,422.92	\$ 77,740.00
1.0	ROGERS	\$ 71,092.84	\$ 76,475.00
1.0	BARTLETT	\$ 85,393.36	\$ 87,110.00

ESL Teachers

			FTE	School	FY18/19	FY19/20
ATHAYDE	MARIANA	TEACHER ESL	1.0	ROGERS	\$ 68,782.48	\$ 73,325.00
BANNERMAN	JULIE	TEACHER ESL	1.0	STOKLOSA	\$ 61,531.08	\$ 66,195.00
BARLOW	TIFFANY	TEACHER ESL	1.0	BUTLER	\$ 59,323.16	\$ 63,944.00
BARRETT	JANICE	TEACHER ESL	1.0	LOWELL HIGH	\$ 88,078.64	\$ 89,849.00
BELL	COURTNEY	TEACHER ESL	1.0	MOLLOY	\$ 64,890.80	\$ 69,358.00
BERGH	CATHERINE	TEACHER ESL	1.0	WANG	\$ 86,090.16	\$ 87,822.00
BISHOP	DOUGLAS	TEACHER ESL	1.0	ROBINSON	\$ 93,235.48	\$ 95,109.00
BOUCHER	CATHERINE	TEACHER ESL	1.0	DALEY	\$ 86,090.16	\$ 89,849.00
BRUNELAS	CHERYL	TEACHER ESL	1.0	STOKLOSA	\$ 93,235.48	\$ 95,109.00
BURROWS	CAROLINE	TEACHER ESL	1.0	ROBINSON	\$ 57,110.04	\$ 61,689.00
CABRERA DE SOTO	ALTAGRACIA	TEACHER	1.0	SULLIVAN	\$ 96,390.42	\$ 98,328.00
CASSELLA	ANGELA	TEACHER BILINGUAL	1.0	REILLY	\$ 85,393.36	\$ 89,151.00
CHEN	LIPING	TEACHER ESL	1.0	LINCOLN	\$ 75,757.08	\$ 81,234.00
CHIN-CHAP	SOPHIA	TEACHER BILINGUAL	1.0	LINCOLN	\$ 87,393.80	\$ 89,151.00
COFFEY	DEIRDRE	TEACHER ESL	1.0	BUTLER	\$ 88,078.64	\$ 89,849.00
COLON	KRISTEN	TEACHER ESL	1.0	LOWELL HIGH	\$ 89,246.04	\$ 93,068.00
CROWLEY	LIZETTE	TEACHER BILINGUAL SPANISH	1.0	MCAULIFFE	\$ 91,233.48	\$ 95,109.00
CRUZ	ANA	TEACHER BILINGUAL SPANISH	1.0	REILLY	\$ 89,394.76	\$ 94,394.76
CUMMINGS	KAYLEE	TEACHER ESL	1.0	ROBINSON	\$ 58,435.00	\$ 62,768.00
DRINAN	KATHLEEN	TEACHER ESL	1.0	MURKLAND	\$ 84,605.56	\$ 86,306.00
DURKIN	DOROTHY	TEACHER ESL	1.0	PAWTUCKET MEMORIAL	\$ 95,235.92	\$ 100,235.92
ESCHMANN	KRISTEN	TEACHER BILINGUAL	1.0	STOKLOSA	\$ 89,246.04	\$ 93,068.00
FIOCCA-STERN	MARIANNE	TEACHER ESL	1.0	BAILEY	\$ 86,090.16	\$ 87,822.00
FLEURY	HOLLY	TEACHER ESL	1.0	ROGERS	\$ 71,879.64	\$ 77,280.00
GALVIN	LORI	TEACHER ESL	1.0	LOWELL HIGH	\$ 67,990.00	\$ 72,521.00
GARABEDIAN	PAULA	TEACHER ESL	1.0	LOWELL HIGH	\$ 91,233.48	\$ 95,109.00
GERVAIS	MARIBEL	TEACHER BILINGUAL	1.0	MCAVINNUE	\$ 90,080.12	\$ 91,891.00
GIAVROUTAS	SARAH	TEACHER ESL	1.0	ROBINSON	\$ 82,317.04	\$ 85,792.00
GIORDANO	CHRISTOPHER	TEACHER ESL	1.0	WANG	\$ 78,844.48	\$ 80,428.00
GOODICK	MELINDA	TEACHER ESL	1.0	BUTLER	\$ 92,080.04	\$ 97,080.04
GORMAN	JILLIAN	TEACHER ESL	1.0	LOWELL HIGH	\$ 84,101.68	\$ 85,792.00
GOULD	NICOLE	TEACHER BILINGUAL CAMBODIAN 6	1.0	SULLIVAN	\$ 86,090.16	\$ 89,849.00
GRIFFIN	MARY	TEACHER ESL	1.0	LINCOLN	\$ 81,597.88	\$ 87,191.00
HA	KATHERINE	TEACHER ESL	1.0	MURKLAND	\$ 86,090.16	\$ 89,849.00
HONG-TITH	VYADA	TEACHER BILINGUAL CAMBODIAN	1.0	STOKLOSA	\$ 88,606.98	\$ 93,606.98
HYSLIP	SUZANNE	TEACHER ESL	1.0	ROBINSON	\$ 61,531.08	\$ 66,195.00
KEHOE	ERIN	TEACHER ESL	1.0	LOWELL HIGH	\$ 84,101.68	\$ 87,822.00
KENNEDY	MARGARET	TEACHER ESL	1.0	LOWELL HIGH	\$ 76,208.08	\$ 77,740.00
LANDER	JESSICA	TEACHER ESL	1.0	LOWELL HIGH	\$ 67,990.86	\$ 72,521.00
LOEUNG	SOVANN-THI	TEACHER BILINGUAL	1.0	BARTLETT	\$ 86,606.00	\$ 88,348.00
LUNN	LINDA	TEACHER ESL	1.0	ROGERS	\$ 56,224.48	\$ 60,514.00

ESL Teachers

MARKS	SHELLY	TEACHER ESL
MAYO	JENNIFER	TEACHER ESL
NICHOLS-CASEY	KAREN	TEACHER ESL
NUTILE	ELIZABETH	TEACHER ESL
OUNG	VONG	TEACHER ESL
PEAL	JULIE	TEACHER ESL
PENNEY	ELIZABETH	TEACHER ESL
PUGH	BERNADETTE	TEACHER ESL
QUILES	DIANA	TEACHER ESL
QUILES	RAFAEL	TEACHER SPANISH
RADZIK	CHRISTOPHER	TEACHER ESL
ROBINSON	PATRICIA	TEACHER ESL
RONAN	KATHRYN	TEACHER ESL
RYDER	PRISCILLA	TEACHER ESL
SCHULTZ	KRISTEN	TEACHER ESL
SILK	SUSAN	TEACHER ESL
SIMPSON	MELISSA	TEACHER ESL
SOUSA	AIMEE	TEACHER ESL
SULLIVAN	ARACELIS	TEACHER ESL
THOMPSON	EMILY	TEACHER ESL
TRAVAGLINI	ELIZABETH	TEACHER ESL
UPTON	HEIDI	TEACHER ESL
VERZONE	JACQUELINE	TEACHER ESL
WATTS	APRIL	TEACHER BILINGUAL 4
WHALEN	PAULA	TEACHER ESL
WILLIAMSON	ELAINE	TEACHER ESL
WOO	AMY	TEACHER ESL
ZEMETRES	JULIA ISABEL	TEACHER ESL

FTE	School	FY18/19	FY19/20
1.0	MCAVINNUE	\$ 88,078.64	\$ 91,891.00
1.0	SHAUGHNESSY	\$ 81,416.40	\$ 85,083.00
1.0	MOREY	\$ 87,257.56	\$ 89,012.00
1.0	ADULT EDUCATION	\$ 50,116.56	\$ 55,102.00
1.0	STOKLOSA	\$ 86,606.10	\$ 88,348.00
1.0	MCAULIFFE	\$ 74,968.40	\$ 80,428.00
1.0	WANG	\$ 75,757.24	\$ 81,234.00
1.0	PAWTUCKET MEMORIAL	\$ 88,606.96	\$ 93,606.96
1.0	LONG TERM SUBSTITUTES	\$ 54,016.20	\$ 58,259.00
1.0	LOWELL HIGH	\$ 80,628.08	\$ 82,249.00
1.0	LOWELL HIGH	\$ 91,233.48	\$ 93,068.00
1.0	STOKLOSA	\$ 88,078.64	\$ 91,891.00
1.0	LOWELL HIGH	\$ 71,092.84	\$ 76,475.00
1.0	MCAVINNUE	\$ 82,317.04	\$ 83,971.00
1.0	LOWELL HIGH	\$ 80,628.08	\$ 82,249.00
1.0	ADULT EDUCATION	\$ 88,078.64	\$ 89,849.00
1.0	BARTLETT	\$ 89,394.76	\$ 94,394.76
1.0	DALEY	\$ 85,393.36	\$ 89,151.00
1.0	LOWELL HIGH	\$ 90,080.12	\$ 93,931.00
1.0	WANG	\$ 91,233.48	\$ 93,068.00
1.0	SULLIVAN	\$ 91,233.48	\$ 93,068.00
1.0	MOODY	\$ 84,101.68	\$ 85,792.00
1.0	LONG TERM SUBSTITUTES	\$ 60,473.92	\$ 64,851.00
1.0	MURKLAND	\$ 89,246.04	\$ 91,041.00
1.0	LOWELL HIGH	\$ 74,422.92	\$ 75,920.00
1.0	GREENHALGE	\$ 86,606.00	\$ 90,388.00
1.0	LOWELL HIGH	\$ 80,628.08	\$ 82,249.00
1.0	LOWELL HIGH	\$ 88,078.64	\$ 89,849.00
69.0		\$ 5,588,214.92	\$ 5,818,681.42

Underfunded
\$ 1,057,851.92

Middle School Teachers

			FTE	School	FY18/19	FY19/20
BEDFORD	TYLER	Teacher Middle School	1.0	ROGERS	\$ 58,435.00	\$ 62,768.00
BEJANIANCE	DONNA	Teacher Middle School	1.0	DALEY	\$ 88,078.64	\$ 89,849.00
BROADHURST	KIM	TEACHER GRADE 6	1.0	SULLIVAN	\$ 82,396.08	\$ 86,093.00
BRUNELAS	GINA	TEACHER GRADE 5	1.0	STOKLOSA	\$ 82,317.04	\$ 85,792.00
BRUNELLE	JAMES	TEACHER GRADE 5	1.0	ROGERS	\$ 88,078.64	\$ 91,891.00
BUCCARELLI	KIMBERLY	Teacher Middle School	1.0	BARTLETT	\$ 67,990.00	\$ 72,521.00
CAROLAN	ANN MARIE	TEACHER GRADE 5 MAINSTREAM	1.0	ROGERS	\$ 92,080.04	\$ 97,080.04
CHAPUT	ESTELLE	Teacher Middle School	1.0	STOKLOSA	\$ 84,605.56	\$ 86,306.00
CHASE	SHAWN	Teacher Middle School	1.0	WANG	\$ 88,078.64	\$ 89,849.00
CLARK	KATHRYN	Teacher Middle School	1.0	WANG	\$ 90,080.12	\$ 91,891.00
COPPINGER	KIMBERLLY	TEACHER GRADE 5	1.0	ROBINSON	\$ 90,080.12	\$ 93,931.00
CYMBURA	KATHLEEN	TEACHER GRADE 8	1.0	WANG	\$ 88,078.64	\$ 89,849.00
DASILVA	ANABELA	Teacher Middle School	1.0	SULLIVAN	\$ 85,393.36	\$ 87,110.00
DOWD	SHARON	TEACHER GRADE 5	1.0	BUTLER	\$ 88,078.64	\$ 89,849.00
DOWNING	JOANNE	Teacher Middle School	1.0	BARTLETT	\$ 86,090.16	\$ 87,822.00
DUGGAN	BRYAN	Teacher Middle School	1.0	STOKLOSA	\$ 68,881.80	\$ 74,222.00
EARLY	ANN	TEACHER GRADE 6	1.0	BUTLER	\$ 83,405.92	\$ 85,083.00
EWING	CHELSEA	TEACHER GRADE 6	1.0	BUTLER	\$ 57,110.04	\$ 61,689.00
FISCHELIS	WILLIAM	Teacher Middle School	1.0	ROBINSON	\$ 71,465.16	\$ 76,063.00
FLORENCE	WILLIAM	TEACHER GRADE 5	1.0	BUTLER	\$ 76,208.08	\$ 77,740.00
FOSS	CARL	Teacher Middle School	1.0	BARTLETT	\$ 64,890.80	\$ 69,358.00
GARABEDIAN	KATE	TEACHER GRADE 5 MAINSTREAM	1.0	WANG	\$ 74,564.88	\$ 80,017.00
GRATTA	MICHAEL	TEACHER GRADE 5	1.0	STOKLOSA	\$ 75,757.24	\$ 81,234.00
HOFFMAN	TODD	Teacher Middle School	1.0	BUTLER	\$ 82,317.04	\$ 83,971.00
HOLLOWAY	LAUREN	Teacher Middle School	1.0	DALEY	\$ 71,879.08	\$ 77,280.00
HURLEY	GAYL	TEACHER GRADE 5	1.0	MOODY	\$ 87,257.56	\$ 89,012.00
KINNEY	SHERIANNE	TEACHER GRADE 5	1.0	MOODY	\$ 74,968.40	\$ 80,428.00
KUZARA	ALISON	Teacher Middle School	1.0	WANG	\$ 50,116.56	\$ 55,102.00
LYNCH	CATHERINE	TEACHER SOCIAL STUDIES	1.0	MCAVINNUE	\$ 78,844.48	\$ 80,428.00
MACLEOD	SUSAN	TEACHER GRADE 6	1.0	ROBINSON	\$ 86,090.16	\$ 87,822.00
MAGNUSON	JEFFREY	Teacher Middle School	1.0	PYNE JOSEPH G	\$ 64,890.80	\$ 69,358.00
MARSHALL	VIRGINIA	TEACHER GRADE 6	1.0	ROBINSON	\$ 89,246.04	\$ 93,068.00
MARTIN	MARTHA	TEACHER GRADE 5 MAINSTREAM	1.0	MOODY	\$ 80,628.08	\$ 82,249.00
MAZZONE	ROBERT	Teacher Middle School	1.0	ROGERS	\$ 50,116.56	\$ 55,102.00
MCMAHON	ERIN	Teacher Middle School	1.0	WANG	\$ 84,605.56	\$ 86,306.00
MIRANDA	KAREN	Teacher Middle School	1.0	DALEY	\$ 76,208.08	\$ 79,769.00
MITRANO	MARYSA	Teacher Middle School	1.0	SULLIVAN	\$ 54,535.52	\$ 59,609.00
NEAGLE	MICHAEL	Teacher Middle School	1.0	PYNE JOSEPH G	\$ 87,258.36	\$ 89,012.00
PALMER	MATTHEW	Teacher Middle School	1.0	WANG	\$ 80,876.64	\$ 86,456.00
PAPANASTASIOU	DENISE	TEACHER GRADE 5 MAINSTREAM	1.0	PYNE JOSEPH G	\$ 93,235.48	\$ 95,109.00

Middle School Teachers

POLLARD	CHERYL	TEACHER GRADE 5
PRATO	DONNA	TEACHER GRADE 6
QUIROZ	CARLA	TEACHER GRADE 6
REIS	CLAIRE	TEACHER GRADE 5
REYNOLDS	NANCY	TEACHER GRADE 6
RICHARDS	PAMELA	Teacher Middle School
RIDDELL	MARY	TEACHER GRADE 6
ROWSELL	LISA	TEACHER GRADE 5
SKREKAS	GEORGIA	TEACHER GRADE 5
SMITH	PATRICIA	TEACHER GRADE 7
SOTO	RAFAEL	TEACHER GRADE 6
SPARKES-SWEPSON	TANYA	Teacher Middle School
ST LOUIS	LINDSEY	Teacher Middle School
TEAGUE	JAMIE	TEACHER GRADE 5 MAINSTREAM
THEBERGE	DAWN	TEACHER GRADE 6
WALSH	LISA	TEACHER GRADE 5
WHITE GREEN	HEATHER	TEACHER GRADE 6

FTE	School	FY18/19	FY19/20
1.0	STOKLOSA	\$ 83,405.92	\$ 87,110.00
1.0	DALEY	\$ 90,079.50	\$ 93,931.00
1.0	DALEY	\$ 91,233.48	\$ 93,068.00
1.0	REILLY	\$ 89,393.64	\$ 94,393.64
1.0	PYNE JOSEPH G	\$ 95,235.92	\$ 100,235.92
1.0	ROBINSON	\$ 86,090.16	\$ 89,849.00
1.0	ROBINSON	\$ 91,234.08	\$ 95,109.00
1.0	STOKLOSA	\$ 82,396.08	\$ 86,093.00
1.0	STOKLOSA	\$ 86,606.10	\$ 88,348.00
1.0	SULLIVAN	\$ 80,628.08	\$ 82,249.00
1.0	ROBINSON	\$ 94,389.54	\$ 96,287.00
1.0	BUTLER	\$ 74,968.40	\$ 80,428.00
1.0	DALEY	\$ 51,992.22	\$ 60,000.00
1.0	SULLIVAN	\$ 82,615.52	\$ 84,277.00
1.0	WANG	\$ 86,090.16	\$ 87,822.00
1.0	REILLY	\$ 84,186.96	\$ 89,186.96
1.0	DALEY	\$ 84,101.68	\$ 85,792.00
57.0		\$ 4,559,866.44	\$ 4,752,267.56

Math Teachers

AHERN	JODI	TEACHER MATH
ALREKABI	FIRAS	TEACHER MATH
ALVES	VITOR	TEACHER MATH SCIENCE 6
BATURIN	ANNA	TEACHER MATH
BAUER	SUSAN	TEACHER MATH
BELLEROSE	HEATHER	TEACHER MATH
BELLEROSE	STEPHANIE	TEACHER MATH
BOLIANITES	CHARLES	TEACHER MATH
BOUTSELIS	BOPHA	TEACHER MATH
BUCKLEY	MARK	TEACHER MATH
BUDRYK	KIMBERLY	TEACHER MATH
CAHILL	CLARA	TEACHER MATH SCIENCE 6
CARAVOULIAS	BRAD	TEACHER MATH 7
CARR	DELANEY	TEACHER MATH
CHACE	LAURA	TEACHER MATH
COLE	KAREN	TEACHER MATH 7
COLON	AMILA	TEACHER MATH
CONWAY	SUSAN	TEACHER MATH
CREEGAN	PAUL	TEACHER MATH
DELEHANTY	SARAH	TEACHER MATH
DEXTER	KIMBERLY	TEACHER MATH
DUNBAR	MEGHAN	TEACHER MATH 8
EARLEY	KRISTA	TEACHER MATH
FAZIOLI	PHILIP	TEACHER MATH 7
FERREIRA	ADAM	TEACHER MATH
FERREIRA	LENA	TEACHER MATH
FRASSA	ASHLEY	TEACHER MATH
FREEMAN	KEVIN	TEACHER MATH
GALVIN	AMY	TEACHER MATH 8
GRAZIANI	NANCY	TEACHER MATH SCIENCE 6
GUERRIERO	AMY	TEACHER MATH
HARTY	KATHLEEN	TEACHER MATH
JARVIS	STEPHEN	TEACHER MATH
JEPSON	RACHAEL	TEACHER MATH 7
JEWER	NANCY	TEACHER MATH
JOHNSON	TAYLOR	TEACHER MATH
KABRIEL	ELIZABETH	TEACHER MATH
KELLEY-MUON	MOLLY	TEACHER MATH SCIENCE 6
KOZA	JANET	TEACHER MATH
KULLBERG	CAITLIN	TEACHER MATH SCIENCE 6

FTE	School	FY18/19	FY19/20
1.0	LOWELL HIGH	\$ 91,233.48	\$ 93,068.00
1.0	BARTLETT	\$ 68,218.92	\$ 72,748.00
1.0	DALEY	\$ 65,679.64	\$ 70,164.00
1.0	LOWELL HIGH	\$ 59,323.16	\$ 63,944.00
1.0	ROBINSON	\$ 59,224.20	\$ 63,573.00
1.0	MCAVINNUE	\$ 80,628.08	\$ 82,249.00
1.0	LOWELL HIGH	\$ 59,323.16	\$ 63,944.00
1.0	LOWELL HIGH	\$ 92,080.04	\$ 97,080.04
1.0	LOWELL HIGH	\$ 79,634.36	\$ 81,234.00
1.0	ROBINSON	\$ 74,968.40	\$ 80,428.00
1.0	WANG	\$ 82,615.52	\$ 84,277.00
1.0	BUTLER	\$ 61,531.08	\$ 66,195.00
1.0	STOKLOSA	\$ 63,572.60	\$ 68,014.00
1.0	LOWELL HIGH	\$ 62,319.40	\$ 67,663.00
1.0	LOWELL HIGH	\$ 83,405.92	\$ 85,083.00
1.0	WANG	\$ 80,628.08	\$ 82,249.00
1.0	WANG	\$ 80,628.08	\$ 82,249.00
1.0	LONG TERM SUBSTITUTES	\$ 67,990.86	\$ 72,521.00
1.0	LOWELL HIGH	\$ 84,605.56	\$ 86,306.00
1.0	PAWTUCKET MEMORIAL	\$ 78,417.56	\$ 79,993.00
1.0	LOWELL HIGH	\$ 64,890.80	\$ 69,358.00
1.0	STOKLOSA	\$ 84,101.68	\$ 85,792.00
1.0	LOWELL HIGH	\$ 95,235.92	\$ 100,235.92
1.0	ROBINSON	\$ 60,473.92	\$ 64,851.00
1.0	LOWELL HIGH	\$ 71,092.84	\$ 76,475.00
1.0	LOWELL HIGH	\$ 84,101.68	\$ 85,792.00
1.0	DALEY	\$ 71,879.08	\$ 77,280.00
1.0	BUTLER	\$ 91,233.48	\$ 93,068.00
1.0	BARTLETT	\$ 63,572.60	\$ 68,014.00
1.0	SULLIVAN	\$ 57,110.04	\$ 61,689.00
1.0	BUTLER	\$ 81,416.40	\$ 83,055.00
1.0	LOWELL HIGH	\$ 80,628.08	\$ 82,249.00
1.0	LOWELL HIGH	\$ 86,090.16	\$ 89,849.00
1.0	DALEY	\$ 84,101.68	\$ 87,822.00
1.0	STOKLOSA	\$ 65,785.20	\$ 70,269.00
1.0	ROBINSON	\$ 50,116.56	\$ 55,102.00
1.0	BUTLER	\$ 80,628.08	\$ 82,249.00
1.0	BUTLER	\$ 89,246.04	\$ 91,041.00
1.0	STOKLOSA	\$ 89,246.04	\$ 93,068.00
1.0	DALEY	\$ 54,015.52	\$ 58,259.00

Math Teachers

			FTE	School	FY18/19	FY19/20
LAURO	AMY	TEACHER MATH	1.0	STOKLOSA	\$ 82,615.52	\$ 84,277.00
LIM	CHINSAN	TEACHER MATH 8	1.0	STOKLOSA	\$ 50,116.56	\$ 55,102.00
LIM	CHINSAN	TEACHER MATH 8	1.0	STOKLOSA	\$ 91,233.48	\$ 95,109.00
LOPES	FERNANDA	TEACHER MATH	1.0	BUTLER	\$ 74,422.92	\$ 77,740.00
MACKENZIE	MARYLOU	TEACHER MATH 8	1.0	WANG	\$ 87,257.56	\$ 91,041.00
MADDEN	ELIZABETH	TEACHER MATH	1.0	WANG	\$ 85,393.36	\$ 89,151.00
MAGUIRE	JILLIAN	TEACHER MATH	1.0	WANG	\$ 81,416.40	\$ 83,055.00
MANNING	JEFFREY	TEACHER MATH	1.0	ROBINSON	\$ 67,990.00	\$ 72,521.00
MAY	LAUREN	TEACHER MATH SCIENCE 6	1.0	SULLIVAN	\$ 85,393.36	\$ 87,110.00
MAYNARD	JENNIFER	TEACHER MATH	1.0	BAILEY	\$ 85,393.36	\$ 87,110.00
MCARDLE	NICHOLAS	TEACHER MATH 7	1.0	SULLIVAN	\$ 50,116.56	\$ 55,102.00
MCDONOUGH	GEOFFREY	TEACHER MATH	1.0	MOREY	\$ 86,090.16	\$ 87,822.00
MCGEOWN	ELAINE	TEACHER MATH	1.0	LOWELL HIGH	\$ 91,233.48	\$ 93,068.00
MCLAUGHLIN	ERINN	TEACHER MATH SCIENCE 6	1.0	ROGERS	\$ 57,110.04	\$ 61,689.00
MCLEAN	KATHRYN	TEACHER MATH SCIENCE 6	1.0	DALEY	\$ 68,881.80	\$ 74,222.00
MCNEIL	ALANA	TEACHER MATH	1.0	WANG	\$ 67,990.00	\$ 72,521.00
MCQUAID	ELIZABETH	TEACHER MATH	1.0	LOWELL HIGH	\$ 54,015.52	\$ 58,259.00
MEYER	VIRGINIA	TEACHER MATH	1.0	LOWELL HIGH	\$ 93,235.48	\$ 95,109.00
MOISAKIS	LISA	TEACHER MATH SCIENCE 6	1.0	WANG	\$ 84,101.68	\$ 85,792.00
MORASSE	PATRICK	TEACHER MATH	1.0	LOWELL HIGH	\$ 90,411.72	\$ 92,230.00
MORETTI	MICHAEL	TEACHER MATH	1.0	STOKLOSA	\$ 86,090.16	\$ 87,822.00
MOSLEY	CYNTHIA	TEACHER MATH 8	1.0	WANG	\$ 83,406.12	\$ 85,083.00
MURPHY	ARIANNA	TEACHER MATH	1.0	WANG	\$ 57,110.04	\$ 61,689.00
NGUYEN	TODD	TEACHER MATH 7	1.0	DALEY	\$ 88,078.62	\$ 91,891.00
NUCEFORA	JESSICA	TEACHER MATH SCIENCE 7	1.0	ROGERS	\$ 80,628.08	\$ 82,249.00
ODONOHUE	RAIGEN	TEACHER MATH SCIENCE 6	1.0	SULLIVAN	\$ 67,990.00	\$ 72,521.00
OEUR	THY	TEACHER MATH	1.0	LOWELL HIGH	\$ 88,078.64	\$ 91,891.00
OLSEN	HILARY	TEACHER MATH	1.0	ROBINSON	\$ 82,317.04	\$ 83,971.00
ONEIL	GREGORY	TEACHER MATH	1.0	MOLLOY	\$ 76,208.08	\$ 77,740.00
ONEIL	CHRISTOPHER	TEACHER MATH	1.0	LOWELL HIGH	\$ 80,628.08	\$ 82,249.00
ONEILL	ANGELA	TEACHER MATH	1.0	SULLIVAN	\$ 84,101.68	\$ 87,822.00
PAPPALARDO	CHRISTINA	TEACHER MATH 7	1.0	BUTLER	\$ 74,422.92	\$ 77,740.00
PATTERSON	TIMOTHY	TEACHER MATH	1.0	LOWELL HIGH	\$ 89,246.04	\$ 91,041.00
PERKINS	JARED	TEACHER MATH 8	1.0	PYNE JOSEPH G	\$ 67,990.00	\$ 72,521.00
PHAM	ALEXANDER	TEACHER MATH	1.0	LOWELL HIGH	\$ 59,323.16	\$ 63,944.00
RAMOS	ERIKA	TEACHER MATH	1.0	ROBINSON	\$ 78,441.48	\$ 83,971.00
ROPER	CAM	TEACHER MATH	1.0	STOKLOSA	\$ 60,473.92	\$ 64,851.00
ROSSETTI	NICHOLAS	TEACHER MATH	1.0	LOWELL HIGH	\$ 57,110.04	\$ 61,689.00
SANTARPIO	KRISANNE	TEACHER MATH	1.0	LOWELL HIGH	\$ 93,235.48	\$ 95,109.00
SANTORO	JOSEPH	TEACHER MATH 7	1.0	BUTLER	\$ 64,890.42	\$ 69,358.00

Math Teachers

SCHOFIELD	LAURA,	TEACHER MATH SCIENCE 6
SCIACCA	PATRICIA	TEACHER MATH
SCOTT	MICHELLE	TEACHER MATH
SKREKAS	ELIZABETH	TEACHER MATH
SMULLIGAN	JOHN	TEACHER MATH
SONIS	CRAIG	TEACHER MATH
STELZER	HOWARD	TEACHER MATH
SWEENEY	PAULA	TEACHER MATH
TODD	JEFF	TEACHER MATH
TRIPATHI	NEETI	TEACHER MATH
TUBRIDY	SARAH,	TEACHER MATH SCIENCE 6
VALASKATGIS	JOHN	TEACHER MATH
VALLIERE	KEITH	TEACHER MATH 7
WILKEY	KELLY	TEACHER MATH 8
WRIGHT	DENNISON	TEACHER MATH SCIENCE 6
ZAHARAKES	KATHLEEN	TEACHER MATH

FTE	School	FY18/19	FY19/20
1.0	BARTLETT	\$ 87,258.36	\$ 89,012.00
1.0	DALEY	\$ 74,968.40	\$ 80,428.00
1.0	BUTLER	\$ 54,015.52	\$ 58,259.00
1.0	ROBINSON	\$ 76,208.08	\$ 77,740.00
1.0	LOWELL HIGH	\$ 82,615.52	\$ 84,277.00
1.0	RIVERSIDE-BRIDGE	\$ 71,464.68	\$ 76,063.00
1.0	STOKLOSA	\$ 74,564.70	\$ 80,017.00
1.0	LOWELL HIGH	\$ 93,235.48	\$ 97,150.00
1.0	DALEY	\$ 88,626.72	\$ 90,409.00
1.0	LOWELL HIGH	\$ 74,967.90	\$ 80,428.00
1.0	SULLIVAN	\$ 61,531.26	\$ 66,195.00
1.0	ROBINSON	\$ 66,675.44	\$ 71,967.00
1.0	SULLIVAN	\$ 81,416.40	\$ 83,055.00
1.0	SULLIVAN	\$ 50,116.56	\$ 55,102.00
1.0	ROGERS	\$ 54,535.52	\$ 59,609.00
1.0	REILLY	\$ 84,605.56	\$ 86,306.00
96.0		\$ 7,211,988.96	\$ 7,537,698.96

Science Teachers

			FTE	School	FY18/19	FY19/20
ADAMS	PATRICIA	TEACHER SCIENCE 8	1.0	LOWELL HIGH	\$ 91,233.48	\$ 93,068.00
ALVES	HEIDI	TEACHER SCIENCE 7	1.0	PYNE JOSEPH G	\$ 74,968.40	\$ 80,428.00
ASA	MARISSA	TEACHER SCIENCE	1.0	LOWELL HIGH	\$ 50,116.56	\$ 55,102.00
BUDINGER	KATHERINE	TEACHER SCIENCE	1.0	RIVERSIDE-BRIDGE	\$ 71,092.84	\$ 76,475.00
CABRERA	ALEJANDRA	TEACHER SCIENCE 6	1.0	BUTLER	\$ 51,993.76	\$ 60,000.00
CARPENTER	ANN	TEACHER SCIENCE 7	1.0	STOKLOSA	\$ 89,246.04	\$ 91,041.00
COX	REBECCA	TEACHER SCIENCE	1.0	STOKLOSA	\$ 89,246.04	\$ 93,068.00
DEAN	KAYLA	TEACHER SCIENCE	1.0	WANG	\$ 63,572.60	\$ 68,014.00
DOMINQUEZ	ESTEBAN	TEACHER SCIENCE	1.0	LOWELL HIGH	\$ 91,233.48	\$ 95,109.00
DUNHAM	KEVIN	TEACHER SCIENCE	1.0	LOWELL HIGH	\$ 87,670.96	\$ 89,433.00
EDDY	BARBARA	TEACHER SCIENCE	1.0	LOWELL HIGH	\$ 86,090.16	\$ 89,849.00
GANNON	TAYLOR	TEACHER SCIENCE	1.0	LOWELL HIGH	\$ 47,573.24	\$ 60,000.00
GLASHEEN	SEAN	TEACHER SCIENCE	1.0	LOWELL HIGH	\$ 54,015.52	\$ 58,259.00
HEALEY	ERIN	TEACHER SCIENCE	1.0	SULLIVAN	\$ 66,675.44	\$ 71,967.00
HEYWOSZ	THOMAS	TEACHER SCIENCE	1.0	LONG TERM SUBSTITUTES	\$ 47,572.98	\$ 60,000.00
JORDAN	EMILIA	TEACHER SCIENCE 7	1.0	BUTLER	\$ 86,090.16	\$ 87,822.00
JUMPER	WILLIAM	TEACHER SCIENCE	1.0	LOWELL HIGH	\$ 92,399.84	\$ 94,258.00
KAPLAN	JULIETTE	TEACHER SCIENCE	1.0	ROBINSON	\$ 67,990.86	\$ 72,521.00
KING	JOHN	TEACHER SCIENCE 6	1.0	WANG	\$ 86,606.00	\$ 88,348.00
LEWIS	J. JASON	TEACHER SCIENCE 8	1.0	DALEY	\$ 82,615.52	\$ 86,306.00
LUONG-BRIDGELAND	VAN	TEACHER SCIENCE	1.0	LOWELL HIGH	\$ 78,198.12	\$ 81,798.00
MACLEOD	KIRSTEN	TEACHER SCIENCE	1.0	STOKLOSA	\$ 85,393.36	\$ 87,110.00
MCANANEY	KILLIAN	TEACHER SCIENCE	1.0	LOWELL HIGH	\$ 82,615.52	\$ 84,277.00
MCKELLAR	MARK	TEACHER SCIENCE	1.0	BARTLETT	\$ 67,990.00	\$ 72,521.00
MCPHILLIPS	PAULA	TEACHER SCIENCE	1.0	ROBINSON	\$ 83,405.92	\$ 87,110.00
MERLINO	PAMELA	TEACHER SCIENCE	1.0	WANG	\$ 80,185.56	\$ 83,838.00
MONTEMURRO	ALISON	TEACHER SCIENCE	1.0	LOWELL HIGH	\$ 78,844.48	\$ 82,249.00
PAREDES	ALICIA	TEACHER SCIENCE	1.0	LOWELL HIGH	\$ 61,531.08	\$ 66,195.00
POTTER	SCOTT	TEACHER SCIENCE	1.0	WANG	\$ 68,881.80	\$ 74,222.00
PRENTICE	HYACINTH	TEACHER SCIENCE	1.0	SULLIVAN	\$ 91,233.48	\$ 93,068.00
RASMUSSEN	ROBERT	TEACHER SCIENCE	1.0	LOWELL HIGH	\$ 92,399.84	\$ 96,287.00
RENAUD	PAULA	TEACHER SCIENCE	1.0	SULLIVAN	\$ 54,535.52	\$ 59,609.00
ROMANO	NICOLE	TEACHER SCIENCE	1.0	WANG	\$ 78,441.48	\$ 83,971.00
SANBORN	KELLY	TEACHER SCIENCE 7	1.0	ROBINSON	\$ 80,628.08	\$ 82,249.00
SHEA	MARISA	TEACHER SCIENCE	1.0	DALEY	\$ 57,110.04	\$ 61,689.00
SILVERBERG	JASON	TEACHER SCIENCE	1.0	LOWELL HIGH	\$ 78,844.48	\$ 80,428.00
SINHA	JAYA	TEACHER SCIENCE	1.0	LOWELL HIGH	\$ 80,628.24	\$ 82,249.00

Science Teachers

SPENCER	JUSTIN	TEACHER SCIENCE
STEINBERG	EMILY	TEACHER SCIENCE
SWENSON	KYLE	TEACHER SCIENCE
THOMAS	CHRISTINE	TEACHER SCIENCE 7
URBAN	KAITLIN	TEACHER SCIENCE
VERZONE	SALLY	TEACHER SCIENCE
VILCANS	MEGAN	TEACHER SCIENCE
WINWARD	MARA	TEACHER SCIENCE
WOODWARD	ANNE	TEACHER SCIENCE

FTE	School	FY18/19	FY19/20
1.0	LOWELL HIGH	\$ 80,628.08	\$ 82,249.00
1.0	LOWELL HIGH	\$ 83,405.92	\$ 87,110.00
1.0	LONG TERM SUBSTITUTES	\$ 50,116.56	\$ 55,102.00
1.0	ROBINSON	\$ 64,890.80	\$ 69,358.00
1.0	LOWELL HIGH	\$ 85,472.52	\$ 87,191.00
1.0	LOWELL HIGH	\$ 86,089.92	\$ 89,849.00
1.0	LOWELL HIGH	\$ 65,004.68	\$ 69,737.00
1.0	LOWELL HIGH	\$ 71,092.84	\$ 76,475.00
1.0	LOWELL HIGH	\$ 96,390.32	\$ 98,328.00
46.0		\$ 3,461,962.52	\$ 3,645,337.00

Social Studies Teachers

ANSARA	KATHERINE	TEACHER SOCIAL STUDIES
BIENVENUE	ANN	TEACHER SOCIAL STUDIES
CALLAHAN	JAMES	TEACHER SOCIAL STUDIES
CAREY	JENNIFER	TEACHER SOCIAL STUDIES
CASEY	DAVID	TEACHER SOCIAL STUDIES
COLLOCA	LISA	TEACHER SOCIAL STUDIES
COMEAU	PHILIP	TEACHER SOCIAL STUDIES
COSTELLO	DEBBIE	TEACHER SOCIAL STUDIES
CROWE	MICHAEL	TEACHER SOCIAL STUDIES
DOLLIVER	KYLE	TEACHER SOCIAL STUDIES 7
DURBROW	HEATHER	TEACHER SOCIAL STUDIES
FILLMORE	ROBERTA	TEACHER SOCIAL STUDIES
GALLAGHER	GLEN	TEACHER SOCIAL STUDIES
GANGI	NICOLE	TEACHER SOCIAL STUDIES ENGLISH
HANLON	DANIEL	TEACHER SOCIAL STUDIES
HARTIGAN	JENNIFER	High School - Social Studies
JARACZ	EDWARD	TEACHER SOCIAL STUDIES
JUBINVILLE	ROBIN	TEACHER SOCIAL STUDIES ENGLISH
JUSSAUME	JOSEPH	TEACHER SOCIAL STUDIES
KEEFE	RYAN	TEACHER SOCIAL STUDIES
KEEGAN	JAMES	TEACHER SOCIAL STUDIES
KRAFT	NATHANIEL	TEACHER SOCIAL STUDIES
MCCABE	JAMES	TEACHER SOCIAL STUDIES
MORALES	KERRI	TEACHER SOCIAL STUDIES
MURPHY	DANIEL	TEACHER SOCIAL STUDIES
O'CONNOR	THOMAS	TEACHER SOCIAL STUDIES ENGLISH
PICKETT	MICHAEL	TEACHER SOCIAL STUDIES 7
PIGEON	KARA	TEACHER SOCIAL STUDIES
POPAS	AVA	TEACHER SOCIAL STUDIES 7
SELVAGGIO	CHRISTOPHER	TEACHER SOCIAL STUDIES
SZECSKAŠ	STEPHEN	TEACHER SOCIAL STUDIES
TZELIAS	GEORGE	TEACHER SOCIAL STUDIES
WATSON	JOANNE	TEACHER SOCIAL STUDIES ENGLISH

FTE	School	FY18/19	FY19/20
1.0	LOWELL HIGH	\$ 88,078.64	\$ 89,849.00
1.0	LOWELL HIGH	\$ 88,078.64	\$ 89,849.00
1.0	LOWELL HIGH	\$ 87,257.56	\$ 91,041.00
1.0	LOWELL HIGH	\$ 93,235.48	\$ 95,109.00
1.0	LOWELL HIGH	\$ 80,628.08	\$ 82,249.00
1.0	LOWELL HIGH	\$ 91,233.48	\$ 93,068.00
1.0	LOWELL HIGH	\$ 85,393.36	\$ 89,151.00
1.0	LOWELL HIGH	\$ 84,101.68	\$ 85,792.00
1.0	LOWELL HIGH	\$ 82,615.52	\$ 86,306.00
1.0	SULLIVAN	\$ 60,473.92	\$ 64,851.00
1.0	LOWELL HIGH	\$ 64,890.80	\$ 69,358.00
1.0	LOWELL HIGH	\$ 84,605.56	\$ 86,306.00
1.0	LOWELL HIGH	\$ 78,441.48	\$ 83,971.00
1.0	LONG TERM SUBSTITUTES	\$ 54,016.20	\$ 58,259.00
1.0	LOWELL HIGH	\$ 87,393.80	\$ 89,151.00
1.0	MOLLOY	\$ 78,198.12	\$ 81,798.00
1.0	LOWELL HIGH	\$ 80,628.08	\$ 82,249.00
1.0	REILLY	\$ 82,186.00	\$ 85,879.00
1.0	LOWELL HIGH	\$ 92,399.84	\$ 96,287.00
1.0	LOWELL HIGH	\$ 81,416.40	\$ 83,055.00
1.0	RIVERSIDE-BRIDGE	\$ 58,435.00	\$ 62,768.00
1.0	LOWELL HIGH	\$ 71,465.16	\$ 76,063.00
1.0	LOWELL HIGH	\$ 91,233.48	\$ 93,068.00
1.0	LOWELL HIGH	\$ 78,198.12	\$ 79,769.00
1.0	LOWELL HIGH	\$ 78,198.12	\$ 79,769.00
1.0	BUTLER	\$ 54,535.52	\$ 59,609.00
1.0	BUTLER	\$ 71,092.84	\$ 76,475.00
1.0	LOWELL HIGH	\$ 87,257.56	\$ 91,041.00
1.0	DALEY	\$ 90,080.12	\$ 91,891.00
1.0	LOWELL HIGH	\$ 93,235.48	\$ 97,150.00
1.0	LOWELL HIGH	\$ 86,090.16	\$ 87,822.00
1.0	LOWELL HIGH	\$ 71,465.16	\$ 76,063.00
1.0	ROGERS	\$ 71,092.84	\$ 76,475.00
33.0		\$ 2,627,652.20	\$ 2,731,541.00

ELA Teachers

			FTE	School	FY18/19	FY19/20
ALLEN	TADD	TEACHER ENGLISH	1.0	STOKLOSA	\$ 71,092.84	\$ 76,475.00
ALRAWY	ZEENA	TEACHER ENGLISH	1.0	LOWELL HIGH	\$ 61,531.08	\$ 66,195.00
ANZANO	ALESSONDR	TEACHER LANGUAGE ARTS	1.0	DALEY	\$ 72,758.92	\$ 78,173.00
APOSTOLOS	ELENA	TEACHER ENGLISH	1.0	LOWELL HIGH	\$ 87,257.56	\$ 89,012.00
BAUER	KENDRA	TEACHER ENGLISH	1.0	LOWELL HIGH	\$ 89,246.04	\$ 91,041.00
BEAUCHESNE	BRIGITTE	TEACHER ENGLISH	1.0	LOWELL HIGH	\$ 88,078.64	\$ 89,849.00
BERARD	DARRIN	TEACHER ENGLISH	1.0	LOWELL HIGH	\$ 82,615.52	\$ 84,277.00
BOHL	CAROLYN	TEACHER ENGLISH 7/8	1.0	DALEY	\$ 80,628.08	\$ 82,249.00
CANTY	BRENDAN	TEACHER ENGLISH	1.0	BARTLETT	\$ 57,110.04	\$ 61,689.00
CHAHINE	FADIAMARY	TEACHER LANGUAGE ARTS	1.0	LONG TERM SUBS	\$ 51,992.22	\$ 60,000.00
CLARK	LAUREN	TEACHER ENGLISH	1.0	REILLY	\$ 80,628.08	\$ 82,249.00
COLAROSS	KRISTINE	TEACHER ENGLISH 8	1.0	BUTLER	\$ 71,879.08	\$ 77,280.00
CONNERS	PHILIP	TEACHER ENGLISH 8	1.0	STOKLOSA	\$ 82,615.52	\$ 84,277.00
CULLINAN	DARCY	TEACHER LANGUAGE ARTS	1.0	RIVERSIDE-BRIDG	\$ 71,879.08	\$ 77,280.00
DESROCHES	MELISSA	TEACHER LANGUAGE ARTS	1.0	ROBINSON	\$ 71,465.16	\$ 76,063.00
DIZOGLIO	LINDSAY	TEACHER ENGLISH	1.0	MOREY	\$ 71,092.84	\$ 76,475.00
DOOLE	REBECCA	TEACHER LANGUAGE ARTS	1.0	WANG	\$ 64,890.80	\$ 69,358.00
DUBE	KATIE	TEACHER ENGLISH	1.0	LOWELL HIGH	\$ 82,615.52	\$ 84,277.00
FERRI	STEVEN	TEACHER ENGLISH	1.0	LOWELL HIGH	\$ 86,090.16	\$ 87,822.00
FONTAINE	MELISSA	TEACHER ENGLISH	1.0	DALEY	\$ 81,416.40	\$ 85,083.00
FRANCOEUR	PAUL	TEACHER ENGLISH	1.0	LOWELL HIGH	\$ 90,851.28	\$ 95,851.28
FRASER	JENNIFER	TEACHER ENGLISH	1.0	ROBINSON	\$ 60,473.92	\$ 64,851.00
GABOR	TRICIA	TEACHER ENGLISH	1.0	LOWELL HIGH	\$ 84,101.68	\$ 85,792.00
GALPEAU	ASHLEY	TEACHER ENGLISH	1.0	SULLIVAN	\$ 80,628.08	\$ 82,249.00
GALVIN	MICHAELA	TEACHER ENGLISH	1.0	STOKLOSA	\$ 71,092.84	\$ 76,475.00
GEORGE	RHEANNA	TEACHER ENGLISH 7	1.0	BARTLETT	\$ 71,879.08	\$ 77,280.00
GIORDANO	ANTHONY	TEACHER ENGLISH	1.0	LOWELL HIGH	\$ 78,844.48	\$ 82,249.00
GOYETTE	DEANNA	TEACHER ENGLISH	1.0	BUTLER	\$ 58,435.00	\$ 62,768.00
HARDING	GEORGE	TEACHER ENGLISH	1.0	STOKLOSA	\$ 82,186.00	\$ 83,838.00
HICKEY	CHRISTOPHER	TEACHER ENGLISH	1.0	MOLLOY	\$ 80,628.08	\$ 82,249.00
HOFFMAN	JACQUELINE	TEACHER ENGLISH	1.0	LOWELL HIGH	\$ 65,004.68	\$ 69,737.00
JOHNSON	DEBORAH	TEACHER ENGLISH	1.0	SULLIVAN	\$ 79,634.36	\$ 83,055.00
KEEFE	KATHLEEN	TEACHER ENGLISH	1.0	LOWELL HIGH	\$ 84,101.68	\$ 85,792.00
KEEFE	MARK	TEACHER ENGLISH	1.0	LOWELL HIGH	\$ 82,615.52	\$ 84,277.00
KING	AARON	TEACHER ENGLISH 8	1.0	BUTLER	\$ 50,116.56	\$ 55,102.00
LAUGHLIN	BRYANNA	TEACHER ENGLISH	1.0	LOWELL HIGH	\$ 54,015.52	\$ 58,259.00
LEBLANC	CHANTAL	TEACHER ENGLISH	1.0	BARTLETT	\$ 61,531.08	\$ 66,195.00
LUCAS	LAUREN	TEACHER ENGLISH	1.0	BARTLETT	\$ 81,416.40	\$ 83,055.00
MACDONALD	JENNIFER	TEACHER ENGLISH 7	1.0	BUTLER	\$ 89,246.04	\$ 91,041.00
MAHONEY	KATIE	TEACHER ENGLISH 8	1.0	WANG	\$ 80,628.08	\$ 82,249.00

ELA Teachers

MARTINEZ	MEGAN	TEACHER ENGLISH
MCCARTHY	LYNNE	TEACHER ENGLISH
MCDONALD	MELISSA	TEACHER ENGLISH 8
MCDONOUGH	GREGORY	TEACHER ENGLISH
MCGRATH	ERIN	TEACHER ENGLISH 7
MCKENNA	SIOBHAN	TEACHER ENGLISH
MCKIERNAN	KELLEY	TEACHER LANGUAGE ARTS
MCNULTY	BRIDGET	TEACHER ENGLISH
MENDES	TRACI	TEACHER LANGUAGE ARTS
MORIARTY	MAGGIE	TEACHER ENGLISH
MORRISON	TERESA	TEACHER ENGLISH
MURPHY	NANCY	TEACHER ENGLISH
NORTHRUP	WILLIAM	TEACHER ENGLISH
PAOLILLO	KRISTY	TEACHER ENGLISH
PASTRICK	JOHN	TEACHER ENGLISH
PLUNKETT	JOHN	TEACHER LANGUAGE ARTS
PUDIL	KATIE	TEACHER ENGLISH
RILEY	SUZANNE	TEACHER ENGLISH
ROBINSON	JESSICA	TEACHER ENGLISH
ROTHSCHILD	KAREN	TEACHER ENGLISH 7
ROY	JOLANE	TEACHER ENGLISH
RZEPALA	MARTHA	TEACHER ENGLISH
SCANLON	TERRI	TEACHER LANGUAGE ARTS
STANFORD	DEANNA	TEACHER ENGLISH
STEC	JILL	TEACHER ENGLISH 8
SUN	MEGAN	TEACHER LANGUAGE ARTS
SURETTE	DEVAN	TEACHER ENGLISH
TESINI	MEGHAN	TEACHER ENGLISH
THEMELIS	KIMBERLY	TEACHER ENGLISH 7
VOGEL	TIFFANY	TEACHER ENGLISH 7/8
VOLANTE	KRISTIE	TEACHER ENGLISH
WHITE	LYNDSAY	TEACHER ENGLISH
WILLIAMS	PATRICIA	TEACHER ENGLISH

FTE	School	FY18/19	FY19/20
1.0	LOWELL HIGH	\$ 82,615.52	\$ 84,277.00
1.0	SULLIVAN	\$ 91,233.48	\$ 95,109.00
1.0	SULLIVAN	\$ 85,474.48	\$ 87,191.00
1.0	LOWELL HIGH	\$ 82,615.52	\$ 84,277.00
1.0	DALEY	\$ 89,246.04	\$ 91,041.00
1.0	ROBINSON	\$ 64,890.80	\$ 69,358.00
1.0	LONG TERM SUBS	\$ 58,435.00	\$ 62,768.00
1.0	BUTLER	\$ 71,879.08	\$ 77,280.00
1.0	STOKLOSA	\$ 71,092.84	\$ 76,475.00
1.0	LOWELL HIGH	\$ 67,990.00	\$ 72,521.00
1.0	REILLY	\$ 58,435.00	\$ 62,768.00
1.0	LOWELL HIGH	\$ 93,235.48	\$ 95,109.00
1.0	LOWELL HIGH	\$ 80,628.08	\$ 82,249.00
1.0	LOWELL HIGH	\$ 84,605.56	\$ 86,306.00
1.0	LOWELL HIGH	\$ 80,628.08	\$ 82,249.00
1.0	RIVERSIDE-BRIDG	\$ 66,675.44	\$ 71,967.00
1.0	DALEY	\$ 71,879.64	\$ 77,280.00
1.0	LOWELL HIGH	\$ 83,405.92	\$ 85,083.00
1.0	ROBINSON	\$ 70,547.88	\$ 75,920.00
1.0	SULLIVAN	\$ 84,187.74	\$ 89,187.74
1.0	WANG	\$ 86,431.28	\$ 91,431.28
1.0	LOWELL HIGH	\$ 80,628.08	\$ 82,249.00
1.0	SULLIVAN	\$ 67,990.00	\$ 72,521.00
1.0	LOWELL HIGH	\$ 84,101.68	\$ 87,822.00
1.0	ROBINSON	\$ 81,416.40	\$ 85,083.00
1.0	ROBINSON	\$ 67,990.00	\$ 72,521.00
1.0	LOWELL HIGH	\$ 67,990.00	\$ 72,521.00
1.0	LOWELL HIGH	\$ 71,092.84	\$ 76,475.00
1.0	ROBINSON	\$ 85,393.98	\$ 87,110.00
1.0	PYNE JOSEPH G	\$ 66,675.44	\$ 71,967.00
1.0	LOWELL HIGH	\$ 81,416.40	\$ 83,055.00
1.0	LOWELL HIGH	\$ 67,990.00	\$ 72,521.00
1.0	LOWELL HIGH	\$ 65,679.64	\$ 70,164.00
73.0		\$ 5,508,811.26	\$ 5,765,344.30

Content Literacy

BRADLEY	KIMBERLY	TEACHER READING
COMTOIS	MARCIE	TEACHER READING
COTE	KATHLEEN	TEACHER READING
DESMARAIS	ROXANNE	TEACHER READING

1.0	PYNE JOSEPH G	\$ 85,474.48	\$ 87,191.00
1.0	WASHINGTON	\$ 87,257.56	\$ 89,012.00
1.0	BAILEY	\$ 76,208.08	\$ 77,740.00
1.0	MURKLAND	\$ 84,101.68	\$ 85,792.00

ELA Teachers

DOHERTY	SHEILA	TEACHER READING
ELLIOTT- CARBONNEAU	CAROLYN	TEACHER READING
GILL	LINDSEY	TEACHER READING
HARLAND	MICHELLE	TEACHER READING
MANISCALCO	LISA	TEACHER READING
MARKEY	JESSICA	TEACHER READING
MCGONIGLE	KATHERINE	TEACHER READING
MYERS	PATRICIA	TEACHER READING
WOOSTER	CHARLENE	TEACHER READING

FTE	School	FY18/19	FY19/20
1.0	LONG TERM SUBS	\$ 47,572.98	\$ 60,000.00
1.0	REILLY	\$ 80,628.08	\$ 82,249.00
1.0	MOODY	\$ 61,531.08	\$ 66,195.00
1.0	REILLY	\$ 87,257.56	\$ 89,012.00
1.0	SHAUGHNESSY	\$ 61,531.08	\$ 66,195.00
1.0	MCAULIFFE	\$ 81,416.40	\$ 85,083.00
1.0	SHAUGHNESSY	\$ 67,990.00	\$ 72,521.00
1.0	MOREY	\$ 95,235.92	\$ 100,235.92
1.0	MCAVINNUE	\$ 80,628.08	\$ 82,249.00
13.0		\$ 996,832.98	\$ 1,043,474.92

Foreign Language Teachers

AMEDURI	JEANNINE	TEACHER FOREIGN LANGUAGE
AMEZQUITA	YARALIZ	TEACHER FOREIGN LANGUAGE
ARHUIDESE	RAPHAEL	TEACHER FOREIGN LANGUAGE
ARWE	MICHAEL	TEACHER FOREIGN LANGUAGE
BOOTS-EBENFIELD	ROBIN	TEACHER FOREIGN LANGUAGE
DECARVALHO	DIVA	TEACHER FOREIGN LANGUAGE
DELGADO	AMARILIS	TEACHER FOREIGN LANGUAGE
DONAGHEY	WILLIAM	TEACHER FOREIGN LANGUAGE
DURKIN	KATHLEEN	TEACHER FOREIGN LANGUAGE
DYSON	MARY	TEACHER FOREIGN LANGUAGE
HOR	MENG	TEACHER FOREIGN LANGUAGE
KHO	TARARITH	TEACHER FOREIGN LANGUAGE
POPESCU	DORIAN	TEACHER FOREIGN LANGUAGE
PRAK	CHENDA	TEACHER FOREIGN LANGUAGE
SMITH	ERICA	TEACHER FOREIGN LANGUAGE

FTE	School	FY18/19	FY19/20
1.0	LOWELL HIGH	\$ 78,843.66	\$ 80,428.00
1.0	LOWELL HIGH	\$ 71,092.84	\$ 76,475.00
1.0	LOWELL HIGH	\$ 82,317.04	\$ 83,971.00
1.0	LOWELL HIGH	\$ 94,389.54	\$ 96,287.00
1.0	LOWELL HIGH	\$ 90,080.12	\$ 91,891.00
1.0	LONG TERM SUBSTITUTES	\$ 54,535.52	\$ 59,609.00
1.0	LOWELL HIGH	\$ 82,615.52	\$ 84,277.00
1.0	LOWELL HIGH	\$ 90,851.28	\$ 95,851.28
1.0	LOWELL HIGH	\$ 85,393.36	\$ 89,151.00
1.0	LOWELL HIGH	\$ 82,186.00	\$ 83,838.00
1.0	LONG TERM SUBSTITUTES	\$ 83,405.92	\$ 85,083.00
1.0	LONG TERM SUBSTITUTES	\$ 51,993.76	
1.0	LOWELL HIGH	\$ 74,622.60	\$ 79,285.00
1.0	LOWELL HIGH	\$ 76,208.08	\$ 77,740.00
1.0	LOWELL HIGH	\$ 85,393.36	\$ 87,110.00
15.0		\$ 1,183,928.60	\$ 1,170,996.28

Business Teachers

			FTE	School	FY18/19	FY19/20
MCCABE	MICHAEL	TEACHER BUSINESS	1.0	LOWELL HIGH	\$ 84,605.56	\$ 86,306.00
TAYLOR	WAYNE	TEACHER BUSINESS	1.0	LOWELL HIGH	\$ 65,004.68	\$ 69,737.00
TAYLOR	JACQUELINE	TEACHER BUSINESS	1.0	LOWELL HIGH	\$ 88,078.64	\$ 89,849.00
TAYLOR	JILL	TEACHER BUSINESS	1.0	LOWELL HIGH	\$ 93,235.48	\$ 95,109.00
			4.0		\$ 330,924.36	\$ 341,001.00

Art Teachers

AMLASHI	ANNA	TEACHER ART
ANASTOPOULOS	MARK	TEACHER ART
BALLERINI	KATHLEEN	TEACHER ART
BARKER	LYNNE	TEACHER ART
BRENNAN	BRITTANY	TEACHER ART
DALTON	MICHELLE	TEACHER ART
DANGELO	JULIA	TEACHER ART
DESCOTEAUX	GREGORY	TEACHER ART
DIXON	CHRISTINA	TEACHER ART
FADNESS	PETER	TEACHER ART
FALLON	COURTNEY	TEACHER ART
FIDRYCH	MARIE	TEACHER ART
GIRAFFO	NICOLE	TEACHER ART
HUMPHREY	TARA	TEACHER ART
JORDAN	TAMARA	TEACHER ART
LINCOLN	DIANE	TEACHER ART
LYSZ	NANCY	TEACHER ART
MACPHAIL	LESLIE	TEACHER ART
MAGNUS	MARTA	TEACHER ART
MILLER	JACQUELINE	TEACHER ART
MORRISON	MARY	TEACHER ART
OLEARY	M. FAYE	TEACHER ART
PANNESE	DAWNMARI	TEACHER ART
PEN	SETHEYNY	TEACHER ART
PIEKOS	DENISE	TEACHER ART
POLLARD	PATRICK	TEACHER ART
SAYER	MAUREEN	TEACHER ART
SHERIDAN	KATHLEEN	TEACHER ART
SMITH	MICHAEL	TEACHER ART
SODRE	STEPHANIE	TEACHER ART

FTE	School	FY18/19	FY19/20
1.0	PAWTUCKET MEMORIAL	\$ 64,890.80	\$ 69,358.00
1.0	SULLIVAN	\$ 87,393.80	\$ 89,151.00
1.0	BUTLER	\$ 74,968.40	\$ 80,428.00
1.0	STOKLOSA	\$ 81,416.40	\$ 83,055.00
1.0	WANG	\$ 50,116.56	\$ 55,102.00
1.0	ROGERS	\$ 47,572.98	\$ 51,124.00
1.0	MURKLAND	\$ 74,968.40	\$ 80,428.00
1.0	MCAVINNUE	\$ 82,186.02	\$ 83,838.00
1.0	MCAULIFFE	\$ 87,257.56	\$ 91,041.00
1.0	LOWELL HIGH	\$ 55,463.20	\$ 59,175.00
1.0	MOODY	\$ 76,208.08	\$ 77,740.00
1.0	WANG	\$ 68,782.48	\$ 73,325.00
1.0	STOKLOSA	\$ 78,844.48	\$ 80,428.00
1.0	CARDINAL O'CONNELL	\$ 58,435.00	\$ 62,768.00
1.0	ROBINSON	\$ 51,993.76	\$ 55,632.00
1.0	BAILEY	\$ 87,394.02	\$ 89,151.00
1.0	SHAUGHNESSY	\$ 86,431.38	\$ 91,431.38
1.0	WASHINGTON	\$ 91,233.48	\$ 95,109.00
1.0	LOWELL HIGH	\$ 81,416.40	\$ 83,055.00
1.0	PYNE JOSEPH G	\$ 90,079.50	\$ 91,891.00
0.5	RIVERSIDE-BRIDGE	\$ 33,995.00	\$ 36,260.50
1.0	LOWELL HIGH	\$ 89,246.04	\$ 91,041.00
1.0	GREENHALGE	\$ 67,990.00	\$ 72,521.00
1.0	ROGERS	\$ 63,572.60	\$ 68,014.00
1.0	BARTLETT	\$ 78,198.12	\$ 79,769.00
1.0	LINCOLN	\$ 80,628.08	\$ 82,249.00
1.0	REILLY	\$ 93,235.48	\$ 95,109.00
1.0	LOWELL HIGH	\$ 91,233.48	\$ 95,109.00
1.0	SULLIVAN	\$ 82,186.00	\$ 83,838.00
1.0	DALEY	\$ 81,416.40	\$ 83,055.00
29.5		\$ 2,238,753.90	\$ 2,330,195.88

Music Teachers

ANTOLINI	SUSAN	TEACHER MUSIC
BREEN	OLIVIA	TEACHER MUSIC
CHAN-LAM	KARRIE	TEACHER MUSIC
COWART	VALERIE	TEACHER MUSIC
CRAWFORD	RACHEL RM	TEACHER MUSIC
DESCOTEAU	SAMUEL	TEACHER MUSIC
FUGARINO	JOHN	TEACHER MUSIC
GARRY	CATHLEEN	TEACHER MUSIC
GRADY	KELLIANNE	TEACHER MUSIC
GRENIER	DAVID	TEACHER MUSIC
ILLESCAS	KELLY	TEACHER MUSIC
JOHNSTON	CYNTHIA	TEACHER MUSIC
JONES	WILLIE	TEACHER MUSIC
KATZ	LAURA	TEACHER MUSIC
KNIGHT	JESSICA	TEACHER MUSIC
LUTZ	JAMES	TEACHER MUSIC
MCLAUGHLIN	RITA	TEACHER MUSIC
NEARY	PATRICIA	TEACHER MUSIC
ORTEGA	KATHERINE	TEACHER MUSIC
PEISCH	STEVE	TEACHER MUSIC
REILLY	KEVIN	TEACHER MUSIC
RETALLACK	GARTH	TEACHER MUSIC
ROBICHAUD	JESSE	TEACHER MUSIC
SHETLER	MARY	TEACHER MUSIC
SQUEGLIA	CHERYL	TEACHER MUSIC
VESPO	KIMBERLY	TEACHER MUSIC
WARNICK	STEPHEN	TEACHER MUSIC
WINSLOW	MICHAEL	TEACHER MUSIC

FTE	School	FY18/19	FY19/20
1.0	BAILEY	\$ 63,572.60	\$ 68,014.00
1.0	LINCOLN	\$ 66,675.44	\$ 71,967.00
1.0	DALEY	\$ 94,812.64	\$ 96,719.00
1.0	MOODY	\$ 94,389.36	\$ 98,328.00
1.0	BARTLETT	\$ 80,628.08	\$ 82,249.00
1.0	ROBINSON	\$ 54,015.52	\$ 58,259.00
1.0	BUTLER	\$ 82,615.52	\$ 86,306.00
1.0	ROGERS	\$ 91,233.48	\$ 93,068.00
1.0	WANG	\$ 75,757.24	\$ 81,234.00
1.0	ROBINSON	\$ 83,406.12	\$ 85,083.00
1.0	LONG TERM SUBSTITUTES	\$ 67,990.00	\$ 72,521.00
1.0	STOKLOSA	\$ 74,968.40	\$ 80,428.00
1.0	PYNE JOSEPH G	\$ 54,015.52	\$ 58,259.00
1.0	WASHINGTON	\$ 78,844.48	\$ 80,428.00
1.0	PAWTUCKET MEMORIAL	\$ 63,572.60	\$ 68,014.00
1.0	LOWELL HIGH	\$ 82,317.04	\$ 85,792.00
1.0	MURKLAND	\$ 87,393.80	\$ 89,151.00
1.0	WANG	\$ 84,186.96	\$ 89,186.96
1.0	REILLY	\$ 70,547.88	\$ 75,920.00
1.0	BUTLER	\$ 67,990.00	\$ 72,521.00
1.0	SHAUGHNESSY	\$ 84,186.96	\$ 89,186.96
1.0	LAURA LEE	\$ 50,116.92	\$ 55,102.00
1.0	SULLIVAN	\$ 66,675.44	\$ 71,967.00
1.0	MOREY	\$ 88,078.64	\$ 89,849.00
1.0	GREENHALGE	\$ 92,080.04	\$ 97,080.04
1.0	MCAVINNUE	\$ 71,879.08	\$ 77,280.00
1.0	STOKLOSA	\$ 93,235.48	\$ 95,109.00
1.0	LOWELL HIGH	\$ 78,198.12	\$ 79,769.00
28.0		\$ 2,143,383.36	2,248,790.96

Dance Teachers

BRETON	CAROLYN	Dance
MCHUGH	HEATHER	Dance
SHEEHAN	ROSE	Dance

FTE	School	FY18/19	FY19/20
1.0	LOWELL HIGH	\$ 55,328.00	\$ 60,416.00
1.0	LOWELL HIGH	\$ 63,572.60	\$ 68,014.00
1.0	LOWELL HIGH	\$ 82,316.64	\$ 85,792.00
3.0		\$ 201,217.24	\$ 214,222.00

Drama Teachers

ROSE

STEVEN

Drama

FTE	School	FY18/19	FY19/20
1.0	PYNE ARTS	\$ 84,605.56	\$ 88,348.00
1.0		\$ 84,605.56	\$ 88,348.00

Tech Ed Teachers

JOY	KEVIN	Technology Ed
WATTERSON	TERENCE	Technology Ed
WOOD	MARY	Technology Ed

FTE	School	FY18/19	FY19/20
1.0	PYNE JOSEPH G	\$ 82,186.00	\$ 83,838.00
1.0	DALEY	\$ 85,393.36	\$ 89,151.00
1.0	PYNE JOSEPH G	\$ 84,101.68	\$ 85,792.00
3.0		251681.04	\$ 258,781.00

Instructional Technology Specialists

			FTE	School	FY18/19	FY19/20
CAMPBELL	BARBARA	Computer - ITS	1.0	DALEY	\$ 83,405.92	\$ 87,110.00
HAAS	KARA	Computer - ITS	1.0	BARTLETT	\$ 82,615.52	\$ 84,277.00
SEAVER	LISA	Computer - ITS	1.0	REILLY	\$ 91,233.48	\$ 95,109.00
SHEEHY	ANNE	Computer - ITS	1.0	ROGERS	\$ 91,234.08	\$ 93,068.00
			4.0		\$ 348,489.00	\$ 359,564.00

Physical Ed/Health Teachers

BARRY	BRIAN	TEACHER PHYSICAL ED
BOYLE	SCOTT	TEACHER PHYSICAL ED
BULLOCK	RANDALL	TEACHER PHYSICAL ED
CASEY	SEAN	TEACHER PHYSICAL EDUCATION
CONNELLY	NANCY	TEACHER HEALTH
CROWLEY	CHRISTOPHER	TEACHER PHYSICAL EDUCATION
CROWLEY	MICHAEL	TEACHER PHYSICAL EDUCATION
DONAHUE	WILLIAM	TEACHER PHYSICAL ED
FARLEY	MICHAEL	TEACHER HEALTH
FARLEY	THOMAS	TEACHER PHYSICAL ED
FENDELL	BRIAN	TEACHER PHYSICAL ED
FLABOURIS	SOPHIA	TEACHER PHYSICAL EDUCATION
GOLAS	CLAIRE	TEACHER HEALTH
GRAHAM	DANIEL	TEACHER PHYSICAL ED
GUTHRIE	MARIKAY	TEACHER PHYSICAL ED
HALL	KERRY	TEACHER PHYSICAL EDUCATION
HEITZMAN	TIMOTHY	TEACHER HEALTH
HILL	NANCY	TEACHER PHYSICAL ED
KATTAR	LISA	TEACHER PHYSICAL ED
KEEGAN	KRISTINA	TEACHER PHYSICAL ED
LANDRY	MEGAN	TEACHER PHYSICAL ED
MAHONEY	JOHN	TEACHER PHYSICAL EDUCATION
MCCARTHY	PAUL	TEACHER PHYSICAL ED
MCCARTY	SHAUN	TEACHER PHYSICAL ED
MCMANMON	MELANIE	TEACHER PHYSICAL EDUCATION
MELLONAKOS	JOHN	TEACHER HEALTH
NARDONI	KATHERINE	TEACHER HEALTH
NETISHEN	ELLEN	TEACHER PHYSICAL EDUCATION
NOBREGA	JESSICA	TEACHER PHYSICAL ED
OCONNOR	DENISE	TEACHER HEALTH
OTERO	MEARA	TEACHER PHYSICAL ED
OUELLET	KEVIN	TEACHER PHYSICAL ED
OUELLET	SCOTT	TEACHER PHYSICAL ED
PIGEON	KENNETH	TEACHER PHYSICAL ED
POLAK	STEPHANIE	TEACHER HEALTH
POLICELLI	LISA	TEACHER PHYSICAL ED
ROGERS	SEAN	TEACHER PHYSICAL EDUCATION
RURAK	MARK	TEACHER PHYSICAL ED
SARGENT	DANIEL	TEACHER PHYSICAL ED
SHANAHAN	DANIEL	TEACHER PHYSICAL ED
SHEEHAN	KEVIN	TEACHER PHYSICAL ED

FTE	School	FY18/19	FY19/20
1.0	LOWELL HIGH	\$ 85,474.48	\$ 87,191.00
1.0	BUTLER	\$ 82,615.68	\$ 86,306.00
1.0	DALEY	\$ 82,186.00	\$ 83,838.00
1.0	PAWTUCKET MEMORIAL	\$ 80,628.08	\$ 82,249.00
1.0	LOWELL HIGH	\$ 83,405.92	\$ 87,110.00
1.0	MOREY	\$ 84,605.56	\$ 86,306.00
1.0	ROBINSON	\$ 90,080.12	\$ 91,891.00
1.0	LOWELL HIGH	\$ 78,198.12	\$ 79,769.00
1.0	LONG TERM SUBSTITUTES	\$ 57,110.04	\$ 61,689.00
1.0	ROGERS	\$ 83,405.92	\$ 87,110.00
1.0	MURKLAND	\$ 67,990.00	\$ 72,521.00
1.0	STOKLOSA	\$ 74,422.92	\$ 75,920.00
1.0	DALEY	\$ 93,235.48	\$ 97,150.00
1.0	LOWELL HIGH	\$ 82,615.52	\$ 84,277.00
1.0	LINCOLN	\$ 93,235.48	\$ 97,150.00
1.0	MCAVINNUE	\$ 74,968.40	\$ 80,428.00
1.0	LOWELL HIGH	\$ 82,186.00	\$ 83,838.00
1.0	LOWELL HIGH	\$ 84,605.64	\$ 86,306.00
1.0	WANG	\$ 85,393.98	\$ 87,110.00
1.0	LOWELL HIGH	\$ 74,968.40	\$ 80,428.00
1.0	DALEY	\$ 81,416.40	\$ 83,055.00
1.0	WANG	\$ 82,186.00	\$ 83,838.00
1.0	LOWELL HIGH	\$ 86,606.00	\$ 90,388.00
1.0	LOWELL HIGH	\$ 89,246.04	\$ 93,068.00
1.0	BAILEY	\$ 83,405.92	\$ 85,083.00
1.0	LOWELL HIGH	\$ 89,394.76	\$ 94,394.76
1.0	LOWELL HIGH	\$ 86,606.00	\$ 88,348.00
1.0	MOODY	\$ 90,079.50	\$ 91,891.00
1.0	ROGERS	\$ 93,235.38	\$ 95,109.00
1.0	LOWELL HIGH	\$ 84,605.56	\$ 86,306.00
1.0	LOWELL HIGH	\$ 87,257.56	\$ 89,012.00
1.0	GREENHALGE	\$ 80,628.08	\$ 82,249.00
1.0	LOWELL HIGH	\$ 86,090.16	\$ 89,849.00
1.0	BARTLETT	\$ 81,416.40	\$ 83,055.00
1.0	STOKLOSA	\$ 65,785.20	\$ 70,269.00
1.0	BUTLER	\$ 68,782.48	\$ 73,325.00
1.0	SHAUGHNESSY	\$ 80,185.56	\$ 83,838.00
1.0	STOKLOSA	\$ 82,615.52	\$ 84,277.00
1.0	ROBINSON	\$ 74,968.40	\$ 80,428.00
1.0	MCAULIFFE	\$ 78,844.48	\$ 80,428.00
1.0	SULLIVAN	\$ 88,078.64	\$ 89,849.00

Physical Ed/Health Teachers

SULLIVAN	BRIAN	TEACHER PHYSICAL ED
SWETT	PATRICK	TEACHER PHYSICAL ED
TARINI	JENNIFER	TEACHER PHYSICAL ED
WILLIAMS	ERIN	TEACHER HEALTH
WILSON	SARAH	TEACHER PHYSICAL EDUCATION
ZANANIRI	NABEEL	TEACHER PHYSICAL EDUCATION

FTE	School	FY18/19	FY19/20
1.0	REILLY	\$ 65,679.64	\$ 70,164.00
1.0	LOWELL HIGH	\$ 89,246.04	\$ 91,041.00
1.0	SULLIVAN	\$ 86,090.16	\$ 89,849.00
1.0	WANG	\$ 50,116.56	\$ 55,102.00
1.0	LONG TERM SUBSTITUTES	\$ 47,573.24	\$ 51,124.00
1.0	WASHINGTON	\$ 82,186.00	\$ 85,879.00
47.0		\$ 3,783,657.42	\$ 3,919,805.76

Math Resource Teachers

AGUIAR	TARA	TEACHER RESOURCE
BROWN	SARAH	TEACHER RESOURCE
BUSTA	BRENDA	TEACHER RESOURCE
CHANDONNET-RYDER	KAITLIN	TEACHER RESOURCE
CLOUGH	CATHERINE	TEACHER RESOURCE
CRAWFORD-RIVERA	AUDREY	TEACHER RESOURCE
DRISCOLL	KERIEN	TEACHER RESOURCE
FARRELL-CONDON	COLLEEN	TEACHER RESOURCE
FLANDERS	JOY	TEACHER RESOURCE
HIRBOUR	ERIN	TEACHER RESOURCE
KEARNS	PATRICIA	TEACHER RESOURCE
SLIPP	RACHEL	TEACHER RESOURCE

FTE	School	FY18/19	FY19/20
1.0	BARTLETT	\$ 89,246.04	\$ 91,041.00
1.0	SHAUGHNESSY	\$ 87,257.56	\$ 89,012.00
1.0	WANG	\$ 93,235.48	\$ 97,150.00
1.0	MCAVINNUE	\$ 85,681.96	\$ 87,404.00
1.0	REILLY	\$ 86,397.48	\$ 91,397.48
1.0	PYNE JOSEPH G	\$ 78,844.48	\$ 80,428.00
1.0	ROGERS	\$ 71,520.28	\$ 76,122.00
1.0	DALEY	\$ 81,416.40	\$ 83,055.00
1.0	GREENHALGE	\$ 86,606.00	\$ 88,348.00
1.0	LINCOLN	\$ 80,628.08	\$ 82,249.00
1.0	REILLY	\$ 82,396.08	\$ 86,093.00
1.0	MURKLAND	\$ 84,101.68	\$ 87,822.00
12.0		\$ 1,007,331.52	\$ 1,040,121.48

Special Education Teachers

ADLEY	CAITLYN	TEACHER SPECIAL EDUCATION
ANDERSON	SAM	TEACHER SPECIAL EDUCATION
AYER	MICHELLE	TEACHER SPECIAL EDUCATION
BADESSA	CHRIS	TEACHER SPECIAL EDUCATION
BAHOU	JOHNNA	TEACHER SPECIAL EDUCATION
BARBIERI	ELIZABETH	TEACHER SPECIAL EDUCATION
BEATON	BARBARA	TEACHER SPECIAL EDUCATION
BELAND	JENNIFER	TEACHER SPECIAL EDUCATION
BETTENCOURT	CASEY	TEACHER SPECIAL EDUCATION
BINGHAM	KASEY	TEACHER SPECIAL EDUCATION
BLAKE	MATTHEW	TEACHER SPECIAL EDUCATION
BLANCHARD	TRACY	TEACHER SPECIAL EDUCATION
BLASCHKE	JENNIFER	TEACHER SPECIAL ED K 4
BOORE	MONICA	TEACHER SPECIAL EDUCATION
BORRELLI	ELIZABETH	TEACHER SPECIAL EDUCATION 5
BOUCHARD	CAROL	TEACHER SPECIAL EDUCATION
BOUDREAU	VANESSA	TEACHER SPECIAL EDUCATION
BOURQUE	MICHAEL	TEACHER SPECIAL EDUCATION
BOWERS	TRACY	TEACHER SPECIAL EDUCATION
BOWLBY	MARGARET	TEACHER SPECIAL EDUCATION
BREKALIS	KRISTIN	TEACHER SPECIAL EDUCATION
BROCHU	PAUL	TEACHER SPECIAL EDUCATION
BROWN	COLLEEN	TEACHER SPECIAL EDUCATION
BRUNELLE	BRYAN	TEACHER SPECIAL EDUCATION
BURGESS	JOSALYN	TEACHER SPECIAL EDUCATION
CALIRI	CYNTHIA	TEACHER SPECIAL EDUCATION
CARBONE	ALLYSON	TEACHER SPECIAL EDUCATION
CARELLI	JILLIAN	TEACHER SPECIAL EDUCATION 3
CHARETTE	BRIGITTE	TEACHER SPECIAL EDUCATION
CHEEK	SAMANTHA	TEACHER SPECIAL EDUCATION
CHEMICALA	UMARANI	TEACHER SPECIAL EDUCATION 8
CIALDEA	BROOKE	TEACHER SPECIAL EDUCATION
CIESLA	MELISSA	TEACHER SPECIAL EDUCATION
CLARK	CASSANDRA	TEACHER SPECIAL EDUCATION
CLARK	TERESA	TEACHER SPECIAL EDUCATION
CLARK	JAMES	TEACHER SPECIAL EDUCATION
COLLINS	ERIN	TEACHER SPECIAL EDUCATION
COONEY	MICHAEL	TEACHER SPECIAL EDUCATION
CORCORAN	MARIE	TEACHER SPECIAL EDUCATION
CORDERO	MARINA	TEACHER SPECIAL EDUCATION
COUTU-DEVEREAUX	KELLY	TEACHER SPECIAL EDUCATION
CROWELL	STEPHANIE	TEACHER SPECIAL EDUCATION
CUSHMAN	SHARON	TEACHER SPECIAL EDUCATION 5

FTE	School	FY18/19	FY19/20
1.0	PYNE JOSEPH G	\$ 71,879.08	\$ 77,280.00
1.0	ROGERS	\$ 58,435.00	\$ 62,768.00
1.0	SULLIVAN	\$ 58,008.60	\$ 63,150.00
1.0	LOWELL HIGH	\$ 84,101.68	\$ 85,792.00
1.0	MCAULIFFE	\$ 82,615.52	\$ 84,277.00
1.0	MURKLAND	\$ 81,416.40	\$ 83,055.00
1.0	LOWELL HIGH	\$ 82,317.04	\$ 83,971.00
1.0	BARTLETT	\$ 82,317.04	\$ 83,971.00
1.0	LOWELL DAY SCHOOL	\$ 64,890.80	\$ 69,358.00
1.0	PAWTUCKET MEMORIAL	\$ 61,531.08	\$ 66,195.00
1.0	BUTLER	\$ 80,628.08	\$ 82,249.00
1.0	PYNE JOSEPH G	\$ 84,605.56	\$ 86,306.00
1.0	SHAUGHNESSY	\$ 82,615.52	\$ 84,277.00
1.0	LONG TERM SUBSTITUTES	\$ 67,990.86	\$ 72,521.00
1.0	STOKLOSA	\$ 74,968.40	\$ 80,428.00
1.0	STOKLOSA	\$ 74,968.40	\$ 80,428.00
1.0	REILLY	\$ 57,110.04	\$ 61,689.00
1.0	DALEY	\$ 78,844.48	\$ 80,428.00
1.0	ROGERS	\$ 82,317.04	\$ 83,971.00
1.0	WASHINGTON	\$ 64,890.80	\$ 69,358.00
1.0	ROBINSON	\$ 57,110.04	\$ 61,689.00
1.0	LOWELL HIGH	\$ 85,393.36	\$ 89,151.00
1.0	MURKLAND	\$ 90,080.12	\$ 93,931.00
1.0	LONG TERM SUBSTITUTES	\$ 54,535.52	\$ 59,609.00
1.0	BUTLER	\$ 83,405.92	\$ 60,000.00
1.0	BAILEY	\$ 90,080.12	\$ 93,931.00
1.0	LOWELL HIGH	\$ 82,615.52	\$ 86,306.00
1.0	MCAULIFFE	\$ 81,416.40	\$ 83,055.00
1.0	DALEY	\$ 71,879.08	\$ 77,280.00
1.0	PYNE JOSEPH G	\$ 54,015.52	\$ 58,259.00
1.0	ROBINSON	\$ 95,235.84	\$ 100,235.84
1.0	LONG TERM SUBSTITUTES	\$ 51,993.76	\$ 60,000.00
1.0	LOWELL HIGH	\$ 80,628.08	\$ 82,249.00
1.0	LOWELL DAY SCHOOL	\$ 54,535.52	\$ 59,609.00
1.0	ROGERS	\$ 80,185.56	\$ 83,838.00
1.0	SULLIVAN	\$ 84,101.68	\$ 85,792.00
1.0	LOWELL DAY SCHOOL	\$ 50,116.56	\$ 55,102.00
1.0	REILLY	\$ 87,393.80	\$ 89,151.00
1.0	BARTLETT	\$ 76,208.08	\$ 77,740.00
1.0	ROBINSON	\$ 61,531.08	\$ 66,195.00
1.0	BARTLETT	\$ 89,394.76	\$ 94,394.76
1.0	LOWELL DAY SCHOOL	\$ 78,417.56	\$ 79,993.00
1.0	ROBINSON	\$ 91,234.08	\$ 93,068.00

Special Education Teachers

DAIGLE	ANGELA	TEACHER SPECIAL EDUCATION 2
DEANGELO	ABIGAIL	TEACHER SPECIAL EDUCATION
DEARING	SHEILA	TEACHER SPECIAL EDUCATION
DECKER	MARIA	TEACHER SPECIAL EDUCATION
DECKER-KILMARTIN	TERRI	TEACHER SPECIAL EDUCATION
DELOS SANTOS	ROSA	TEACHER SPECIAL EDUCATION
DELROSSI	EILEEN	TEACHER SPECIAL EDUCATION
DESHARNAIS	JESSICA	TEACHER SPECIAL ED MOD NEEDS
DOHERTY	HOLLY	TEACHER SPECIAL EDUCATION
DOHERTY	JOHN	TEACHER SPECIAL EDUCATION
DOLAN	KATIE	TEACHER SPECIAL EDUCATION
DONOVAN	COREY	TEACHER SPECIAL EDUCATION
DUGAN	PATRICK	TEACHER SPECIAL EDUCATION
DURKIN	PAM	TEACHER SPECIAL EDUCATION
EBY	JENNIFER	TEACHER SPECIAL EDUCATION
ECKERSLEY	LINDA	TEACHER SPECIAL ED INCLUSION
ERNST	AMANDA	TEACHER SPECIAL EDUCATION
EVANS	REBECCA	TEACHER SPECIAL EDUCATION
FAIR	KALEIGH	TEACHER SPECIAL EDUCATION
FARLEY	AMANDA	TEACHER SPECIAL EDUCATION
FERRIS	CHERYLANNE	TEACHER SPECIAL EDUCATION
FOSTER	SARAH	TEACHER SPECIAL EDUCATION
FRENETTE	TONYA	TEACHER SPECIAL EDUCATION
GALLANT	ISABELLA	TEACHER SPECIAL EDUCATION
GALLANT	NANCY	TEACHER SPECIAL EDUCATION 7
GALLETTA	KIRSTIE	TEACHER SPECIAL EDUCATION
GALLOWAY	AIMEE	TEACHER SPECIAL EDUCATION
GEARY	MEGHAN	TEACHER SPECIAL EDUCATION
GEORGE	JOANNE	TEACHER SPECIAL EDUCATION 2
GERVAIS	ALISON	TEACHER SPECIAL EDUCATION
GIL	LISA	TEACHER SPECIAL EDUCATION
GILBERTI	BETH	TEACHER SPECIAL EDUCATION
GREGOIRE	JESSICA	TEACHER SPECIAL EDUCATION
GROSS	BRIANA	TEACHER SPECIAL EDUCATION
HAIDAR	AMAL	TEACHER SPECIAL EDUCATION
HALL	ROSEANN	TEACHER SPECIAL EDUCATION
HAMILTON	LINDSAY	TEACHER SPECIAL EDUCATION
HANLON	LAUREN	TEACHER SPECIAL EDUCATION
HANSON	MARTHA	TEACHER SPECIAL EDUCATION
HERBERT	LAUREN	TEACHER SPECIAL EDUCATION
HICKEY	MELISSA	TEACHER SPECIAL EDUCATION
HOGAN	LISA	TEACHER SPECIAL EDUCATION
HOLLAND	LINDA	TEACHER SPECIAL EDUCATION 6

FTE	School	FY18/19	FY19/20
1.0	LINCOLN	\$ 71,092.84	\$ 76,475.00
1.0	PYNE JOSEPH G	\$ 61,531.08	\$ 66,195.00
1.0	ROGERS	\$ 97,479.20	\$ 102,479.20
1.0	LOWELL HIGH	\$ 86,090.16	\$ 87,822.00
1.0	PYNE JOSEPH G	\$ 78,441.48	\$ 83,971.00
1.0	RIVERSIDE-BRIDGE	\$ 74,968.40	\$ 80,428.00
1.0	ROGERS	\$ 84,101.68	\$ 85,792.00
1.0	LINCOLN	\$ 61,531.08	\$ 66,195.00
1.0	CARDINAL O'CONNELL	\$ 78,844.48	\$ 80,428.00
1.0	SULLIVAN	\$ 71,465.16	\$ 76,063.00
1.0	MCAVINNUE	\$ -	
1.0	LONG TERM SUBSTITUTES	\$ 50,116.56	\$ 55,102.00
1.0	PAWTUCKET MEMORIAL	\$ 67,990.00	\$ 72,521.00
1.0	MOREY	\$ 88,078.64	\$ 89,849.00
1.0	LOWELL HIGH	\$ 74,622.60	\$ 79,285.00
1.0	SULLIVAN	\$ 88,078.64	\$ 89,849.00
1.0	LOWELL HIGH	\$ 82,317.04	\$ 83,971.00
1.0	MCAVINNUE	\$ 74,968.40	\$ 80,428.00
1.0	ROBINSON	\$ 64,890.80	\$ 69,358.00
1.0	LONG TERM SUBSTITUTES	\$ 61,531.08	\$ 66,195.00
1.0	BUTLER	\$ 74,968.40	\$ 80,428.00
1.0	LAURA LEE	\$ 78,844.48	\$ 80,428.00
1.0	LOWELL HIGH	\$ 91,233.48	\$ 93,068.00
1.0	LONG TERM SUBSTITUTES	\$ 47,572.98	\$ 60,000.00
1.0	STOKLOSA	\$ 84,101.68	\$ 85,792.00
1.0	LONG TERM SUBSTITUTES	\$ 54,535.52	\$ 59,609.00
1.0	PAWTUCKET MEMORIAL	\$ 81,597.88	\$ 87,191.00
1.0	LONG TERM SUBSTITUTES	\$ 47,572.98	\$ 60,000.00
1.0	REILLY	\$ 82,186.02	\$ 83,838.00
1.0	PYNE JOSEPH G	\$ 54,535.52	\$ 59,609.00
1.0	DALEY	\$ 71,092.84	\$ 76,475.00
1.0	REILLY	\$ 80,628.08	\$ 82,249.00
1.0	LINCOLN	\$ 78,441.48	\$ 83,971.00
1.0	ROBINSON	\$ 67,990.86	\$ 72,521.00
1.0	WANG	\$ 74,968.40	\$ 80,428.00
1.0	LAURA LEE	\$ 76,209.00	\$ 77,740.00
1.0	MURKLAND	\$ 71,092.84	\$ 76,475.00
1.0	PAWTUCKET MEMORIAL	\$ 71,092.56	\$ 76,475.00
1.0	LAURA LEE	\$ 81,416.40	\$ 83,055.00
1.0	LINCOLN	\$ 81,416.40	\$ 83,055.00
1.0	ROGERS	\$ 78,844.48	\$ 80,428.00
1.0	CARDINAL O'CONNELL	\$ 79,634.36	\$ 83,055.00
1.0	DALEY	\$ 89,245.38	\$ 93,068.00

Special Education Teachers

			FTE	School	FY18/19	FY19/20
HUBERT	MATTHEW	TEACHER SPECIAL EDUCATION	1.0	PYNE JOSEPH G	\$ 71,092.84	\$ 76,475.00
IRWIN	ANAMARIE	TEACHER SPECIAL EDUCATION	1.0	MCAVINNUE	\$ 84,605.56	\$ 86,306.00
IUDICE	KRISTEN	TEACHER SPECIAL EDUCATION	1.0	WANG	\$ 82,615.52	\$ 84,277.00
JALBERT	SUZANNE	TEACHER SPECIAL EDUCATION	1.0	LOWELL HIGH	\$ 84,186.96	\$ 89,186.96
JARVIS	JACQUELINE	TEACHER SPECIAL EDUCATION	1.0	MCAVINNUE	\$ 78,844.48	\$ 80,428.00
JARVIS	MICHAEL	TEACHER SPECIAL EDUCATION	1.0	BUTLER	\$ 85,474.48	\$ 89,012.00
KALITKA	STEPHANIE	TEACHER SPECIAL ED K 4	1.0	LINCOLN	\$ 81,416.40	\$ 83,055.00
KANELLAS	NANCY	TEACHER SPECIAL ED MOD NEEDS	1.0	STOKLOSA	\$ 86,431.38	\$ 91,431.38
KATES	MINDY	TEACHER SPECIAL EDUCATION	1.0	LOWELL HIGH	\$ 84,186.96	\$ 89,186.96
KAUFMAN	MEREDITH	TEACHER SPECIAL ED K 4	1.0	MURKLAND	\$ 80,628.08	\$ 82,249.00
KEARNEY	SHARON	TEACHER SPECIAL EDUCATION	1.0	GREENHALGE	\$ 80,185.56	\$ 83,838.00
KEATING	LAUREN	TEACHER SPECIAL EDUCATION	1.0	MOLLOY	\$ 71,879.08	\$ 77,280.00
KEEFE	COURTNEY	TEACHER SPECIAL EDUCATION	1.0	BAILEY	\$ 64,890.80	\$ 69,358.00
KELLEHER	KAREN	TEACHER SPECIAL EDUCATION AIDE	1.0	GREENHALGE	\$ 88,078.64	\$ 91,891.00
KELLY	LAURIE	TEACHER SPECIAL EDUCATION	1.0	BARTLETT	\$ 78,844.48	\$ 82,249.00
KING	HALEY	TEACHER SPECIAL EDUCATION	1.0	MCAULIFFE	\$ 71,092.84	\$ 76,475.00
KISIEL	DIANE	TEACHER SPECIAL EDUCATION	1.0	SULLIVAN	\$ 84,101.68	\$ 87,822.00
KROWCHUN	ROBIN	TEACHER SPECIAL EDUCATION 5	1.0	DALEY	\$ 97,479.20	\$ 102,479.20
LABONTE	JILL	TEACHER SPECIAL EDUCATION	1.0	CARDINAL O'CONNELL	\$ 83,405.92	\$ 85,083.00
LAMOUREUX ASPETTI	KARA	TEACHER SPECIAL EDUCATION	1.0	CARDINAL O'CONNELL	\$ 80,628.08	\$ 82,249.00
LAWRENSON	RICHARD	TEACHER SPECIAL EDUCATION	1.0	LOWELL HIGH	\$ 88,078.64	\$ 89,849.00
LEVASSEUR	MARY	TEACHER SPECIAL EDUCATION	1.0	LOWELL HIGH	\$ 93,235.48	\$ 95,109.00
LEWIS	CYNTHIA	TEACHER SPECIAL EDUCATION	1.0	MCAVINNUE	\$ 82,615.52	\$ 84,277.00
LINSTRUTH	MELISSA	TEACHER SPECIAL EDUCATION	1.0	LOWELL HIGH	\$ 82,615.52	\$ 84,277.00
LOHMER	JENNIFER	TEACHER SPECIAL EDUCATION	1.0	MOREY	\$ 76,208.08	\$ 77,740.00
LYNCH	MARY	TEACHER SPECIAL EDUCATION	1.0	MCAVINNUE	\$ 86,090.16	\$ 87,822.00
LYONS	BROOKE	TEACHER SPECIAL EDUCATION	1.0	MOODY	\$ 68,782.48	\$ 73,325.00
MACAULEY	JENNIFER	TEACHER SPECIAL ED K 4	1.0	MCAULIFFE	\$ 71,092.84	\$ 76,475.00
MACKWELL	MARY	TEACHER SPECIAL EDUCATION	1.0	MOREY	\$ 85,393.36	\$ 89,151.00
MAINVILLE	TRACY	TEACHER SPECIAL ED PRESCHOOL	1.0	MURKLAND	\$ 88,078.64	\$ 89,849.00
MALBOEUF	MARISSA	TEACHER SPECIAL EDUCATION	1.0	PAWTUCKET MEMORIAL	\$ 64,890.80	\$ 69,358.00
MALLOY	DANA	TEACHER SPECIAL EDUCATION	1.0	LOWELL HIGH	\$ 85,393.36	\$ 87,110.00
MANOLOPOULOS	GERRI	TEACHER SPECIAL EDUCATION	1.0	BUTLER	\$ 82,186.00	\$ 83,838.00
MARGAGLIONE	RACHEL	TEACHER SPECIAL EDUCATION	1.0	LINCOLN	\$ 89,246.04	\$ 93,068.00
MASSE	DEANNA	TEACHER SPECIAL EDUCATION	1.0	LOWELL HIGH	\$ 54,015.52	\$ 58,259.00
MCFARLAND	MARGUERITE	TEACHER SPECIAL EDUCATION	1.0	LAURA LEE	\$ 74,968.40	\$ 80,428.00
MCGLAUFILN	JENNIFER	TEACHER SPECIAL EDUCATION	1.0	MOODY	\$ 71,520.28	\$ 76,122.00
MCNEIL	CATHERINE	TEACHER SPECIAL EDUCATION	1.0	BAILEY	\$ 82,615.52	\$ 84,277.00
MELE	ERIN	TEACHER SPECIAL EDUCATION	1.0	REILLY	\$ 80,628.08	\$ 82,249.00
MELIN	ELIZABETH	TEACHER SPECIAL EDUCATION	1.0	DALEY	\$ 71,092.84	\$ 76,475.00
MENDONCA	LISA	TEACHER SPECIAL EDUCATION	1.0	LOWELL HIGH	\$ 80,628.08	\$ 82,249.00
MENDONCA	LISA	TEACHER SPECIAL ED PRESCHOOL	1.0	MCAULIFFE	\$ 74,968.40	\$ 80,428.00
MIELCARZ	KENDRA	TEACHER SPECIAL EDUCATION	1.0	PYNE JOSEPH G	\$ 71,092.84	\$ 76,475.00

Special Education Teachers

MINER	SUSAN	TEACHER SPECIAL EDUCATION
MONTOUR	MEGHAN	TEACHER SPECIAL EDUCATION
MOORE	LISA	TEACHER SPECIAL EDUCATION
MORASSE	PATRICIA	TEACHER SPECIAL EDUCATION
MOREHOUSE	NICOLE	TEACHER SPECIAL EDUCATION
MORELLO	SANDRA	TEACHER SPECIAL EDUCATION
MORGAN	LISA	TEACHER SPECIAL EDUCATION
MROZOWSKI	MEGAN	TEACHER SPECIAL EDUCATION 6
MURPHY	CHRISTA	TEACHER SPECIAL EDUCATION
MURPHY	ALEXANDRA	TEACHER SPECIAL EDUCATION
MURRAY	ALLISON	TEACHER SPECIAL EDUCATION
MYERS	BRIAN	TEACHER SPECIAL EDUCATION
NEWCOMB	DONNA	TEACHER SPECIAL EDUCATION
OAK	ALYCIA	TEACHER SPECIAL EDUCATION
OWEN	BRYAN	TEACHER SPECIAL EDUCATION
OZOG	STEPHANIE	TEACHER SPECIAL EDUCATION
PAGE	KATHRYN	TEACHER SPECIAL EDUCATION
PARAS	THEODORA	TEACHER SPECIAL EDUCATION AIDE
PARRINGTON	COLLEEN	TEACHER SPECIAL EDUCATION
PASTOR	ANTONIA	TEACHER SPECIAL EDUCATION
PATTERSON	CHERYL	TEACHER SPECIAL EDUCATION 7
PATTERSON	CHRISTINA	TEACHER SPECIAL ED K 4
PELLERITI	KATHERINE	TEACHER SPECIAL EDUCATION
PERRIN	AMANDA	TEACHER SPECIAL EDUCATION
POTVIN	LAUREN	TEACHER SPECIAL EDUCATION
PRIVE	LAURIE	TEACHER SPECIAL EDUCATION
RAGER	REBECCA	TEACHER SPECIAL EDUCATION
RAKE	HEATHER	TEACHER SPECIAL EDUCATION
RAPONE	LEONARD	TEACHER SPECIAL EDUCATION
REIDT	RUTHANN	TEACHER SPECIAL EDUCATION
REYES	KRISTIN	TEACHER SPECIAL EDUCATION 6
REYES	NANCY	TEACHER SPECIAL ED MOD NEEDS
RHODAS	MICHELLE	TEACHER SPECIAL EDUCATION
RIDENOUR	ELIZABETH	TEACHER SPECIAL EDUCATION
RILEY	BROOKE	TEACHER SPECIAL EDUCATION
RINDO	KATHRYN	TEACHER SPECIAL EDUCATION
RIVARD	AMANDA	TEACHER SPECIAL EDUCATION
ROAF	JASON	TEACHER SPECIAL EDUCATION
ROGERS	AMY	TEACHER SPECIAL EDUCATION
ROMANOWSKI	NICHOLAS	TEACHER SPECIAL EDUCATION
ROMANOWSKY	ELLEN	TEACHER SPECIAL EDUCATION
ROSADO	AMANDA	TEACHER SPECIAL EDUCATION 3
SAWYER	HELENE	TEACHER SPECIAL EDUCATION 7

FTE	School	FY18/19	FY19/20
1.0	PYNE JOSEPH G	\$ 61,531.08	\$ 66,195.00
1.0	WANG	\$ 83,405.92	\$ 85,083.00
1.0	STOKLOSA	\$ 74,968.40	\$ 80,428.00
1.0	MOREY	\$ 80,628.24	\$ 82,249.00
1.0	WASHINGTON	\$ 47,573.24	\$ 60,000.00
1.0	MCAULIFFE	\$ 84,605.56	\$ 88,348.00
1.0	WANG	\$ 78,417.56	\$ 79,993.00
1.0	ROGERS	\$ 82,615.52	\$ 86,306.00
1.0	BARTLETT	\$ 57,110.04	\$ 61,689.00
1.0	LOWELL HIGH	\$ 64,890.80	\$ 69,358.00
1.0	SHAUGHNESSY	\$ 50,116.56	\$ 55,102.00
1.0	ROBINSON	\$ 82,615.52	\$ 84,277.00
1.0	LOWELL HIGH	\$ 88,606.96	\$ 93,606.96
1.0	BARTLETT	\$ 54,535.52	\$ 59,609.00
1.0	LOWELL HIGH	\$ 71,092.84	\$ 76,475.00
1.0	LONG TERM SUBSTITUTES	\$ 63,572.60	\$ 68,014.00
1.0	REILLY	\$ 80,185.56	\$ 83,838.00
1.0	WANG	\$ 82,615.52	\$ 84,277.00
1.0	WASHINGTON	\$ 81,416.40	\$ 83,055.00
1.0	MCAVINNUE	\$ 71,092.84	\$ 76,475.00
1.0	DALEY	\$ 88,078.64	\$ 91,891.00
1.0	MCAVINNUE	\$ 82,615.52	\$ 84,277.00
1.0	WANG	\$ 64,890.80	\$ 69,358.00
1.0	LOWELL HIGH	\$ 87,257.56	\$ 89,012.00
1.0	STOKLOSA	\$ 82,317.04	\$ 83,971.00
1.0	BARTLETT	\$ 88,606.96	\$ 93,606.96
1.0	MURKLAND	\$ 80,628.08	\$ 82,249.00
1.0	BARTLETT	\$ 74,968.40	\$ 80,428.00
1.0	LOWELL HIGH	\$ 88,078.64	\$ 89,849.00
1.0	WASHINGTON	\$ 79,634.36	\$ 83,055.00
1.0	DALEY	\$ 82,615.52	\$ 86,306.00
1.0	MCAULIFFE	\$ 88,606.96	\$ 93,606.96
1.0	ROBINSON	\$ 74,422.92	\$ 75,920.00
1.0	BAILEY	\$ 84,101.68	\$ 85,792.00
1.0	SHAUGHNESSY	\$ 57,110.04	\$ 61,689.00
1.0	LONG TERM SUBSTITUTES	\$ 49,783.24	\$ 60,000.00
1.0	GREENHALGE	\$ 50,116.56	\$ 55,102.00
1.0	BUTLER	\$ 82,615.52	\$ 86,306.00
1.0	LOWELL DAY SCHOOL	\$ 54,535.52	\$ 59,609.00
1.0	LONG TERM SUBSTITUTES	\$ 52,327.08	\$ 57,355.00
1.0	BAILEY	\$ 64,890.80	\$ 69,358.00
1.0	LINCOLN	\$ 84,605.56	\$ 86,306.00
1.0	ROBINSON	\$ 87,257.56	\$ 89,012.00

Special Education Teachers

SCHOFIELD	DONNA	TEACHER SPECIAL ED K 4
SEXTON	LEEANN	TEACHER SPECIAL EDUCATION
SHAUGHNESSY	DAVID	TEACHER SPECIAL EDUCATION
SHETLER	MICHAEL	TEACHER SPECIAL EDUCATION
SHUPE	MICHAEL	TEACHER SPECIAL EDUCATION
SIEGAL	JULIE	TEACHER SPECIAL EDUCATION
SILVA	NATALIA	TEACHER SPECIAL EDUCATION
SIMAS	MARIANNE	TEACHER SPECIAL EDUCATION
SIMPSON	LISA	TEACHER SPECIAL ED K 4
SMITH	ASHLEY	TEACHER SPECIAL EDUCATION
SMITH	BARBARA	TEACHER SPECIAL ED K 4
SNEERINGER	JENNIFER	TEACHER SPECIAL EDUCATION
SNETSINGER	MICHELLE	TEACHER SPECIAL EDUCATION
SOROTA	KERRI	TEACHER SPECIAL EDUCATION
SPENCE-COX	PATTIAN	TEACHER SPECIAL EDUCATION
STACK	JENNIFER	TEACHER SPECIAL EDUCATION
STANTON	CASEY	TEACHER SPECIAL EDUCATION
STANTON	ELIZABETH	TEACHER SPECIAL EDUCATION
STONE	LINDA	TEACHER SPECIAL EDUCATION
STUER	TRACY	TEACHER SPECIAL EDUCATION
STUTZ	HAN	TEACHER SPECIAL EDUCATION
STUTZ	KATHERYN	TEACHER SPECIAL EDUCATION
SULLIVAN	KRISTEN	TEACHER SPECIAL EDUCATION 7
SWENSON	ANNA	TEACHER SPECIAL ED K 4
TEP	SOPHIN	TEACHER SPECIAL EDUCATION
THOMAS	KATELYN	TEACHER SPECIAL EDUCATION
TINGLEY	KAREN	TEACHER SPECIAL EDUCATION
TROMBLY	SHERRIN	TEACHER SPECIAL EDUCATION
TYROS	KAREN	TEACHER SPECIAL ED PRESCHOOL
ULERY	ELLEN	TEACHER SPECIAL EDUCATION
URBINE	KATHRYN	TEACHER SPECIAL EDUCATION
VOGEL	AMY	TEACHER SPECIAL ED MOD NEEDS
WADE	KRISTIN	TEACHER SPECIAL EDUCATION
WALTON	KAREN	TEACHER SPECIAL EDUCATION
WEBB	CAROL	TEACHER SPECIAL EDUCATION
WEBER-OKUDA	DANIELLE	TEACHER SPECIAL ED MOD NEEDS
WEIGOLD	KRISTIN	TEACHER SPECIAL ED PRESCHOOL
WELCH	CHRISTINA	TEACHER SPECIAL EDUCATION
WELLS	SHARON	TEACHER SPECIAL EDUCATION
WESOLOWSKI	BARBARA	TEACHER SPECIAL EDUCATION
WILLIAMS	DANYL	TEACHER SPECIAL EDUCATION
WINGET	RICHARD	TEACHER SPECIAL EDUCATION
WINGET	JESSICA	TEACHER SPECIAL EDUCATION

FTE	School	FY18/19	FY19/20
1.0	PAWTUCKET MEMORIAL	\$ 81,416.40	\$ 83,055.00
1.0	GREENHALGE	\$ 81,416.40	\$ 83,055.00
1.0	LOWELL HIGH	\$ 67,990.00	\$ 72,521.00
1.0	ROGERS	\$ 60,473.92	\$ 64,851.00
1.0	STOKLOSA	\$ 78,844.48	\$ 80,428.00
1.0	BAILEY	\$ 54,015.52	\$ 58,259.00
1.0	LONG TERM SUBSTITUTES	\$ 50,116.56	\$ 55,102.00
1.0	LOWELL HIGH	\$ 84,101.68	\$ 85,792.00
1.0	MOREY	\$ 85,474.48	\$ 89,012.00
1.0	PAWTUCKET MEMORIAL	\$ 74,968.40	\$ 80,428.00
1.0	MURKLAND	\$ 92,079.96	\$ 97,079.96
1.0	GREENHALGE	\$ 54,535.52	\$ 59,609.00
1.0	LOWELL HIGH	\$ 91,233.48	\$ 93,068.00
1.0	LONG TERM SUBSTITUTES	\$ 47,573.24	\$ 60,000.00
1.0	REILLY	\$ 80,628.08	\$ 82,249.00
1.0	SHAUGHNESSY	\$ 68,364.40	\$ 72,901.00
1.0	DALEY	\$ 67,990.00	\$ 72,521.00
1.0	DALEY	\$ 84,186.96	\$ 89,186.96
1.0	BUTLER	\$ 80,628.08	\$ 82,249.00
1.0	LAURA LEE	\$ 58,435.00	\$ 62,768.00
1.0	LOWELL HIGH	\$ 80,628.08	\$ 82,249.00
1.0	LOWELL HIGH	\$ 83,405.92	\$ 85,083.00
1.0	DALEY	\$ 88,078.64	\$ 91,891.00
1.0	PYNE JOSEPH G	\$ 51,993.76	\$ 60,000.00
1.0	LONG TERM SUBSTITUTES	\$ 50,116.92	\$ 55,102.00
1.0	WANG	\$ 71,879.08	\$ 77,280.00
1.0	MCAVINNUE	\$ 80,628.24	\$ 82,249.00
1.0	REILLY	\$ 81,416.40	\$ 83,055.00
1.0	LOWELL DAY SCHOOL	\$ 83,405.92	\$ 85,083.00
1.0	LONG TERM SUBSTITUTES	\$ 68,781.30	\$ 73,325.00
1.0	PYNE JOSEPH G	\$ 74,968.40	\$ 80,428.00
1.0	MOREY	\$ 84,605.56	\$ 86,306.00
1.0	MCAULIFFE	\$ 80,628.08	\$ 82,249.00
1.0	SHAUGHNESSY	\$ 93,235.48	\$ 97,150.00
1.0	MOREY	\$ 88,078.64	\$ 89,849.00
1.0	MOREY	\$ 80,628.08	\$ 82,249.00
1.0	BARTLETT	\$ 84,605.56	\$ 86,306.00
1.0	WANG	\$ 82,317.04	\$ 83,971.00
1.0	REILLY	\$ 67,990.00	\$ 72,521.00
1.0	SULLIVAN	\$ 78,844.48	\$ 80,428.00
1.0	BARTLETT	\$ 54,535.52	\$ 59,609.00
1.0	LONG TERM SUBSTITUTES	\$ 47,572.98	\$ 60,000.00
1.0	WANG	\$ 74,968.40	\$ 80,428.00

Special Education Teachers

WOLFF	SARAH	TEACHER SPECIAL EDUCATION
YOUNG	ROBERT	TEACHER SPECIAL EDUCATION 7
ZEIDAN	THOMAS	TEACHER SPECIAL EDUCATION

FTE	School	FY18/19	FY19/20
1.0	BARTLETT	\$ 81,416.40	\$ 83,055.00
1.0	DALEY	\$ 84,605.56	\$ 86,306.00
1.0	BUTLER	\$ 77,776.92	\$ 82,504.00
218.0		\$ 16,344,072.10	\$ 17,123,204.10

	Last Name	First Name	Job Class	Budget
2300 Adult Ed	Mckiernan	Elizabeth	Adult Education Director	\$ 106,055
2300 Teacher	Cronin	Christina	Teacher Adult Education	\$ 83,053
2300 Teacher	Chase	Margaret	Teacher Adult Education	\$ 87,821
2300 Teacher	Mccabe	Maura	Teacher Adult Education	\$ 83,053
2300 Teacher	Brassard	Susan	Teacher Family Consumer	\$ 69,739
2300 Teacher	Bernier	Seth	Teacher Family Consumer	\$ 68,016
2300 Teacher	Packard	Therese	Teacher Family Consumer	\$ 68,016

**Please see Staff Salary tab for grant salaries that are not listed here*

ROTC

CASILLI	KEVIN	AF ROTC INSTRUCTOR
IRONFIELD	EILEEN	AF ROTC INSTRUCTOR
SMITH	DAVID	AF ROTC INSTRUCTOR

FTE	School	FY18/19	FY19/20
1.0	LOWELL HIGH	\$ 103,937.08	\$ 106,015.82
1.0	LOWELL HIGH	\$ 106,434.12	\$ 108,562.80
1.0	LOWELL HIGH	\$ 99,529.56	\$ 101,520.15
3.0		\$ 309,900.76	\$ 316,098.78

Family Consumer Teachers

BERNIER	SETH	TEACHER FAMILY CONSUMER
BRASSARD	SUSAN	TEACHER FAMILY CONSUMER
PACKARD	THERESE	TEACHER FAMILY CONSUMER

FTE	School	FY18/19	FY19/20
1.0	LOWELL HIGH	\$ 66,675.44	\$ 71,967.00
1.0	LOWELL HIGH	\$ 68,364.40	\$ 72,901.00
1.0	LOWELL HIGH	\$ 66,675.44	\$ 71,967.00
3.0		\$ 201,715.28	\$ 216,835.00

Video Production

FREELEY
WILKINS

DEBORAH
BRYAN

TEACHER VIDEO PRODUCTION
DIGITAL MEDIA PRODUCER

FTE	School	FY18/19	FY19/20
1.0	LOWELL HIGH	\$ 76,208.08	\$ 77,740.00
1.0	LOWELL HIGH	\$ 58,997.12	\$ 60,177.00
2.0		\$ 135,205.20	\$ 137,917.00

Paraprofessional Salaries

Last Name	First Name	ive St	Annual Pay	New Step	2019-20 Start		2019-20 Mid		2019-20 Earnings	
ABDULRAZZAK	SAHAR	A	23,847.20	5	\$ 25,253.00	\$ 12,626.50	\$ 25,758.00	\$ 12,879.00	\$ 25,505.50	
ABREU	JULISSA	A	23,962.64	3	\$ 24,831.00	\$ 12,415.50	\$ 25,327.00	\$ 12,663.50	\$ 25,079.00	
AGOSTO	BERNADETTE	A	36,911.16	10	\$ 37,530.00	\$ 18,765.00	\$ 38,281.00	\$ 19,140.50	\$ 37,905.50	
AHISHAKIYE	JOSELINE	A	31,334.68	8	\$ 35,636.00	\$ 17,818.00	\$ 35,318.00	\$ 17,659.00	\$ 35,477.00	
AL SAADI	RAGHAD	A	26,152.56	6	\$ 27,102.00	\$ 13,551.00	\$ 27,644.00	\$ 13,822.00	\$ 27,373.00	
AL-MOAZAN	NAHLA	A	29,000.40	8	\$ 33,279.00	\$ 16,639.50	\$ 33,945.00	\$ 16,972.50	\$ 33,612.00	
ALHASAN	LINA	A	28,486.50	6	\$ 29,459.00	\$ 14,729.50	\$ 30,048.00	\$ 15,024.00	\$ 29,753.50	
ALI	ZAINAB	A	23,962.64	3	\$ 24,831.00	\$ 12,415.50	\$ 25,327.00	\$ 12,663.50	\$ 25,079.00	
ALZAYADY	MAJID	A	28,999.74	8	\$ 33,279.00	\$ 16,639.50	\$ 33,945.00	\$ 16,972.50	\$ 33,612.00	
AMIN	JYOTI	A	34,210.68	8	\$ 34,803.00	\$ 17,401.50	\$ 35,499.00	\$ 17,749.50	\$ 35,151.00	
ANDERSON	ELIZABETH	A	31,735.60	9	\$ 32,302.00	\$ 16,151.00	\$ 32,948.00	\$ 16,474.00	\$ 32,625.00	
ARA	GULSHAN	A	0.00			\$ -	\$ -	\$ -	\$ -	
ARSENIU	ROBIN	A	35,161.36	10	\$ 35,763.00	\$ 17,881.50	\$ 36,478.00	\$ 18,239.00	\$ 36,120.50	
ARUTUNIAN	CAROL	A	31,730.40	8	\$ 32,298.00	\$ 16,149.00	\$ 32,944.00	\$ 16,472.00	\$ 32,621.00	
ATHANASATOS	KAYLA	A	30,331.60	8	\$ 34,625.00	\$ 17,312.50	\$ 35,318.00	\$ 17,659.00	\$ 34,971.50	
AZEVEDO	MARIA	A	36,766.08	12	\$ 37,384.00	\$ 18,692.00	\$ 38,132.00	\$ 19,066.00	\$ 37,758.00	
BACCAM	PHOUNGEUNE	A	35,089.08	11	\$ 35,690.00	\$ 17,845.00	\$ 36,404.00	\$ 18,202.00	\$ 36,047.00	
BAEZ	JENNIFER	A	21,251.88	2	\$ 22,095.00	\$ 11,047.50	\$ 22,537.00	\$ 11,268.50	\$ 22,316.00	
BAHO	WILLIAM	A	27,918.80	7	\$ 30,886.00	\$ 15,443.00	\$ 31,503.00	\$ 15,751.50	\$ 31,194.50	
BAHO	TYLDA	A	35,036.04	9	\$ 38,196.00	\$ 19,098.00	\$ 38,960.00	\$ 19,480.00	\$ 38,578.00	
BAILEY	RHONDA	A	24,336.52	4	\$ 25,347.00	\$ 12,673.50	\$ 25,854.00	\$ 12,927.00	\$ 25,600.50	
BALL	CYNTHIA	A	28,999.74	8	\$ 33,279.00	\$ 16,639.50	\$ 33,945.00	\$ 16,972.50	\$ 33,612.00	
BARR	THERESA	A	29,000.40	8	\$ 33,279.00	\$ 16,639.50	\$ 33,945.00	\$ 16,972.50	\$ 33,612.00	
BARTLEMAN	MEGAN	A	28,919.28	7	\$ 31,897.00	\$ 15,948.50	\$ 32,535.00	\$ 16,267.50	\$ 32,216.00	
BATISTA	JOSENI	A	28,919.28	7	\$ 31,897.00	\$ 15,948.50	\$ 32,535.00	\$ 16,267.50	\$ 32,216.00	
BAZDANES	TARESSA	A	24,230.44	3	\$ 25,122.00	\$ 12,561.00	\$ 25,625.00	\$ 12,812.50	\$ 25,373.50	
BERARD	SUSAN	A	37,495.12	10	\$ 38,120.00	\$ 19,060.00	\$ 38,882.00	\$ 19,441.00	\$ 38,501.00	
BERGERON	ROSE MARIE	A	35,161.36	10	\$ 35,763.00	\$ 17,881.50	\$ 36,478.00	\$ 18,239.00	\$ 36,120.50	
BETANCUR	ESTEBAN	A	23,335.52	4	\$ 24,336.00	\$ 12,168.00	\$ 24,823.00	\$ 12,411.50	\$ 24,579.50	
BETTENCOURT	BERNARD	A	28,486.50	6	\$ 29,459.00	\$ 14,729.50	\$ 30,048.00	\$ 15,024.00	\$ 29,753.50	
BILODEAU	MAUREEN	A	36,766.80	12	\$ 37,384.00	\$ 18,692.00	\$ 38,132.00	\$ 19,066.00	\$ 37,758.00	
BLATUS	HAYLEY	A	23,962.64	3	\$ 24,831.00	\$ 12,415.50	\$ 25,327.00	\$ 12,663.50	\$ 25,079.00	
BLIER	SARAH	A	31,333.68	8	\$ 35,636.00	\$ 17,818.00	\$ 36,349.00	\$ 18,174.50	\$ 35,992.50	
BOISVERT	JENNIFER	A	0.00			\$ -	\$ -	\$ -	\$ -	
BOUCHER	ELAINE	A	29,814.20	8	\$ 33,969.00	\$ 16,984.50	\$ 34,648.00	\$ 17,324.00	\$ 34,308.50	
BOULES	SYLVIA	A	28,919.28	7	\$ 31,897.00	\$ 15,948.50	\$ 32,535.00	\$ 16,267.50	\$ 32,216.00	
BOWLES	PAMELA	A	33,413.12	10	\$ 33,996.00	\$ 16,998.00	\$ 34,676.00	\$ 17,338.00	\$ 34,336.00	
BRODEUR	KATIE	A	30,332.82	8	\$ 34,625.00	\$ 17,312.50	\$ 35,318.00	\$ 17,659.00	\$ 34,971.50	
BRODEUR	GAIL	A	37,422.00	11	\$ 38,046.00	\$ 19,023.00	\$ 38,807.00	\$ 19,403.50	\$ 38,426.50	
BROGAN	PATRICIA	A	35,160.30	10	\$ 35,763.00	\$ 17,881.50	\$ 36,478.00	\$ 18,239.00	\$ 36,120.50	
BROWN	DONNA	A	30,730.44	8	\$ 31,287.00	\$ 15,643.50	\$ 31,913.00	\$ 15,956.50	\$ 31,600.00	
BRUNELLE	KEVIN	A	28,919.28	7	\$ 31,897.00	\$ 15,948.50	\$ 32,535.00	\$ 16,267.50	\$ 32,216.00	

BRUNELLE	DEBRA	A	35,161.36	10	\$	35,763.00	\$	17,881.50	\$	36,478.00	\$	18,239.00	\$	36,120.50
BUCZYNSKI	SARA	A	27,486.90	6	\$	28,449.00	\$	14,224.50	\$	29,018.00	\$	14,509.00	\$	28,733.50
BURGESS	KATHERINE	A	28,919.28	7	\$	31,897.00	\$	15,948.50	\$	32,535.00	\$	16,267.50	\$	32,216.00
BURNS	CYNTHIA	A	34,068.72	9	\$	34,659.00	\$	17,329.50	\$	35,353.00	\$	17,676.50	\$	35,006.00
CAHILL	DENNIS	A	38,590.76	11	\$	39,225.00	\$	19,612.50	\$	40,010.00	\$	20,005.00	\$	39,617.50
CAIAZZA	MARIANNE	A	24,230.44	3	\$	25,122.00	\$	12,561.00	\$	25,625.00	\$	12,812.50	\$	25,373.50
CAIRA	KATHERINE	A	31,334.68	8	\$	35,636.00	\$	17,818.00	\$	35,318.00	\$	17,659.00	\$	35,477.00
CALLAHAN	BRYAN	A	23,806.12	7	\$	26,470.00	\$	13,235.00	\$	26,999.00	\$	13,499.50	\$	26,734.50
CAMARA	CLARIZA	A	35,161.36	10	\$	35,763.00	\$	17,881.50	\$	36,478.00	\$	18,239.00	\$	36,120.50
CANDELARIA	IRIS	A	34,362.12	9	\$	34,955.00	\$	17,477.50	\$	35,654.00	\$	17,827.00	\$	35,304.50
CANELAS	SUSAN	A	35,089.08	11	\$	35,690.00	\$	17,845.00	\$	36,404.00	\$	18,202.00	\$	36,047.00
CAPRA	LYNDSEY	A	28,919.28	7	\$	31,897.00	\$	15,948.50	\$	32,535.00	\$	16,267.50	\$	32,216.00
CARABALLO	RICHARD	A	31,334.68	8	\$	35,636.00	\$	17,818.00	\$	35,318.00	\$	17,659.00	\$	35,477.00
CARNEY	LAURIE	A	30,573.40	8	\$	34,803.00	\$	17,401.50	\$	35,499.00	\$	17,749.50	\$	35,151.00
CARRASCO	MYRNA	A	35,089.08	11	\$	35,690.00	\$	17,845.00	\$	36,404.00	\$	18,202.00	\$	36,047.00
CASEY	JUDITH	A	37,571.56	9	\$	38,196.00	\$	19,098.00	\$	38,960.00	\$	19,480.00	\$	38,578.00
CHAN	STACY	A	29,000.40	8	\$	33,279.00	\$	16,639.50	\$	33,945.00	\$	16,972.50	\$	33,612.00
CHEY	SARADY	A	37,715.08	11	\$	38,343.00	\$	19,171.50	\$	39,109.00	\$	19,554.50	\$	38,726.00
CHHIM	DOUNGSEY	A	35,964.24	11	\$	36,574.00	\$	18,287.00	\$	37,305.00	\$	18,652.50	\$	36,939.50
CHHOENG	SHARIFAH	A	33,484.36	10	\$	35,763.00	\$	17,881.50	\$	36,478.00	\$	18,239.00	\$	36,120.50
CHUNG	ANASTASIA	A	28,919.28	7	\$	31,897.00	\$	15,948.50	\$	32,535.00	\$	16,267.50	\$	32,216.00
CLAFFIE	BETH	A	29,000.40	8	\$	33,279.00	\$	16,639.50	\$	33,945.00	\$	16,972.50	\$	33,612.00
CLARK	ALEXANDRA	A	36,910.44	10	\$	37,530.00	\$	18,765.00	\$	38,281.00	\$	19,140.50	\$	37,905.50
CLARK	ANDREW	A	28,919.28	7	\$	31,897.00	\$	15,948.50	\$	32,535.00	\$	16,267.50	\$	32,216.00
CLARK	NICOLE	A	29,000.40	8	\$	33,279.00	\$	16,639.50	\$	33,945.00	\$	16,972.50	\$	33,612.00
CLEMENT	LAURA	A	25,228.32	3	\$	26,133.00	\$	13,066.50	\$	26,656.00	\$	13,328.00	\$	26,394.50
CLOUTIER	AMY	A	33,484.36	9	\$	34,069.00	\$	17,034.50	\$	34,750.00	\$	17,375.00	\$	34,409.50
COLLINS	BEVERLY	A	35,234.68	9	\$	35,837.00	\$	17,918.50	\$	36,554.00	\$	18,277.00	\$	36,195.50
COLON	AIDE	A	35,744.28	11	\$	38,046.00	\$	19,023.00	\$	38,807.00	\$	19,403.50	\$	38,426.50
COLON	GERALDYNE	A	35,964.24	11	\$	36,574.00	\$	18,287.00	\$	37,305.00	\$	18,652.50	\$	36,939.50
COMALLI	DAVID	A	33,484.08	9	\$	34,069.00	\$	17,034.50	\$	34,750.00	\$	17,375.00	\$	34,409.50
COMEIRO	NICOLE	A	21,627.32	3	\$	22,474.00	\$	11,237.00	\$	22,923.00	\$	11,461.50	\$	22,698.50
COMTOIS	NICOLE	A	29,000.40	8	\$	33,279.00	\$	16,639.50	\$	33,945.00	\$	16,972.50	\$	33,612.00
CONLON	JOHN	A	21,629.58	3	\$	22,474.00	\$	11,237.00	\$	22,923.00	\$	11,461.50	\$	22,698.50
CONOVER	KATHRYN	A	32,701.20	8	\$	33,279.00	\$	16,639.50	\$	33,945.00	\$	16,972.50	\$	33,612.00
COOPER	JULIE	A	30,331.60	8	\$	34,625.00	\$	17,312.50	\$	35,318.00	\$	17,659.00	\$	34,971.50
CORREA	DANIELA	A	26,120.64	6	\$	27,045.00	\$	13,522.50	\$	27,586.00	\$	13,793.00	\$	27,315.50
COSTA	JEFFREY	A	30,331.60	8	\$	34,625.00	\$	17,312.50	\$	35,318.00	\$	17,659.00	\$	34,971.50
COSTARAKIS	GLORIA	A	31,334.68	8	\$	35,636.00	\$	17,818.00	\$	35,318.00	\$	17,659.00	\$	35,477.00
COTE	ELIZABETH	A	28,919.10	7	\$	31,897.00	\$	15,948.50	\$	32,535.00	\$	16,267.50	\$	32,216.00
COTE	CORALIE	A	21,627.32	3	\$	22,474.00	\$	11,237.00	\$	22,923.00	\$	11,461.50	\$	22,698.50
COTE	JOAN	A	31,735.60	9	\$	32,302.00	\$	16,151.00	\$	32,948.00	\$	16,474.00	\$	32,625.00
COTE	DEBRA	A	36,766.08	12	\$	37,384.00	\$	18,692.00	\$	38,132.00	\$	19,066.00	\$	37,758.00
COTE-ROY	DIANE	A	38,975.04	12	\$	39,615.00	\$	19,807.50	\$	40,407.00	\$	20,203.50	\$	40,011.00

COX	JONATHAN	A	30,331.60	8	\$	34,625.00	\$	17,312.50	\$	35,318.00	\$	17,659.00	\$	34,971.50
CRAWFORD	SOPHIA	A	36,910.44	10	\$	37,530.00	\$	18,765.00	\$	38,281.00	\$	19,140.50	\$	37,905.50
CREGG	ELLEN	A	34,289.84	10	\$	34,881.00	\$	17,440.50	\$	35,579.00	\$	17,789.50	\$	35,230.00
CROSTHWAITE	IVANA	A	27,918.80	7	\$	30,886.00	\$	15,443.00	\$	31,503.00	\$	15,751.50	\$	31,194.50
CRUZ	ROY	A	30,332.82	8	\$	34,625.00	\$	17,312.50	\$	35,318.00	\$	17,659.00	\$	34,971.50
CRUZ	JESSICA	A	22,587.24	2	\$	23,442.00	\$	11,721.00	\$	23,911.00	\$	11,955.50	\$	23,676.50
CRUZ	JULIANA	A	28,487.16	6	\$	29,459.00	\$	14,729.50	\$	30,048.00	\$	15,024.00	\$	29,753.50
CRUZ	KEANDRA	A	31,334.68	8	\$	35,636.00	\$	17,818.00	\$	35,318.00	\$	17,659.00	\$	35,477.00
CRUZ	YADARIS	A	24,849.76	5	\$	26,264.00	\$	13,132.00	\$	26,789.00	\$	13,394.50	\$	26,526.50
D ALESSANDRO	AMY	A	27,918.80	7	\$	30,886.00	\$	15,443.00	\$	31,503.00	\$	15,751.50	\$	31,194.50
DAIGLE	NANCY	A	32,701.76	8	\$	33,279.00	\$	16,639.50	\$	33,945.00	\$	16,972.50	\$	33,612.00
DALEY	PAUL	A	27,918.80	7	\$	30,886.00	\$	15,443.00	\$	31,503.00	\$	15,751.50	\$	31,194.50
DALRYMPLE	SHERRY	A	23,847.20	5	\$	25,253.00	\$	12,626.50	\$	25,758.00	\$	12,879.00	\$	25,505.50
DANG	PAULA	A	23,335.52	4	\$	24,336.00	\$	12,168.00	\$	24,823.00	\$	12,411.50	\$	24,579.50
DAUTEUIL	KAREN	A	27,486.90	6	\$	28,449.00	\$	14,224.50	\$	29,018.00	\$	14,509.00	\$	28,733.50
DAVIS	SHONICA	A	23,420.46	6	\$	24,294.00	\$	12,147.00	\$	24,780.00	\$	12,390.00	\$	24,537.00
DAVIS	KENNETH	A	32,701.20	8	\$	33,279.00	\$	16,639.50	\$	33,945.00	\$	16,972.50	\$	33,612.00
DAVIS	DARRYL	A	31,557.76	8	\$	32,123.00	\$	16,061.50	\$	32,766.00	\$	16,383.00	\$	32,444.50
DEANGELIS	JOHN	A	29,055.18	8	\$	33,134.00	\$	16,567.00	\$	33,797.00	\$	16,898.50	\$	33,465.50
DEIGNAN	SOUPHAN	A	35,744.28	11	\$	38,046.00	\$	19,023.00	\$	38,807.00	\$	19,403.50	\$	38,426.50
DEJESUS	ZÁIDA	A	23,420.28	6	\$	24,294.00	\$	12,147.00	\$	24,780.00	\$	12,390.00	\$	24,537.00
DELACRUZ	YOLANDA	A	39,390.52	12	\$	40,035.00	\$	20,017.50	\$	40,836.00	\$	20,418.00	\$	40,435.50
DELESDERNIER	SUZANNE	A	32,701.20	8	\$	33,279.00	\$	16,639.50	\$	33,945.00	\$	16,972.50	\$	33,612.00
DELGADO	JOYCELIANNIE	A	22,514.96	5	\$	23,906.00	\$	11,953.00	\$	24,384.00	\$	12,192.00	\$	24,145.00
DEMERS	CAROLYN	A	37,495.12	10	\$	38,120.00	\$	19,060.00	\$	38,882.00	\$	19,441.00	\$	38,501.00
DEROSA	KERRI	A	28,999.74	8	\$	33,279.00	\$	16,639.50	\$	33,945.00	\$	16,972.50	\$	33,612.00
DERWINIS	MARYBETH	A	36,911.16	10	\$	37,530.00	\$	18,765.00	\$	38,281.00	\$	19,140.50	\$	37,905.50
DESCHENES	MICHELLE	A	33,413.12	10	\$	33,996.00	\$	16,998.00	\$	34,676.00	\$	17,338.00	\$	34,336.00
DESCOTEAUX	PAMELA	A	33,413.12	10	\$	33,996.00	\$	16,998.00	\$	34,676.00	\$	17,338.00	\$	34,336.00
DESIMONE	HEATHER	A	31,334.68	8	\$	35,636.00	\$	17,818.00	\$	35,318.00	\$	17,659.00	\$	35,477.00
DEVISETTI	SAVITHA	A	22,587.91	2	\$	23,442.00	\$	11,721.00	\$	23,911.00	\$	11,955.50	\$	23,676.50
DIAMANTOPOULOS	NICHOLAS	A	35,234.68	10	\$	37,530.00	\$	18,765.00	\$	38,281.00	\$	19,140.50	\$	37,905.50
DIAZ	YOLANDA	A	29,396.64	9	\$	32,302.00	\$	16,151.00	\$	32,948.00	\$	16,474.00	\$	32,625.00
DILLON	LAURA	A	31,333.68	8	\$	35,636.00	\$	17,818.00	\$	36,349.00	\$	18,174.50	\$	35,992.50
DION KING	STACEY	A	29,812.86	8	\$	33,969.00	\$	16,984.50	\$	34,648.00	\$	17,324.00	\$	34,308.50
DOUCETTE	JESSICA	A	28,919.28	7	\$	31,897.00	\$	15,948.50	\$	32,535.00	\$	16,267.50	\$	32,216.00
DRAPER	SUSAN	A	37,715.08	11	\$	38,343.00	\$	19,171.50	\$	39,109.00	\$	19,554.50	\$	38,726.00
DRISCOLL	MARGARET	A	39,099.06	12	\$	39,740.00	\$	19,870.00	\$	40,535.00	\$	20,267.50	\$	40,137.50
DUCHARME	RENE	A	36,620.48	10	\$	37,236.00	\$	18,618.00	\$	37,981.00	\$	18,990.50	\$	37,608.50
DUCHARME	DIANE	A	36,911.16	10	\$	37,530.00	\$	18,765.00	\$	38,281.00	\$	19,140.50	\$	37,905.50
DUMAIS	SAMANTHA	A	26,159.70	5	\$	27,642.00	\$	13,821.00	\$	28,195.00	\$	14,097.50	\$	27,918.50
DURAND	NICOLE	A	23,962.68	2	\$	24,452.00	\$	12,226.00	\$	24,941.00	\$	12,470.50	\$	24,696.50
DURAND	RAYANN	A	27,121.64	6	\$	28,055.00	\$	14,027.50	\$	28,616.00	\$	14,308.00	\$	28,335.50
DWYER	AMY	A	28,919.28	7	\$	31,897.00	\$	15,948.50	\$	32,535.00	\$	16,267.50	\$	32,216.00

DYMENT	KELLY	A	28,919.28	7	\$	31,897.00	\$	15,948.50	\$	32,535.00	\$	16,267.50	\$	32,216.00
EMRICK	ALEXANDRA	A	28,919.28	7	\$	31,897.00	\$	15,948.50	\$	32,535.00	\$	16,267.50	\$	32,216.00
FAHEY-LUTZ	DONNA	A	25,756.50	6	\$	26,652.00	\$	13,326.00	\$	27,185.00	\$	13,592.50	\$	26,918.50
FALL	REBECCA	A	0.00				\$	-		\$	-	\$	-	-
FAMIGLIETTI	KATHLEEN	A	35,036.04	8	\$	35,636.00	\$	17,818.00	\$	36,349.00	\$	18,174.50	\$	35,992.50
FARLEY	KRISTIN	A	27,478.88	8	\$	31,612.00	\$	15,806.00	\$	32,244.00	\$	16,122.00	\$	31,928.00
FARRELL	SHAELAH	A	27,919.92	7	\$	30,886.00	\$	15,443.00	\$	31,503.00	\$	15,751.50	\$	31,194.50
FEBO	SANDRA	A	31,730.40	8	\$	32,298.00	\$	16,149.00	\$	32,944.00	\$	16,472.00	\$	32,621.00
FERDOUSI	ZAKIA	A	31,334.68	8	\$	35,636.00	\$	17,818.00	\$	35,318.00	\$	17,659.00	\$	35,477.00
FERNANDEZ	YUNIOR	A	24,848.88	5	\$	26,264.00	\$	13,132.00	\$	26,789.00	\$	13,394.50	\$	26,526.50
FERNSTEN	MARCIA	A	29,000.40	8	\$	33,279.00	\$	16,639.50	\$	33,945.00	\$	16,972.50	\$	33,612.00
FIGUEROA	PEDRO	A	27,294.80	8	\$	31,287.00	\$	15,643.50	\$	31,913.00	\$	15,956.50	\$	31,600.00
FINCH	BRENDA	A	29,000.40	8	\$	33,279.00	\$	16,639.50	\$	33,945.00	\$	16,972.50	\$	33,612.00
FITZGERALD	PATRICIA	A	37,495.12	10	\$	38,120.00	\$	19,060.00	\$	38,882.00	\$	19,441.00	\$	38,501.00
FLOOD	ROSELYN	A	33,412.68	10	\$	33,996.00	\$	16,998.00	\$	34,676.00	\$	17,338.00	\$	34,336.00
FLORES	TAMARA	A	28,919.28	7	\$	31,897.00	\$	15,948.50	\$	32,535.00	\$	16,267.50	\$	32,216.00
FLYNN	MARY	A	36,766.08	12	\$	37,384.00	\$	18,692.00	\$	38,132.00	\$	19,066.00	\$	37,758.00
FLYNN	SUSAN	A	35,161.36	10	\$	35,763.00	\$	17,881.50	\$	36,478.00	\$	18,239.00	\$	36,120.50
FORTIER	SUSAN	A	34,289.84	10	\$	34,881.00	\$	17,440.50	\$	35,579.00	\$	17,789.50	\$	35,230.00
FOSSE	CYNTHIA	A	29,000.40	8	\$	33,279.00	\$	16,639.50	\$	33,945.00	\$	16,972.50	\$	33,612.00
FOTOPOULOS	KARLA	A	29,736.72	8	\$	34,625.00	\$	17,312.50	\$	35,318.00	\$	17,659.00	\$	34,971.50
FRANCOEUR	BARRY	A	30,331.60	8	\$	34,625.00	\$	17,312.50	\$	35,318.00	\$	17,659.00	\$	34,971.50
FRECHETTE	REBEKAH	A	23,832.64	2	\$	24,721.00	\$	12,360.50	\$	25,216.00	\$	12,608.00	\$	24,968.50
FRECHETTE	AMY	A	34,210.28	8	\$	34,803.00	\$	17,401.50	\$	35,499.00	\$	17,749.50	\$	35,151.00
FREKER	LISA	A	31,730.40	8	\$	32,298.00	\$	16,149.00	\$	32,944.00	\$	16,472.00	\$	32,621.00
GALLAGHER	RACHEL	A	29,000.40	8	\$	33,279.00	\$	16,639.50	\$	33,945.00	\$	16,972.50	\$	33,612.00
GARTHE	LINDA	A	36,766.08	12	\$	37,384.00	\$	18,692.00	\$	38,132.00	\$	19,066.00	\$	37,758.00
GARY	BONNIE	A	26,439.40	6	\$	27,353.00	\$	13,676.50	\$	27,900.00	\$	13,950.00	\$	27,626.50
GAY	PATRICIA	A	36,497.24	10	\$	37,111.00	\$	18,555.50	\$	37,853.00	\$	18,926.50	\$	37,482.00
GIGNAC	LINDA-JOY	A	34,034.00	8	\$	34,625.00	\$	17,312.50	\$	35,318.00	\$	17,659.00	\$	34,971.50
GLEBA	KRIS	A	0.00				\$	-		\$	-	\$	-	-
GOBRON	SUSAN	A	23,586.36	2	\$	24,452.00	\$	12,226.00	\$	24,941.00	\$	12,470.50	\$	24,696.50
GODFROY	MICHELLE	A	31,730.40	8	\$	32,298.00	\$	16,149.00	\$	32,944.00	\$	16,472.00	\$	32,621.00
GONZALEZ	JESSICA	A	23,335.52	4	\$	24,336.00	\$	12,168.00	\$	24,823.00	\$	12,411.50	\$	24,579.50
GOODICK	DONALD	A	30,331.60	8	\$	34,625.00	\$	17,312.50	\$	35,318.00	\$	17,659.00	\$	34,971.50
GOUVEIA	CAROL	A	31,730.40	8	\$	32,298.00	\$	16,149.00	\$	32,944.00	\$	16,472.00	\$	32,621.00
GRAHAM	GRACE	A	37,495.12	10	\$	38,120.00	\$	19,060.00	\$	38,882.00	\$	19,441.00	\$	38,501.00
GREENE	PATRICIA	A	33,413.12	10	\$	33,996.00	\$	16,998.00	\$	34,676.00	\$	17,338.00	\$	34,336.00
GRENHAM	EILEEN	A	31,730.40	8	\$	32,298.00	\$	16,149.00	\$	32,944.00	\$	16,472.00	\$	32,621.00
GRIFFIN	HEIDI	A	32,701.76	8	\$	33,279.00	\$	16,639.50	\$	33,945.00	\$	16,972.50	\$	33,612.00
GRINER	LAJARVIS	A	27,478.88	8	\$	31,612.00	\$	15,806.00	\$	32,244.00	\$	16,122.00	\$	31,928.00
GUDEWICH	BRYAN	A	30,331.60	8	\$	34,625.00	\$	17,312.50	\$	35,318.00	\$	17,659.00	\$	34,971.50
GUDEWICH	ROSEMARY	A	33,413.12	10	\$	33,996.00	\$	16,998.00	\$	34,676.00	\$	17,338.00	\$	34,336.00
HALLIGAN	CLAIRE	A	22,587.91	2	\$	23,442.00	\$	11,721.00	\$	23,911.00	\$	11,955.50	\$	23,676.50

HAQUE	NASIMUL	A	22,587.91	2	\$	23,442.00	\$	11,721.00	\$	23,911.00	\$	11,955.50	\$	23,676.50
HARRIS	EDWIN	A	32,701.20	8	\$	33,279.00	\$	16,639.50	\$	33,945.00	\$	16,972.50	\$	33,612.00
HARTNETT	CHARLES	A	32,701.76	9	\$	35,837.00	\$	17,918.50	\$	36,554.00	\$	18,277.00	\$	36,195.50
HASHMI	ASHMA	A	28,486.50	6	\$	29,459.00	\$	14,729.50	\$	30,048.00	\$	15,024.00	\$	29,753.50
HEBERT	ERIN	A	25,195.56	7	\$	28,005.00	\$	14,002.50	\$	28,656.00	\$	14,328.00	\$	28,330.50
HEILIG	CASANDRA	A	22,894.62	3	\$	23,776.00	\$	11,888.00	\$	24,252.00	\$	12,126.00	\$	24,014.00
HERNANDEZ	ELIANETH	A	25,228.32	3	\$	26,133.00	\$	13,066.50	\$	26,656.00	\$	13,328.00	\$	26,394.50
HICKMAN	CHRISTOPHER	A	23,847.20	5	\$	25,253.00	\$	12,626.50	\$	25,758.00	\$	12,879.00	\$	25,505.50
HILLIER	TANYA	A	26,152.56	6	\$	27,102.00	\$	13,551.00	\$	27,644.00	\$	13,822.00	\$	27,373.00
HOFFMAN	CHRISTINE	A	25,960.48	8	\$	29,941.00	\$	14,970.50	\$	30,540.00	\$	15,270.00	\$	30,240.50
HOFFMAN	MICHELLE	A	22,587.91	2	\$	23,442.00	\$	11,721.00	\$	23,911.00	\$	11,955.50	\$	23,676.50
HORM	THYDA	A	33,413.12	11	\$	35,690.00	\$	17,845.00	\$	36,404.00	\$	18,202.00	\$	36,047.00
HOSSEINI-SOHI	SEYED	A	22,499.36	2	\$	23,374.00	\$	11,687.00	\$	23,842.00	\$	11,921.00	\$	23,608.00
HOWARD	LUCY	A	31,334.68	8	\$	35,636.00	\$	17,818.00	\$	35,318.00	\$	17,659.00	\$	35,477.00
HOWARD-SMITH	SHAWLETTE	A	23,586.67	2	\$	24,452.00	\$	12,226.00	\$	24,941.00	\$	12,470.50	\$	24,696.50
HUERTAS	HILDA	A	35,744.28	10	\$	36,352.00	\$	18,176.00	\$	37,079.00	\$	18,539.50	\$	36,715.50
HUGHES	JENNIFER	A	30,332.82	8	\$	34,625.00	\$	17,312.50	\$	35,318.00	\$	17,659.00	\$	34,971.50
HUN	SUZANNE	A	0.00				\$	-		\$	-	\$	-	
HUNTER	LINDA	A	35,088.48	11	\$	35,690.00	\$	17,845.00	\$	36,404.00	\$	18,202.00	\$	36,047.00
HUYNH	SAVUTH	A	36,911.16	11	\$	37,530.00	\$	18,765.00	\$	38,281.00	\$	19,140.50	\$	37,905.50
JASIM	NADIA	A	27,918.80	7	\$	30,886.00	\$	15,443.00	\$	31,503.00	\$	15,751.50	\$	31,194.50
JONES	JESSICA	A	24,982.36	4	\$	26,007.00	\$	13,003.50	\$	26,527.00	\$	13,263.50	\$	26,267.00
JONES	DOREEN	A	35,744.28	10	\$	36,352.00	\$	18,176.00	\$	37,079.00	\$	18,539.50	\$	36,715.50
JUDD	NANCY	A	39,244.40	10	\$	39,887.00	\$	19,943.50	\$	40,685.00	\$	20,342.50	\$	40,286.00
KATES	ERIC	A	30,332.82	8	\$	34,625.00	\$	17,312.50	\$	35,318.00	\$	17,659.00	\$	34,971.50
KEENE	TAYLOR	A	28,919.28	7	\$	31,897.00	\$	15,948.50	\$	32,535.00	\$	16,267.50	\$	32,216.00
KEENE	MAUREEN	A	22,003.80	4	\$	22,990.00	\$	11,495.00	\$	23,450.00	\$	11,725.00	\$	23,220.00
KELLEHER	HEATHER	A	33,413.12	10	\$	33,996.00	\$	16,998.00	\$	34,676.00	\$	17,338.00	\$	34,336.00
KEMP	JENNA	A	25,195.56	7	\$	28,005.00	\$	14,002.50	\$	28,656.00	\$	14,328.00	\$	28,330.50
KENNEDY	NOREEN	A	28,999.74	8	\$	33,279.00	\$	16,639.50	\$	33,945.00	\$	16,972.50	\$	33,612.00
KENNEWAY	NANO	A	26,140.40	6	\$	26,652.00	\$	13,326.00	\$	27,185.00	\$	13,592.50	\$	26,918.50
KILLGREN	CHERYL	A	29,396.64	8	\$	29,941.00	\$	14,970.50	\$	30,540.00	\$	15,270.00	\$	30,240.50
KING	BRENDA	A	36,839.46	11	\$	37,458.00	\$	18,729.00	\$	38,207.00	\$	19,103.50	\$	37,832.50
KOTHARI	RIKHAV	A	30,331.60	8	\$	34,625.00	\$	17,312.50	\$	35,318.00	\$	17,659.00	\$	34,971.50
KULAN	MARGARITA	A	34,816.74	9	\$	35,416.00	\$	17,708.00	\$	36,124.00	\$	18,062.00	\$	35,770.00
LABRANCHE	TIMOTHY	A	27,919.92	7	\$	30,886.00	\$	15,443.00	\$	31,503.00	\$	15,751.50	\$	31,194.50
LABRECQUE	LISA	A	29,000.40	8	\$	33,279.00	\$	16,639.50	\$	33,945.00	\$	16,972.50	\$	33,612.00
LAGASSE	LISSA	A	26,151.32	6	\$	27,102.00	\$	13,551.00	\$	27,644.00	\$	13,822.00	\$	27,373.00
LANDRY	GAYLE	A	36,839.40	11	\$	37,458.00	\$	18,729.00	\$	38,207.00	\$	19,103.50	\$	37,832.50
LARRY	KATHRYN	A	35,161.36	10	\$	35,763.00	\$	17,881.50	\$	36,478.00	\$	18,239.00	\$	36,120.50
LAUREANNO	TERRI	A	36,911.16	10	\$	37,530.00	\$	18,765.00	\$	38,281.00	\$	19,140.50	\$	37,905.50
LEAL SALLES	MALINDA	A	34,289.84	10	\$	34,881.00	\$	17,440.50	\$	35,579.00	\$	17,789.50	\$	35,230.00
LECLAIR	MARGERIE	A	23,586.67	2	\$	24,452.00	\$	12,226.00	\$	24,941.00	\$	12,470.50	\$	24,696.50
LEMAY	DOREEN	A	34,817.12	9	\$	35,416.00	\$	17,708.00	\$	36,124.00	\$	18,062.00	\$	35,770.00

LEMIEUX	KATELYN	A	25,627.68	4	\$ 26,671.00	\$ 13,335.50	\$ 27,205.00	\$ 13,602.50	\$ 26,938.00
LEPINE	LAUREN	A	33,209.80	8	\$ 33,792.00	\$ 16,896.00	\$ 34,468.00	\$ 17,234.00	\$ 34,130.00
LEVESQUE	SANDRA	A	35,744.28	11	\$ 38,046.00	\$ 19,023.00	\$ 38,807.00	\$ 19,403.50	\$ 38,426.50
LOGAN	NICHOLAS	A	30,332.82	8	\$ 34,625.00	\$ 17,312.50	\$ 35,318.00	\$ 17,659.00	\$ 34,971.50
LOHMER	MICHAEL	A	37,571.56	9	\$ 38,196.00	\$ 19,098.00	\$ 38,960.00	\$ 19,480.00	\$ 38,578.00
LOPES	SAM	A	22,588.02	2	\$ 23,442.00	\$ 11,721.00	\$ 23,911.00	\$ 11,955.50	\$ 23,676.50
LOPEZ	VIANKA	A	30,573.40	8	\$ 34,803.00	\$ 17,401.50	\$ 35,499.00	\$ 17,749.50	\$ 35,151.00
LORD	BARBARA	A	33,412.68	10	\$ 33,996.00	\$ 16,998.00	\$ 34,676.00	\$ 17,338.00	\$ 34,336.00
LOWELL	VALERIE	A	28,293.20	8	\$ 32,298.00	\$ 16,149.00	\$ 32,944.00	\$ 16,472.00	\$ 32,621.00
LYNCH	ASHLEY	A	28,919.28	7	\$ 31,897.00	\$ 15,948.50	\$ 32,535.00	\$ 16,267.50	\$ 32,216.00
LYSZ	KELLI	A	32,558.76	9	\$ 35,543.00	\$ 17,771.50	\$ 36,254.00	\$ 18,127.00	\$ 35,898.50
MACFARLANE	JANE-SARAH	A	27,919.92	7	\$ 30,886.00	\$ 15,443.00	\$ 31,503.00	\$ 15,751.50	\$ 31,194.50
MACINNIS	KRISTINE	A	29,396.64	8	\$ 29,941.00	\$ 14,970.50	\$ 30,540.00	\$ 15,270.00	\$ 30,240.50
MACLEAN	CHARLENE	A	35,036.04	8	\$ 35,636.00	\$ 17,818.00	\$ 36,349.00	\$ 18,174.50	\$ 35,992.50
MACLEAN	IAN	A	23,586.67	2	\$ 24,452.00	\$ 12,226.00	\$ 24,941.00	\$ 12,470.50	\$ 24,696.50
MACLEOD	CHRISTOPHER	A	25,160.52	5	\$ 26,631.00	\$ 13,315.50	\$ 27,164.00	\$ 13,582.00	\$ 26,897.50
MAHONEY	DARLENE	A	31,735.60	9	\$ 32,302.00	\$ 16,151.00	\$ 32,948.00	\$ 16,474.00	\$ 32,625.00
MALLU	VIJITHA	A	27,918.80	7	\$ 30,886.00	\$ 15,443.00	\$ 31,503.00	\$ 15,751.50	\$ 31,194.50
MAN	HONG	A	22,260.68	3	\$ 23,125.00	\$ 11,562.50	\$ 23,587.00	\$ 11,793.50	\$ 23,356.00
MANAHAN	HELEN	A	28,999.74	8	\$ 33,279.00	\$ 16,639.50	\$ 33,945.00	\$ 16,972.50	\$ 33,612.00
MANDEVILLE	KELLI	A	24,849.76	5	\$ 26,264.00	\$ 13,132.00	\$ 26,789.00	\$ 13,394.50	\$ 26,526.50
MANSOUR	SUAD	A	30,332.82	8	\$ 34,625.00	\$ 17,312.50	\$ 35,318.00	\$ 17,659.00	\$ 34,971.50
MARANDOLA	KAYLA	A	26,585.52	7	\$ 29,540.00	\$ 14,770.00	\$ 30,130.00	\$ 15,065.00	\$ 29,835.00
MARTIN	JENNA	A	28,486.50	6	\$ 29,459.00	\$ 14,729.50	\$ 30,048.00	\$ 15,024.00	\$ 29,753.50
MARTIN	MARY	A	29,000.40	8	\$ 33,279.00	\$ 16,639.50	\$ 33,945.00	\$ 16,972.50	\$ 33,612.00
MARTIN	LINDSEY	A	23,586.67	2	\$ 24,452.00	\$ 12,226.00	\$ 24,941.00	\$ 12,470.50	\$ 24,696.50
MARTINEZ	ANGELA	A	33,209.40	8	\$ 33,792.00	\$ 16,896.00	\$ 34,468.00	\$ 17,234.00	\$ 34,130.00
MAZZONE	TERESA	A	34,288.80	10	\$ 34,881.00	\$ 17,440.50	\$ 35,579.00	\$ 17,789.50	\$ 35,230.00
MCARDLE	MARTHA	A	38,590.76	11	\$ 39,225.00	\$ 19,612.50	\$ 40,010.00	\$ 20,005.00	\$ 39,617.50
MCCABE	MARY	A	30,331.60	8	\$ 34,625.00	\$ 17,312.50	\$ 35,318.00	\$ 17,659.00	\$ 34,971.50
MCCANN	KELLIE	A	29,000.40	8	\$ 33,279.00	\$ 16,639.50	\$ 33,945.00	\$ 16,972.50	\$ 33,612.00
MCCARTHY	NATHANIEL	A	27,487.20	6	\$ 28,449.00	\$ 14,224.50	\$ 29,018.00	\$ 14,509.00	\$ 28,733.50
MCDERMOTT	EDWARD	A	23,980.74	4	\$ 24,998.00	\$ 12,499.00	\$ 25,498.00	\$ 12,749.00	\$ 25,248.00
MCDERMOTT	JEAN	A	31,334.68	8	\$ 35,636.00	\$ 17,818.00	\$ 35,318.00	\$ 17,659.00	\$ 35,477.00
MCDONALD	KATHY	A	34,070.40	9	\$ 34,659.00	\$ 17,329.50	\$ 35,353.00	\$ 17,676.50	\$ 35,006.00
MCGEE	CHERYL	A	33,413.12	10	\$ 33,996.00	\$ 16,998.00	\$ 34,676.00	\$ 17,338.00	\$ 34,336.00
MCGONIGLE	MICHAEL	A	30,331.60	8	\$ 34,625.00	\$ 17,312.50	\$ 35,318.00	\$ 17,659.00	\$ 34,971.50
MCGRATH	CHRISTA	A	36,911.16	10	\$ 37,530.00	\$ 18,765.00	\$ 38,281.00	\$ 19,140.50	\$ 37,905.50
MCMANUS	AMY	A	29,000.40	8	\$ 33,279.00	\$ 16,639.50	\$ 33,945.00	\$ 16,972.50	\$ 33,612.00
MCNIFF	SARA	A	21,251.54	2	\$ 22,095.00	\$ 11,047.50	\$ 22,537.00	\$ 11,268.50	\$ 22,316.00
MCPHEE	ELLEN	A	23,806.12	7	\$ 26,470.00	\$ 13,235.00	\$ 26,999.00	\$ 13,499.50	\$ 26,734.50
MCPHILLIPS	KAREN	A	34,745.88	10	\$ 35,344.00	\$ 17,672.00	\$ 36,051.00	\$ 18,025.50	\$ 35,697.50
MEAS	VANNYDA	A	23,211.30	2	\$ 24,082.00	\$ 12,041.00	\$ 24,563.00	\$ 12,281.50	\$ 24,322.50
MEEHAN	JANET	A	36,620.48	10	\$ 37,236.00	\$ 18,618.00	\$ 37,981.00	\$ 18,990.50	\$ 37,608.50

MEEHAN	ERIN	A	21,251.54	2	\$	22,095.00	\$	11,047.50	\$	22,537.00	\$	11,268.50	\$	22,316.00
MENDES	LINDA	A	35,621.04	10	\$	36,227.00	\$	18,113.50	\$	36,952.00	\$	18,476.00	\$	36,589.50
MENEZES	SUSANA	A	36,911.16	10	\$	37,530.00	\$	18,765.00	\$	38,281.00	\$	19,140.50	\$	37,905.50
MENZIES	MICHAEL	A	23,586.67	2	\$	24,452.00	\$	12,226.00	\$	24,941.00	\$	12,470.50	\$	24,696.50
MERRILL	SHARON	A	29,000.40	8	\$	33,279.00	\$	16,639.50	\$	33,945.00	\$	16,972.50	\$	33,612.00
MIDDLETON	JUDITH	A	25,812.80	5	\$	27,323.00	\$	13,661.50	\$	27,869.00	\$	13,934.50	\$	27,596.00
MILES	KARA	A	28,919.28	7	\$	31,897.00	\$	15,948.50	\$	32,535.00	\$	16,267.50	\$	32,216.00
MILLET	EMILY	A	35,035.98	8	\$	35,636.00	\$	17,818.00	\$	36,349.00	\$	18,174.50	\$	35,992.50
MINER	DANIELLE	A	31,334.68	8	\$	35,636.00	\$	17,818.00	\$	35,318.00	\$	17,659.00	\$	35,477.00
MISSETT	KATHRYN	A	27,918.80	7	\$	30,886.00	\$	15,443.00	\$	31,503.00	\$	15,751.50	\$	31,194.50
MISTRY	AMITA	A	35,234.64	9	\$	35,837.00	\$	17,918.50	\$	36,554.00	\$	18,277.00	\$	36,195.50
MOHAMMED	AHMED	A	28,919.28	7	\$	31,897.00	\$	15,948.50	\$	32,535.00	\$	16,267.50	\$	32,216.00
MOLA	SAPNA	A	22,587.91	2	\$	23,442.00	\$	11,721.00	\$	23,911.00	\$	11,955.50	\$	23,676.50
MONAHAN	MELYSSA	A	29,000.40	8	\$	33,279.00	\$	16,639.50	\$	33,945.00	\$	16,972.50	\$	33,612.00
MONSERRATE	IDALIS	A	22,961.64	3	\$	23,820.00	\$	11,910.00	\$	24,296.00	\$	12,148.00	\$	24,058.00
MORALES	LUIS	A	22,588.02	2	\$	23,442.00	\$	11,721.00	\$	23,911.00	\$	11,955.50	\$	23,676.50
MORALES	ELIZABETH	A	23,596.04	3	\$	24,472.00	\$	12,236.00	\$	24,962.00	\$	12,481.00	\$	24,717.00
MORALES	JACQUELINE	A	21,251.54	2	\$	22,095.00	\$	11,047.50	\$	22,537.00	\$	11,268.50	\$	22,316.00
MORAN	BETH	A	34,943.16	9	\$	34,532.00	\$	17,266.00	\$	35,223.00	\$	17,611.50	\$	34,877.50
MORRILL	EMILY	A	21,251.54	2	\$	22,095.00	\$	11,047.50	\$	22,537.00	\$	11,268.50	\$	22,316.00
MORRIS	ASHLEY	A	29,000.40	8	\$	33,279.00	\$	16,639.50	\$	33,945.00	\$	16,972.50	\$	33,612.00
MORRIS	PATRICIA	A	34,362.12	9	\$	34,955.00	\$	17,477.50	\$	35,654.00	\$	17,827.00	\$	35,304.50
MORSE	SAMUEL	A	27,486.90	6	\$	28,449.00	\$	14,224.50	\$	29,018.00	\$	14,509.00	\$	28,733.50
MOUSA	HADEEL	A	27,918.80	7	\$	30,886.00	\$	15,443.00	\$	31,503.00	\$	15,751.50	\$	31,194.50
MURPHY	SHARON	A	0.00				\$	-		\$	-	\$	-	-
MURPHY	JACKIE	A	22,003.80	4	\$	22,990.00	\$	11,495.00	\$	23,450.00	\$	11,725.00	\$	23,220.00
MURPHY	DONNA	A	31,051.28	8	\$	31,612.00	\$	15,806.00	\$	32,244.00	\$	16,122.00	\$	31,928.00
NATHM	ZAIYNAB	A	24,834.16	2	\$	25,731.00	\$	12,865.50	\$	26,246.00	\$	13,123.00	\$	25,988.50
NEWCUMB	LEEANN	A	36,911.16	10	\$	37,530.00	\$	18,765.00	\$	38,281.00	\$	19,140.50	\$	37,905.50
NEWELL	TIMOTHY	A	26,152.56	6	\$	27,102.00	\$	13,551.00	\$	27,644.00	\$	13,822.00	\$	27,373.00
NEWELL	DENISE	A	34,289.84	10	\$	34,881.00	\$	17,440.50	\$	35,579.00	\$	17,789.50	\$	35,230.00
NOCELLA	RYAN	A	26,530.40	7	\$	29,351.00	\$	14,675.50	\$	29,938.00	\$	14,969.00	\$	29,644.50
NOLAN	PAMELA	A	30,331.60	8	\$	34,625.00	\$	17,312.50	\$	35,318.00	\$	17,659.00	\$	34,971.50
OBDENS	REBECCA	A	29,000.40	8	\$	33,279.00	\$	16,639.50	\$	33,945.00	\$	16,972.50	\$	33,612.00
OFALLON	KATHERINE	A	31,730.40	8	\$	32,298.00	\$	16,149.00	\$	32,944.00	\$	16,472.00	\$	32,621.00
OKEEFE-HOFFMAN	TERRI	A	30,331.60	8	\$	34,625.00	\$	17,312.50	\$	35,318.00	\$	17,659.00	\$	34,971.50
OLDEN	KELSEY	A	23,586.67	2	\$	24,452.00	\$	12,226.00	\$	24,941.00	\$	12,470.50	\$	24,696.50
OLIVEIRA	CHRISTINA	A	29,000.40	8	\$	33,279.00	\$	16,639.50	\$	33,945.00	\$	16,972.50	\$	33,612.00
OM	GRACE NGO	A	36,037.04	10	\$	36,648.00	\$	18,324.00	\$	37,381.00	\$	18,690.50	\$	37,014.50
ORTIZ	JENNIFER	A	28,057.12	8	\$	32,123.00	\$	16,061.50	\$	32,766.00	\$	16,383.00	\$	32,444.50
OSPINA	CORINNE	A	21,251.58	2	\$	22,095.00	\$	11,047.50	\$	55,537.00	\$	27,768.50	\$	38,816.00
OTERO	FERNANDA	A	32,701.76	8	\$	33,279.00	\$	16,639.50	\$	33,945.00	\$	16,972.50	\$	33,612.00
OTERO	COURTNEY	A	23,586.67	2	\$	24,452.00	\$	12,226.00	\$	24,941.00	\$	12,470.50	\$	24,696.50
PAQUIN-MARQUEZ	MARY	A	31,735.60	9	\$	32,302.00	\$	16,151.00	\$	32,948.00	\$	16,474.00	\$	32,625.00

PARKE	CHRISTOPHER	A	33,070.44	9	\$	33,650.00	\$	16,825.00	\$	34,323.00	\$	17,161.50	\$	33,986.50
PATTERSON	COURTNEY	A	27,918.80	7	\$	30,886.00	\$	15,443.00	\$	31,503.00	\$	15,751.50	\$	31,194.50
PAYNE	SARA	A	29,000.40	8	\$	33,279.00	\$	16,639.50	\$	33,945.00	\$	16,972.50	\$	33,612.00
PELLAND	SUSANNE	A	35,160.30	10	\$	35,763.00	\$	17,881.50	\$	36,478.00	\$	18,239.00	\$	36,120.50
PEREZ	GINA	A	22,587.24	2	\$	23,442.00	\$	11,721.00	\$	23,911.00	\$	11,955.50	\$	23,676.50
PEREZ	CHELSEA	A	24,755.64	6	\$	25,641.00	\$	12,820.50	\$	26,154.00	\$	13,077.00	\$	25,897.50
PHAUK	JOHNNY	A	31,333.68	8	\$	35,636.00	\$	17,818.00	\$	36,349.00	\$	18,174.50	\$	35,992.50
PHILLIPS	ELIZABETH	A	29,814.20	8	\$	33,969.00	\$	16,984.50	\$	34,648.00	\$	17,324.00	\$	34,308.50
PICKETT	SHELAGH	A	36,911.16	10	\$	37,530.00	\$	18,765.00	\$	38,281.00	\$	19,140.50	\$	37,905.50
PIEKOS	JOSHUA	A	28,486.50	6	\$	29,459.00	\$	14,729.50	\$	30,048.00	\$	15,024.00	\$	29,753.50
PIEKOS	REBECCA	A	28,486.50	6	\$	29,459.00	\$	14,729.50	\$	30,048.00	\$	15,024.00	\$	29,753.50
POLAK	DIANNE	A	23,586.36	2	\$	24,452.00	\$	12,226.00	\$	24,941.00	\$	12,470.50	\$	24,696.50
POSCO	LORI	A	29,814.20	8	\$	33,969.00	\$	16,984.50	\$	34,648.00	\$	17,324.00	\$	34,308.50
PRAK	PAO	A	27,919.92	7	\$	30,886.00	\$	15,443.00	\$	31,503.00	\$	15,751.50	\$	31,194.50
PRESCOTT	LISA	A	31,735.20	9	\$	32,302.00	\$	16,151.00	\$	32,948.00	\$	16,474.00	\$	32,625.00
PROVENCHER	TERESA	A	25,960.48	8	\$	29,941.00	\$	14,970.50	\$	30,540.00	\$	15,270.00	\$	30,240.50
PROVOST	AMY	A	31,735.60	9	\$	32,302.00	\$	16,151.00	\$	32,948.00	\$	16,474.00	\$	32,625.00
PRUD'HOMME	NICOLE	A	23,962.64	3	\$	24,831.00	\$	12,415.50	\$	25,327.00	\$	12,663.50	\$	25,079.00
QUIGLEY	ELLEN	A	24,209.64	2	\$	25,091.00	\$	12,545.50	\$	25,593.00	\$	12,796.50	\$	25,342.00
RAMALHO	JULIE	A	33,413.12	10	\$	33,996.00	\$	16,998.00	\$	34,676.00	\$	17,338.00	\$	34,336.00
RAMIREZ	ARIANA	A	33,070.44	9	\$	33,650.00	\$	16,825.00	\$	34,323.00	\$	17,161.50	\$	33,986.50
RAVICHANDRA	KOUSALYA	A	26,722.08	8	\$	30,776.00	\$	15,388.00	\$	31,391.00	\$	15,695.50	\$	31,083.50
REILLY	CATHERINE	A	32,608.68	9	\$	33,185.00	\$	16,592.50	\$	33,849.00	\$	16,924.50	\$	33,517.00
REYES	AIDA	A	33,484.36	9	\$	34,069.00	\$	17,034.50	\$	34,750.00	\$	17,375.00	\$	34,409.50
RIVERA	ELY	A	33,413.12	10	\$	33,996.00	\$	16,998.00	\$	34,676.00	\$	17,338.00	\$	34,336.00
ROBLES	JANITZA	A	24,982.36	4	\$	26,007.00	\$	13,003.50	\$	26,527.00	\$	13,263.50	\$	26,267.00
RODRIGUEZ	GUSTAVO	A	31,334.68	8	\$	35,636.00	\$	17,818.00	\$	35,318.00	\$	17,659.00	\$	35,477.00
RODRIGUEZ	MYLENE	A	38,296.96	11	\$	38,930.00	\$	19,465.00	\$	39,708.00	\$	19,854.00	\$	39,319.00
RODRIGUEZ	ADITA	A	22,514.96	5	\$	23,906.00	\$	11,953.00	\$	24,384.00	\$	12,192.00	\$	24,145.00
RODRIGUEZ	PAULA	A	35,161.36	10	\$	35,763.00	\$	17,881.50	\$	36,478.00	\$	18,239.00	\$	36,120.50
RODRIGUEZ-ANDRAD	NATALY	A	25,756.64	6	\$	26,652.00	\$	13,326.00	\$	27,185.00	\$	13,592.50	\$	26,918.50
ROGERS	MAUREEN	A	33,070.44	9	\$	33,650.00	\$	16,825.00	\$	34,323.00	\$	17,161.50	\$	33,986.50
ROMAN	MARLENE	A	29,000.40	8	\$	33,279.00	\$	16,639.50	\$	33,945.00	\$	16,972.50	\$	33,612.00
RONAN	MARK	A	31,334.68	8	\$	35,636.00	\$	17,818.00	\$	35,318.00	\$	17,659.00	\$	35,477.00
ROONEY	CHERYL	A	28,919.10	7	\$	31,897.00	\$	15,948.50	\$	32,535.00	\$	16,267.50	\$	32,216.00
ROPER	SHAYNA	A	24,597.56	3	\$	25,482.00	\$	12,741.00	\$	25,992.00	\$	12,996.00	\$	25,737.00
ROPER	DEBRA	A	35,817.08	9	\$	36,426.00	\$	18,213.00	\$	37,154.00	\$	18,577.00	\$	36,790.00
ROSA	DENNIS	A	34,288.80	10	\$	34,881.00	\$	17,440.50	\$	35,579.00	\$	17,789.50	\$	35,230.00
RUSHDI	HIND	A	26,585.52	7	\$	29,540.00	\$	14,770.00	\$	30,130.00	\$	15,065.00	\$	29,835.00
RUSHTON	CAROL	A	36,766.08	12	\$	37,384.00	\$	18,692.00	\$	38,132.00	\$	19,066.00	\$	37,758.00
RYAN	PATRICIA	A	36,839.40	11	\$	37,458.00	\$	18,729.00	\$	38,207.00	\$	19,103.50	\$	37,832.50
RYDER	LISA	A	31,735.60	9	\$	32,302.00	\$	16,151.00	\$	32,948.00	\$	16,474.00	\$	32,625.00
SABETTI	STEPHANIE	A	23,804.76	7	\$	26,470.00	\$	13,235.00	\$	26,999.00	\$	13,499.50	\$	26,734.50
SACHETTA	SUSAN	A	33,484.36	9	\$	34,069.00	\$	17,034.50	\$	34,750.00	\$	17,375.00	\$	34,409.50

SADLIER	ELINOR	A	38,590.76	11	\$	39,225.00	\$	19,612.50	\$	40,010.00	\$	20,005.00	\$	39,617.50
SALEM	WASSAN	A	31,334.68	8	\$	35,636.00	\$	17,818.00	\$	35,318.00	\$	17,659.00	\$	35,477.00
SALVIATI	LAUREN	A	24,228.96	3	\$	25,122.00	\$	12,561.00	\$	25,625.00	\$	12,812.50	\$	25,373.50
SARGENT	CAROLE	A	34,288.80	10	\$	34,881.00	\$	17,440.50	\$	35,579.00	\$	17,789.50	\$	35,230.00
SARKIS	DIB	A	22,962.24	3	\$	23,820.00	\$	11,910.00	\$	24,296.00	\$	12,148.00	\$	24,058.00
SEM	JENNIFER	A	31,334.68	8	\$	35,636.00	\$	17,818.00	\$	35,318.00	\$	17,659.00	\$	35,477.00
SEPE	MICHELE	A	36,037.04	10	\$	36,648.00	\$	18,324.00	\$	37,381.00	\$	18,690.50	\$	37,014.50
SEVIGNY	PAULA	A	34,745.88	10	\$	35,344.00	\$	17,672.00	\$	36,051.00	\$	18,025.50	\$	35,697.50
SEZINE	CLAUDINEIA	A	37,569.42	9	\$	38,196.00	\$	19,098.00	\$	38,960.00	\$	19,480.00	\$	38,578.00
SHAKIR	NIDHAL	A	27,918.80	7	\$	30,886.00	\$	15,443.00	\$	31,503.00	\$	15,751.50	\$	31,194.50
SHAW	NANCY	A	29,000.40	8	\$	33,279.00	\$	16,639.50	\$	33,945.00	\$	16,972.50	\$	33,612.00
SHEA	MARY	A	31,735.60	9	\$	32,302.00	\$	16,151.00	\$	32,948.00	\$	16,474.00	\$	32,625.00
SHEEHY	JENNIFER	A	28,293.20	8	\$	32,298.00	\$	16,149.00	\$	32,944.00	\$	16,472.00	\$	32,621.00
SHEPARD	MATTHEW	A	27,294.80	8	\$	31,287.00	\$	15,643.50	\$	31,913.00	\$	15,956.50	\$	31,600.00
SHERMAN	LINDA	A	23,420.28	6	\$	24,294.00	\$	12,147.00	\$	24,780.00	\$	12,390.00	\$	24,537.00
SIERRA	DELMIS	A	23,292.88	4	\$	24,314.00	\$	12,157.00	\$	24,801.00	\$	12,400.50	\$	24,557.50
SILVA	COREY	A	22,962.24	3	\$	23,820.00	\$	11,910.00	\$	24,296.00	\$	12,148.00	\$	24,058.00
SILVA	VALERIA	A	28,487.16	6	\$	29,459.00	\$	14,729.50	\$	30,048.00	\$	15,024.00	\$	29,753.50
SILVA	NINA	A	33,385.04	8	\$	33,969.00	\$	16,984.50	\$	34,648.00	\$	17,324.00	\$	34,308.50
SILVA	KAREN	A	40,849.64	12	\$	41,507.00	\$	20,753.50	\$	42,337.00	\$	21,168.50	\$	41,922.00
SILVA	AIDA	A	24,336.52	4	\$	25,347.00	\$	12,673.50	\$	25,854.00	\$	12,927.00	\$	25,600.50
SILVA	ANA	A	36,839.40	11	\$	37,458.00	\$	18,729.00	\$	38,207.00	\$	19,103.50	\$	37,832.50
SMITH	LUZ	A	34,035.54	8	\$	34,625.00	\$	17,312.50	\$	35,318.00	\$	17,659.00	\$	34,971.50
SMITH	PHILIP	A	28,919.28	7	\$	31,897.00	\$	15,948.50	\$	32,535.00	\$	16,267.50	\$	32,216.00
SNEAD	JOANN	A	23,826.40	5	\$	25,284.00	\$	12,642.00	\$	25,790.00	\$	12,895.00	\$	25,537.00
SNOW	ANASTISIA	A	28,919.28	7	\$	31,897.00	\$	15,948.50	\$	32,535.00	\$	16,267.50	\$	32,216.00
SOLIMAN	MARIAM	A	23,586.67	2	\$	24,452.00	\$	12,226.00	\$	24,941.00	\$	12,470.50	\$	24,696.50
SOROTA	CHELSEY	A	30,331.60	8	\$	34,625.00	\$	17,312.50	\$	35,318.00	\$	17,659.00	\$	34,971.50
SOUCY	MAUREEN	A	35,744.28	10	\$	36,352.00	\$	18,176.00	\$	37,079.00	\$	18,539.50	\$	36,715.50
SOUN	SAMBATH	A	36,910.44	11	\$	39,225.00	\$	19,612.50	\$	40,010.00	\$	20,005.00	\$	39,617.50
SOUSA	ELIZABETH	A	28,999.74	8	\$	33,279.00	\$	16,639.50	\$	33,945.00	\$	16,972.50	\$	33,612.00
SOUSA	KIMBERLY	A	36,569.52	9	\$	37,185.00	\$	18,592.50	\$	37,928.00	\$	18,964.00	\$	37,556.50
SOUTHERN	ROBERT	A	30,331.60	8	\$	34,625.00	\$	17,312.50	\$	35,318.00	\$	17,659.00	\$	34,971.50
ST ONGE	ADRIANA	A	23,826.40	5	\$	25,284.00	\$	12,642.00	\$	25,790.00	\$	12,895.00	\$	25,537.00
STANCHEVA	VARVARA	A	32,701.76	8	\$	33,279.00	\$	16,639.50	\$	33,945.00	\$	16,972.50	\$	33,612.00
STEAD	LYNN	A	35,817.08	9	\$	36,426.00	\$	18,213.00	\$	37,154.00	\$	18,577.00	\$	36,790.00
STEFANO	LISA	A	27,486.90	6	\$	28,449.00	\$	14,224.50	\$	29,018.00	\$	14,509.00	\$	28,733.50
STEWART	GINA	A	34,070.40	9	\$	34,659.00	\$	17,329.50	\$	35,353.00	\$	17,676.50	\$	35,006.00
STINSON	CHERYL	A	36,839.40	12	\$	37,458.00	\$	18,729.00	\$	38,207.00	\$	19,103.50	\$	37,832.50
STONE	SAMANTHA	A	27,918.80	7	\$	30,886.00	\$	15,443.00	\$	31,503.00	\$	15,751.50	\$	31,194.50
SULLIVAN	COLLEEN	A	39,099.32	12	\$	39,740.00	\$	19,870.00	\$	40,535.00	\$	20,267.50	\$	40,137.50
SWANSON	ALYSSA	A	24,786.72	6	\$	25,698.00	\$	12,849.00	\$	26,212.00	\$	13,106.00	\$	25,955.00
SYED	SAJADA	A	35,234.64	9	\$	35,837.00	\$	17,918.50	\$	36,554.00	\$	18,277.00	\$	36,195.50
TANGUAY	KAREN	A	35,089.08	11	\$	35,690.00	\$	17,845.00	\$	36,404.00	\$	18,202.00	\$	36,047.00

TASCH	ZOE	A	27,486.90	6	\$	28,449.00	\$	14,224.50	\$	29,018.00	\$	14,509.00	\$	28,733.50
TAYLOR	CECILE	A	30,729.72	8	\$	31,287.00	\$	15,643.50	\$	31,913.00	\$	15,956.50	\$	31,600.00
TEAGUE	PATRICIA	A	32,608.68	10	\$	34,881.00	\$	17,440.50	\$	35,579.00	\$	17,789.50	\$	35,230.00
TENCZAR	JEFFREY	A	30,332.82	8	\$	34,625.00	\$	17,312.50	\$	35,318.00	\$	17,659.00	\$	34,971.50
TESSIER	CHRISTINE	A	30,331.60	8	\$	34,625.00	\$	17,312.50	\$	35,318.00	\$	17,659.00	\$	34,971.50
THERIAULT	ARLENE	A	36,497.24	10	\$	37,111.00	\$	18,555.50	\$	37,853.00	\$	18,926.50	\$	37,482.00
THISSELL	NICOLE	A	28,919.28	7	\$	31,897.00	\$	15,948.50	\$	32,535.00	\$	16,267.50	\$	32,216.00
THOMAS	EMELINE	A	29,000.40	8	\$	33,279.00	\$	16,639.50	\$	33,945.00	\$	16,972.50	\$	33,612.00
THOMPSON	STEPHANIE	A	31,334.68	8	\$	35,636.00	\$	17,818.00	\$	35,318.00	\$	17,659.00	\$	35,477.00
TINGLEY	GRAHAM	A	34,035.54	8	\$	34,625.00	\$	17,312.50	\$	35,318.00	\$	17,659.00	\$	34,971.50
TINGLEY	KATHLEEN	A	34,035.54	8	\$	34,625.00	\$	17,312.50	\$	35,318.00	\$	17,659.00	\$	34,971.50
TOOMAJANIAN	DIANE	A	31,735.60	9	\$	32,302.00	\$	16,151.00	\$	32,948.00	\$	16,474.00	\$	32,625.00
TORRES ORTIZ	NAOMI	A	29,000.40	8	\$	33,279.00	\$	16,639.50	\$	33,945.00	\$	16,972.50	\$	33,612.00
TRUDEL	ANN	A	35,744.28	10	\$	36,352.00	\$	18,176.00	\$	37,079.00	\$	18,539.50	\$	36,715.50
URIBE	NATALIE	A	28,919.28	7	\$	31,897.00	\$	15,948.50	\$	32,535.00	\$	16,267.50	\$	32,216.00
VASANTHAMANI	MUTHURAJ	A	25,627.68	4	\$	26,671.00	\$	13,335.50	\$	27,205.00	\$	13,602.50	\$	26,938.00
VAUGHAN	DOREEN	A	31,735.60	9	\$	32,302.00	\$	16,151.00	\$	32,948.00	\$	16,474.00	\$	32,625.00
VAZQUEZ-BORRERO	GISELLE	A	28,487.16	6	\$	29,459.00	\$	14,729.50	\$	30,048.00	\$	15,024.00	\$	29,753.50
VERDIER	INEZ-LEE	A	26,585.58	6	\$	27,102.00	\$	13,551.00	\$	27,644.00	\$	13,822.00	\$	27,373.00
VIEIRA	KRYSTLE	A	31,334.68	8	\$	35,636.00	\$	17,818.00	\$	35,318.00	\$	17,659.00	\$	35,477.00
VILLINEAU	CAROL	A	31,735.60	9	\$	32,302.00	\$	16,151.00	\$	32,948.00	\$	16,474.00	\$	32,625.00
WALSH	KELLY	A	36,910.44	10	\$	37,530.00	\$	18,765.00	\$	38,281.00	\$	19,140.50	\$	37,905.50
WANG	SALYNA	A	31,334.68	8	\$	35,636.00	\$	17,818.00	\$	35,318.00	\$	17,659.00	\$	35,477.00
WARUCH	BENJAMIN	A	27,486.90	6	\$	28,449.00	\$	14,224.50	\$	29,018.00	\$	14,509.00	\$	28,733.50
WATTS	AMY	A	31,334.68	8	\$	35,636.00	\$	17,818.00	\$	35,318.00	\$	17,659.00	\$	35,477.00
WELDON	LISA	A	27,486.90	6	\$	28,449.00	\$	14,224.50	\$	29,018.00	\$	14,509.00	\$	28,733.50
WELLS	KATHLEEN	A	29,000.40	8	\$	33,279.00	\$	16,639.50	\$	33,945.00	\$	16,972.50	\$	33,612.00
WELSH	JENNIFER	A	30,331.60	8	\$	34,625.00	\$	17,312.50	\$	35,318.00	\$	17,659.00	\$	34,971.50
WHEATLEY	SCOTT	A	22,587.91	2	\$	23,442.00	\$	11,721.00	\$	23,911.00	\$	11,955.50	\$	23,676.50
WILENSKY	ANNETTE	A	31,333.68	8	\$	35,636.00	\$	17,818.00	\$	36,349.00	\$	18,174.50	\$	35,992.50
WILLIAMS	MICHELLE	A	33,070.44	9	\$	33,650.00	\$	16,825.00	\$	34,323.00	\$	17,161.50	\$	33,986.50
WINER	MARCY	A	32,701.76	8	\$	33,279.00	\$	16,639.50	\$	33,945.00	\$	16,972.50	\$	33,612.00
WOLF	ANNA	A	25,862.72	3	\$	26,783.00	\$	13,391.50	\$	27,319.00	\$	13,659.50	\$	27,051.00
WONSON	SAMANTHA	A	31,334.68	8	\$	35,636.00	\$	17,818.00	\$	35,318.00	\$	17,659.00	\$	35,477.00
WONSON	STACEY	A	24,336.52	4	\$	25,347.00	\$	12,673.50	\$	25,854.00	\$	12,927.00	\$	25,600.50
YAO	SOLANGE	A	0.00				\$	-			\$	-		-
YIM	MONIQUE	A	35,089.08	11	\$	35,690.00	\$	17,845.00	\$	36,404.00	\$	18,202.00	\$	36,047.00
ZIER	MATTHEW	A	28,919.28	7	\$	31,897.00	\$	15,948.50	\$	32,535.00	\$	16,267.50	\$	32,216.00
ZULLO	MICHELLE	A	25,453.48	2	\$	26,371.00	\$	13,185.50	\$	26,898.00	\$	13,449.00	\$	26,634.50

	Last Name	First Name	Job Class	Current	Budget
1100	Martin	Constance	School Committee	\$ 12,000	\$ 12,000
1100	Doherty	Jacqueline	School Committee	\$ 12,000	\$ 12,000
1100	Hoey	Robert Jr	School Committee	\$ 12,000	\$ 12,000
1100	Descoteaux	Andre	School Committee	\$ 12,000	\$ 12,000
1100	Nutter	Gerard	School Committee	\$ 12,000	\$ 12,000
1100	Lay	Dominik	School Committee	\$ 12,000	\$ 12,000
1200	Desmond	Robin	Assistant Superintendent - Curriculum	\$ 150,000	\$ 159,135
1200	Durkin	Jeannine	Assistant Superintendent - Deputy	TBD	TBD
1200	Turner	Billie-Jo	Assistant Superintendent - Finance & Operations	\$ 145,000	\$ 165,000
1200	Open	Open	Chief Human Resource Officer		\$ 125,000
1200	Open	Open	Superintendent	\$ 199,000	\$ - 225,000
1400	Descoteaux	John	Assistant Business Manager/Transportation	\$ 96,900	\$ 101,500
1400	McLeod	Robert	Internal Auditor	\$ 62,981	\$ 63,618
1400	Kelleher-Roy	Jaclyn	Grants Manager	\$ 72,114	\$ 73,563
1400	Dillon	Michael	Mail Courier	\$ 18,373	\$ 18,742
1400	Hoey	William	Mail Courier	\$ 18,373	\$ 18,742
1400	Hall	James	Counsel for Collective Bargaining	\$ 92,718	\$ 94,582
1400	Ortiz	Michael	Staff Counsel For Student Svcs	\$ 109,953	\$ 112,164
1400	Mosher-Canty	Jane	Staff Counsel For Student Svcs	\$ 109,953	\$ 112,164
1400	Nelson	Kenneth	Director Of Informational Technology	\$ 94,572	\$ 96,473
1400	Fitzmeyer	James	Network Manager	\$ 80,199	\$ 81,811
1400	Salman	Hani	Asst Network Manager	\$ 68,818	\$ 70,202
1400	Hoppe	Micheal	Help Desk Manager	\$ 56,661	\$ 57,800
1400	Overton	John	District Webmaster	\$ 69,506	\$ 70,903
1400	Tricoche	Chris	Media Technology Support Liaison	\$ 65,442	\$ 66,757
1400	Nehme	David	Media Technology Support Liaison	\$ 64,158	\$ 65,447
1400	Oo	Than	Media Technology Support Liaison	\$ 64,158	\$ 65,447
1400	Goyette	Gerald	Computer Repair Technician	\$ 65,335	\$ 66,649
1400	Lew	Mark	Scheduler -LHS	\$ 82,620	\$ 84,281
1400	Palazzo	Minerva	Confidential Secretary to Superintendent	\$ 62,713	\$ 63,973
1400	Sheehan	Mary	Executive Secretary to the Deputy Superintendent	\$ 57,725	\$ 58,885
1400	Cote	Nancy	Executive Secretary	\$ 56,477	\$ 58,096
1400	Jarvis	Debra	Executive Secretary	\$ 56,951	\$ 58,885
1400	Laganas	Karen	Executive Secretary	\$ 56,951	\$ 58,885
1400	Murphy	Lisa	Administrative Assistant	\$ 44,260	\$ 46,371
1400	Manning	Megan	Administrative Assistant	\$ 48,185	\$ 49,636
1400	Goodin	Carol	Administrative Assistant	\$ 48,185	\$ 49,636
1400	Boucher	Mary Lou	Administrative Assistant	\$ 48,657	\$ 50,118
1400	Ruiz	Virginia	Administrative Assistant	\$ 48,657	\$ 50,118
1400	Ryan	Kelly	Administrative Assistant	\$ 49,131	
1400	Daigle	Renee	Administrative Assistant	\$ 48,657	\$ 50,118
1400	McLaughlin	Elizabeth	Administrative Assistant	\$ 49,131	\$ 50,908
1400	Rosario	Marta	Administrative Assistant	\$ 49,131	\$ 50,908
1400	Noonan	Patricia	Administrative Assistant	\$ 49,131	\$ 50,908
1400	Moran	Lynn	Administrative Assistant	\$ 49,131	\$ 50,908
1400	Kim	Sarin	Administrative Assistant	\$ 49,131	\$ 50,908
1400	Marais	Joan	Administrative Assistant	\$ 49,131	\$ 50,908
1400	Martinez	Maria	Administrative Assistant	\$ 49,905	\$ 50,908
1400	Morrisette	Maria	Administrative Assistant	\$ 49,939	\$ 52,146
1400	Macquarrie	Pamela	Administrative Assistant	\$ 53,819	\$ 54,388
1400	Splaine	Nancy	Administrative Assistant	\$ 54,293	\$ 55,867
1400	Sanchez	Elsa	Administrative Assistant	\$ 54,293	\$ 55,867
1400	Smith	Sharon	Administrative Assistant	\$ 55,540	\$ 56,656
1400	Ros	Prohasvaddey	Administrative Assistant	\$ 55,540	\$ 56,656
1400	Casey	Billie	Administrative Assistant	\$ 48,649	\$ 50,118
1400	Vacant	Vacant	Administrative Assistant	\$ 48,180	\$ 49,636
1400	Lapoint	Mary	Administrative Assistant	\$ 48,180	\$ 49,636
1400	Rivera	Corina	Administrative Assistant	\$ 45,012	\$ 46,782
2100	Robinson	David	Coordinator of Student Support Services	\$ 122,958	\$ 125,685
2100	Howe	Roxane	Discipline & Operations Specialist - LHS	\$ 104,375	\$ 108,425
2100	Clark	Sharon	Academic Chair	\$ 120,255	\$ 123,438
2100	Delossa	Robert	Academic Chair	\$ 111,770	\$ 114,273
2100	Difrancesco	Shonii	Academic Chair	\$ 105,636	\$ 107,759
2100	Estrella	Tracy	Academic Chair	\$ 107,986	\$ 110,158
2100	Gervais	Stephen	Academic Chair	\$ 112,938	\$ 115,719

*Please see Staff Salary tab for grant salaries that are not listed here

2100	Keefe	Suzanne	Academic Chair	\$	114,848	\$	118,127
2100	Selvaggio	Stephanie	Academic Chair	\$	114,848	\$	117,411
2100	Stys	Jennifer	Director Of Special Ed	\$	133,545	\$	136,995
2100	Gwiazda	Jeffrey	Coordinator Of K-12 Mathematic	\$	110,370	\$	112,843
2100	Newell	Melissa	Coordinator Of K-12 Reading La	\$	104,249	\$	106,344
2100	Cohn	Martha	Coordinator Of K-12 Mathematic	\$	111,536	\$	114,289
2100	Schlichtman	Paul	Coordinator of Testing And Assesment	\$	113,430	\$	115,966
2100	Busteed	Marianne	Head of School	\$	145,670	\$	148,584
2100	Haley	Deidre	House Dean	\$	118,912	\$	121,811
2100	Okeefe	Timothy	House Dean	\$	114,587	\$	117,337
2100	Slattery	David	House Dean	\$	117,743	\$	120,365
2100	Vejar-Borison	Maria	House Dean	\$	122,069	\$	125,033
2100	Vicente	Francisco	Alternative School Coordinator (Laura Lee)	\$	101,571	\$	103,614
2100	Cuneo	Carolyn	Alternative School Coordinator (Leblanc)	\$	106,257	\$	108,393
2100	Clark-Nowoswiat	Patricia	Alternative School Coordinator (Day School)	\$	113,396	\$	114,529
2100	Campion	Lauren	Community School Manager	\$	83,240	\$	84,913
2100	Geddes	Kali	Social Worker 44 Pays 192	\$	88,466	\$	90,242
2100	Lezenski	David	Director Of Athletic/Phys Ed	\$	118,835	\$	121,479
2100	Schwartz	Maureen	Crisis Intervention Specialist	\$	93,665	\$	95,548
2100 Principal	Oloughlin	Megan	Principal: Alternative School (Career Academy)	\$	111,750	\$	113,985
2100 Principal	Spiegel	Ellen	Principal: Alternative School (Bridge)	\$	114,896	\$	117,193
2100 Principal	Coleman	Ginger	Principal	\$	113,000	\$	115,260
2100 Principal	Andriolo	Kevin	Principal	\$	111,750	\$	115,124
2100 Principal	Cardaci	James	Principal	\$	117,699	\$	120,351
2100 Principal	Stahl	Matthew	Principal	\$	138,743	\$	141,517
2100 Principal	McCrevan	Jason	Principal	\$	131,862	\$	134,500
2100 Principal	Clements	Kimberley	Principal	\$	125,514	\$	128,024
2100 Principal	Carabatsos	Sean	Principal	\$	121,345	\$	123,770
2100 Principal	Murphy	Nan	Principal	\$	121,890	\$	125,571
2100 Principal	Skinner	William	Principal	\$	135,050	\$	141,878
2100 Principal	Keefe	Roberta	Principal	\$	124,548	\$	127,355
2100 Principal	McLaughlin	Kathleen	Principal	\$	127,358	\$	127,039
2100 Principal	Cunningham	Cheryl	Principal	\$	126,034	\$	128,556
2100 Principal	Ducharme	Michael	Principal	\$	112,588	\$	115,125
2100 Principal	McLean	Mathew	Principal	\$	123,088	\$	125,550
2100 Principal	Crocker-Roberge	Wendy	Principal	\$	126,328	\$	128,855
2100 Principal	Passeri	Gregory	Principal	\$	119,400	\$	121,788
2100 Principal	Holtz	Peter	Principal	\$	124,881	\$	127,695
2100 Principal	Soares-Pena	Teresa	Principal	\$	120,361	\$	123,073
2100 Principal	Anderson	David	Principal	\$	111,750	\$	115,124
2100 Principal	Foster	Edward	Principal	\$	127,500	\$	131,350
2100 Principal	Dowling	Bridget	Principal	\$	120,000	\$	122,400
2100 Principal	Haines	Jeffrey	Assistant Principal	\$	104,233	\$	106,328
2100 Principal	Ronan	Magaly	Assistant Principal	\$	108,541	\$	110,977
2100 Principal	Domina	Michael	Assistant Principal	\$	110,864	\$	113,094
2100 Principal	Fusco	Ronald	Assistant Principal	\$	110,864	\$	113,094
2100 Principal	Branco	Meghan	Assistant Principal	\$	114,026	\$	116,316
2100 Principal	Corrente	Patti-Jean	Assistant Principal	\$	114,384	\$	116,938
2100 Principal	Ward-Nault	Maureen	Assistant Principal	\$	114,384	\$	116,938
2100 Principal	Woodlock	Keliann	Assistant Principal	\$	115,551	\$	118,384
2100 Principal	Perrin	Denise	Assistant Principal	\$	117,877	\$	121,267
2100 Principal	Mancini	Dina	Assistant Principal Middle Sch	\$	107,593	\$	109,755
2100 Principal	Lang	Lori	Assistant Principal Middle Sch	\$	109,944	\$	112,154
2100 Principal	Santy	Matthew	Assistant Principal Middle Sch	\$	109,944	\$	112,154
2100 Principal	Derubeis	Carl	Assistant Principal Middle Sch	\$	111,069	\$	113,301
2100 Principal	Crones	Nancy	Assistant Principal Middle Sch	\$	113,419	\$	115,700
2100 Principal	Doyle	Robert	Assistant Principal Middle Sch	\$	115,754	\$	118,591
2100 Principal	Best	Zachary	Assistant Principal Middle Sch	\$	117,383	\$	119,742
2100 Principal	Fitzgerald	Robert	Assistant Principal Middle Sch	\$	117,383	\$	119,742
2100 Principal	Morneau	Roger	Assistant Principal Middle Sch	\$	117,743	\$	120,366
2100 Principal	Banks	Michael	Assistant Principal Middle Sch	\$	118,912	\$	121,812
2100 Principal	Chea	Phala	Coordinator Of English Lang	\$	117,657	\$	120,534
2100LHS	Rothschild	Jill	Director of Freshman Academy	\$	114,587	\$	117,337
2100LHS	Harvey	Michele	Student Support Specialist - Freshman Academy	\$	98,789	\$	100,775
2100LHS	Callahan	Michelle	Bursar/Finance Specialist	\$	48,702	\$	49,681
2100LHS	Keefe	Meaghan	Admin Asst Schl Clrk Mddle>500	\$	39,587	\$	41,599
2100LHS	Cassella	Caitlin	Admin Asst Schl Clrk Mddle>500	\$	39,587	\$	41,599
2100LHS	Carrabis	Kathleen	Admin Asst Schl Clrk Mddle>500	\$	40,779	\$	42,991
2100LHS	Sorota	Joy	Admin Asst Schl Clrk Mddle>500	\$	40,779	\$	42,991
2100LHS	Pronh	Mileena	Admin Asst Schl Clrk Mddle>500	\$	40,779	\$	42,991
2100LHS	Lenzi	Jennifer	Admin Asst Schl Clrk Mddle>500	\$	40,779	\$	42,991
2100LHS	Crabtree	Patricia	Admin Asst Schl Clrk Mddle>500	\$	40,779	\$	42,991

*Please see Staff Salary tab for grant salaries that are not listed here

2100LHS	Tellado-Perez	Maria	Admin Asst Schl Clrk Mddle>500	\$	42,144	\$	44,380
2100LHS	Francisco	Susan	Admin Asst Schl Clrk Mddle>500	\$	57,725	\$	58,885
2100LHS	Obrien	Cheryl	Admin Asst Schl Clrk Mddle>500	\$	56,477	\$	57,612
2100LHS	Mccluskey	Nancy	Admin Asst Schl Clrk Mddle>500	\$	42,144	\$	44,380
2100LHS	Rivera	Karina	Admin Asst Schl Clrk Mddle>500	\$	42,144	\$	44,380
2100LHS	Joslyn	Karen	Admin Asst Schl Clrk Mddle>500	\$	43,505	\$	44,857
2100LHS	Couilliard	Carla	Admin Asst Schl Clrk Mddle>500	\$	43,505	\$	44,857
2100LHS	Ames	Megan	Admin Asst Schl Clrk Mddle>500	\$	43,505	\$	44,857
2100LHS	Marcano Ofarrill	Omayra	Admin Asst Schl Clrk Mddle>500	\$	43,505	\$	44,857
2100LHS	Mcglauflin	Tammy	Admin Asst Schl Clrk Mddle>500	\$	43,505	\$	44,857
2100LHS	Mcanespie	Laurie	Admin Asst Schl Clrk Mddle>500	\$	43,505	\$	44,857
2100LHS	Crowley	Lisa	Admin Asst Schl Clrk Mddle>500	\$	43,505	\$	44,857
2100LHS	Mccullough	Lo	Admin Asst Schl Clrk Mddle>500	\$	43,973	\$	45,333
2100LHS	Wolfe	Andrea	Admin Asst Schl Clrk Mddle>500	\$	43,973	\$	45,333
2100LHS	Nunez	Nancy	Admin Asst Schl Clrk Mddle>500	\$	43,973	\$	45,333
2100LHS	Dolan	Jacqueline	Admin Asst Schl Clrk Mddle>500	\$	43,973	\$	45,333
2100LHS	Pelton	Donna	Admin Asst Schl Clrk Mddle>500	\$	43,973	\$	45,333
2100LHS	Faria	Lina	Admin Asst Schl Clrk Mddle>500	\$	43,973	\$	45,333
2100LHS	Zyla	Wednesday	Admin Asst Schl Clrk Mddle>500	\$	43,973	\$	45,333
2100LHS	Thompson	Linda	Admin Asst Schl Clrk Mddle>500	\$	44,440	\$	46,110
2100LHS	St Laurent	Donna	Admin Asst Schl Clrk Mddle>500	\$	44,440	\$	46,110
2100LHS	Sousa	Sheila	Admin Asst Schl Clrk Mddle>500	\$	44,440	\$	46,110
2100LHS	Deangelis	Brenda	Admin Asst Schl Clrk Mddle>500	\$	44,440	\$	46,110
2100LHS	Parasole	Genevieve	Admin Asst Schl Clrk Mddle>500	\$	44,440	\$	46,110
2100LHS	Nolan	Catherine	Admin Asst Schl Clrk Mddle>500	\$	45,201	\$	46,110
2100LHS	Geoffroy	Judith	Admin Asst Schl Clrk Mddle>500	\$	45,201	\$	46,110
2100LHS	Mclaughlin	Alice	Admin Asst Schl Clrk Mddle>500	\$	45,201	\$	46,110
School Clerk	Shattuck	Charlene	Admin Asst Accounting Clerk	\$	48,657	\$	50,118

2300 (Page 8)	Pires	Malinda	Instructional Specialist	\$	90,671	\$	92,494
2300 (Page 8)	Roberts	Veronique	Instructional Specialist	\$	84,934	\$	86,643
2300 (Page 8)	Santos	Arthur	Instructional Specialist	\$	94,479	\$	96,377
2300 (Page 8)	Wilkins	Kara	Instructional Specialist	\$	84,934	\$	86,643
<i>** See Grants under Staff Salary tab for grant funded Instructional Specialists</i>							
2300 Adult Ed	Mckiernan	Elizabeth	Adult Education Director	\$	103,966	\$	106,055
2300 SPED	Florence	John	Evaluation Team Chairperson	\$	94,071	\$	96,218
2300 SPED	Clermont	Kerri	Evaluation Team Chairperson	\$	93,260	\$	95,395
2300 SPED	Murphy-Porkola	Mary	Evaluation Team Chairperson	\$	100,081	\$	102,349
2300 SPED	Breen	John	Evaluation Team Chairperson	\$	100,081	\$	102,349
2300 SPED	Florence	Alexis	Evaluation Team Chairperson	\$	92,093	\$	93,944
2300 SPED	Bousios	Athanasia	Evaluation Team Chairperson	\$	95,667	\$	97,590
2300 SPED	Mcarthur	Michelle	Evaluation Team Chairperson	\$	98,001	\$	100,482
2300 SPED	Nutter	Tina	Evaluation Team Chairperson	\$	94,071	\$	96,218
2300 SPED	Meli	Deena	Evaluation Team Chairperson	\$	101,250	\$	103,795
2300 SPED	Lane	Ellen	Evaluation Team Chairperson	\$	96,753	\$	100,565
2300 SPED	Pennell	Ashley	Evaluation Team Chairperson	\$	96,564	\$	98,505
2300 SPED	Mottram	Shawna	Evaluation Team Chairperson	\$	89,742	\$	91,545
2300 SPED	Paton	Jacquelyn	Evaluation Team Chairperson	\$	119,865	\$	119,865
2300 SPED	Cosseboom	Lisa	Evaluation Team Chairperson	\$	96,564	\$	98,505
2300Library	Downey	Kathy	Media Specialist	\$	90,444	\$	92,262
2300SPED	Adams	Christine	Certified Board BAH Mod	\$	101,656	\$	103,952
2300SPED	Archambeault	Danielle	Certified Board BAH Mod	\$	98,134	\$	100,108
2300SPED	Chandonnet	Melanie	Certified Board BAH Mod	\$	91,314	\$	93,149
2300SPED	Davis	Daniel	Certified Board BAH Mod	\$	92,126	\$	93,977
2300SPED	Frugoli	Heather	Certified Board BAH Mod	\$	94,884	\$	96,792
2300SPED	Keefe	Mikaela	Certified Board BAH Mod	\$	94,884	\$	96,792
2300SPED	Kirane	Sarah	Certified Board BAH Mod	\$	92,126	\$	93,977
2300SPED	Peters	Paula	Certified Board BAH Mod	\$	93,665	\$	95,547
2300SPED	Brady	Ann	Social Worker	\$	89,740	\$	92,054
2300SPED	Archambault	Janice	Nurse-Special Education	\$	46,616	\$	47,553
2300SPED	Foley	Lea	Nurse-Special Education	\$	45,029	\$	45,934
2300SPED	Gaspari	Marianne	Nurse-Special Education	\$	45,029	\$	45,934
2300SPED	Silveira	Taylor	Speech Language Assist	\$	40,902	\$	41,724
2300SPED	Desousa	Sonia	Speech Language Assist	\$	40,901	\$	41,723
2300SPED	Ormsby	Katherine	Sign Language Interpreter	\$	40,901	\$	41,723
2300SPED	Mcphillips	Maura	Sign Language Interpreter	\$	40,901	\$	41,723
2300SPED	Mitri	Nathalie	Sign Language Interpreter	\$	40,901	\$	41,723
2300SPED	Correa	Katiane	Occupational Therapist-Certifd	\$	33,632	\$	34,307
2300SPED	Hartwig	Lori	Occupational Therapist-Certifd	\$	33,632	\$	34,307
2300SPED	Puleio	Gianna	Occupational Therapist-Certifd	\$	33,632	\$	34,308
2300SPED	Mccarthy	Lori	Teacher Speech Pathologist	\$	86,090	\$	87,821
2300SPED	Frechette	Katie	Teacher Speech Pathologist	\$	84,606	\$	86,306

2300SPED	Dormer	Michael	Teacher Speech Pathologist	\$	86,090	\$	87,821
2300SPED	Carter	Danielle	Teacher Speech Pathologist	\$	86,090	\$	87,821
2300SPED	Smith	Lauren	Teacher Speech Pathologist	\$	89,246	\$	91,040
2300SPED	Button	Lindsay	Teacher Speech Pathologist	\$	71,093	\$	72,522
2300SPED	Carter	Kristen	Teacher Speech Pathologist	\$	68,364	\$	69,739
2300SPED	Ly	Stephanie	Teacher Speech Pathologist	\$	64,891	\$	66,195
2300SPED	Janas	Debra	Teacher Speech Pathologist	\$	78,844	\$	80,429
2300SPED	Connolly	Eileen	Teacher Speech Pathologist	\$	71,093	\$	72,522
2300SPED	Langlois	Annemarie	Teacher Speech Pathologist	\$	58,435	\$	59,609
2300SPED	Shanahan	Debra	Teacher Speech Therapist	\$	88,079	\$	89,849
2300SPED	Ward	Melissa	Teacher Speech Therapist	\$	86,090	\$	87,821
2300SPED	Lee	Alice	Teacher Speech Therapist	\$	88,079	\$	89,849
2300SPED	Jonas	Marilyn	Teacher Speech Therapist	\$	91,234	\$	93,068
2300SPED	Pelletier	Robin	Teacher Speech Therapist	\$	80,628	\$	82,249
2300SPED	Gratta	Krystal	Teacher Speech Therapist	\$	84,102	\$	85,792
2300SPED	Cowan	Lyndsey	Teacher Speech Therapist	\$	84,102	\$	85,792
2300SPED	Kulpinski	Leslie	Teacher Speech Therapist	\$	82,317	\$	83,972
2300SPED	Ross	Sarah	Teacher Speech Therapist	\$	71,093	\$	72,522
2300SPED	Mahoney	Courtney	Teacher Speech Therapist	\$	68,364	\$	69,739
2300SPED	Paul	Belinda	Teacher Speech Therapist	\$	78,844	\$	80,429
2300SPED	Staples	Megan	Certified Board Bah Mod	\$	91,314	\$	93,149
2700	Blouin	Lyn	Guidance	\$	88,440	\$	91,717
2700	Boisvert	Shelby	Guidance	\$	85,823	\$	87,548
2700	Brunner	Heather	Guidance	\$	91,517	\$	93,356
2700	Cassidy	Karyn	Guidance	\$	91,516	\$	93,356
2700	Crocker	Melanie	Guidance	\$	89,341	\$	91,392
2700	Crowell	Yvette	Guidance	\$	88,174	\$	89,946
2700	Dandurant	Darlene	Guidance	\$	95,036	\$	97,201
2700	Dee	Kaley	Guidance	\$	85,823	\$	87,548
2700	Devost	Rhonda	Guidance	\$	91,517	\$	93,356
2700	Figuerola	Yliana	Guidance	\$	94,289	\$	96,949
2700	Griffin	Kathryn	Guidance	\$	99,954	\$	103,238
2700	Hines	Patricia	Guidance	\$	89,740	\$	92,054
2700	Lepoer	Sithra	Guidance	\$	93,125	\$	95,507
2700	Mendonca	Rose	Guidance	\$	95,036	\$	97,201
2700	Pelton	Kathryn	Guidance	\$	85,053	\$	86,763
2700	Quinton	Crystal	Guidance	\$	85,823	\$	87,548
2700	Ribaudo-Smith	Aaron	Guidance	\$	85,053	\$	86,763
2700	Roy	Lyndsay	Guidance	\$	85,053	\$	86,763
2700	Sarin	Vannorath	Guidance	\$	91,671	\$	94,280
2700	Trombly	Gina	Guidance	\$	85,052	\$	86,763
2700	Ty	Seng	Guidance	\$	89,740	\$	92,054
2700	Uong	Chanrithy	Guidance	\$	93,125	\$	95,507
2700	Open	Open	Caseworker for the BRIDGE	\$	-	\$	57,447
2700	Dowling	Roberta	Clerk Scheduler - LHS	\$	44,632	\$	46,005
2700	Mchugh	Lisa	Clerk Scheduler - LHS	\$	44,632	\$	46,005
2700	Mccabe	Brenda	Clerk Scheduler - LHS	\$	44,632	\$	46,005
2700	Durand	Michelle	Clerk Scheduler - LHS	\$	45,099	\$	46,782
2700	Geoffroy	Mary	Clerk Scheduler - LHS	\$	44,632	\$	46,005
2700	Correa-Berg	Carla	Social Worker	\$	93,152	\$	95,533
2700	Ellentuck	Amy	Social Worker	\$	94,314	\$	96,975
2700	Killilea	Lyndsey	Social Worker	\$	88,466	\$	91,743
2700	Kinsella	Jennifer	Social Worker	\$	88,466	\$	91,743
2700	Guerrero	Olga	Social Worker	\$	88,466	\$	91,743
2700	Kaulbach	Carolyn	Social Worker	\$	88,466	\$	91,743
2700	Martel	Gina	Social Worker 44 Pays 192	\$	88,466	\$	90,242
2700	Ricciardi	Daniela	Social Worker 44 Pays 192	\$	88,466	\$	90,242
2700	Hecker	Jennifer	Social Worker 44 Pays 192	\$	88,466	\$	90,242
2700	Casey	Lori	Social Worker 44 Pays 192	\$	88,466	\$	90,242
2700	Dormer	Heather	Social Worker 44 Pays 192	\$	88,466	\$	90,242
2700	Mccarthy	James	Social Worker 44 Pays 192	\$	88,464	\$	90,242
2700	Dunkerley	Lori	Psychologist	\$	100,081	\$	103,794
2700	Forrest	Tara	Psychologist	\$	98,915	\$	102,349
2700	Pyles	Sheela	Psychologist	\$	98,915	\$	100,903
2700	Daley	Pamela	Psychologist	\$	98,915	\$	100,903
2700	Murillo	Maria	Psychologist	\$	102,414	\$	105,236
2700	Schueler	Martina	Psychologist	\$	101,250	\$	103,794
2700	Obrien	Mary Anne	Psychologist	\$	105,001	\$	108,387
2700	Yous	Phakdey	Psychologist	\$	96,564	\$	98,505
2700	Kyriazidis	Efthymia	Psychologist	\$	96,564	\$	98,505
2700	Culhane	Caitlin	Psychologist	\$	96,564	\$	98,505
2700	Cappello	Sara	Psychologist	\$	96,564	\$	98,505

2700	Dill	Kelsey	Psychologist	\$	96,564	\$	98,505
2700	Estremera	Cynthia	Psychologist	\$	96,563	\$	98,505
2700	Payne	Mary	District Support	\$	99,040	\$	101,795
2700	Camargo-Ruiz	Rocio	District Support	\$	96,708	\$	53,957
2700	Segarra-Morales	Rosa	District Support	\$	89,617	\$	98,892
4000	Custodian Underwood	Richard	Director Of Operations&Maint	\$	86,700	\$	88,443
4000	Custodian Mitchell	Paris	Security Guard	\$	42,551	\$	43,406
4000	Custodian Primeau	Crystal	Security Guard	\$	45,099	\$	46,005
4000	Custodian Mitchell	James	Security Guard	\$	42,551	\$	43,406
4000	Custodian Czelewicz	Kirk	Security Guard	\$	45,888	\$	46,810
4000	Custodian King	Kelly	Security Guard	\$	45,888	\$	46,810
4000	Custodian Cruz	Luis	Security Guard	\$	41,321	\$	42,152
4000	Custodian Lessard	Danielle	Security Guard	\$	45,515	\$	46,429
4000	Custodian Armstrong	Kenneth	Security Guard	\$	44,767	\$	45,667
4000	Custodian Harvey	Deborah	Security Guard	\$	47,479	\$	48,433
4000	Custodian Gomes	Anthony	Security Guard	\$	44,767	\$	45,667
4000	Custodian Casey	Michael	Senior Custodian	\$	52,667	\$	53,726
4000	Custodian Parent	James	Senior Custodian	\$	53,084	\$	54,151
4000	Custodian Gagnon	Joseph	Senior Custodian	\$	53,084	\$	54,151
4000	Custodian Geoffroy	Normand	Senior Custodian	\$	52,667	\$	53,726
4000	Custodian Surette	Richard	Senior Custodian	\$	52,336	\$	53,388
4000	Custodian Giurleo	Mark	Senior Custodian	\$	53,457	\$	54,532
4000	Custodian Falardeau	Leo	Senior Custodian	\$	47,479	\$	48,433
4000	Custodian Lake	Michael	Senior Custodian	\$	53,457	\$	54,532
4000	Custodian Riley	Richard	Senior Custodian	\$	53,457	\$	54,532
4000	Custodian Gordon	Eric	Senior Custodian	\$	53,457	\$	54,532
4000	Custodian Letourneau	David	Senior Custodian	\$	53,457	\$	54,532
4000	Custodian Wolfgang	John	Senior Custodian	\$	53,457	\$	54,532
4000	Custodian Vieira	Jose	Senior Custodian	\$	53,457	\$	54,532
4000	Custodian Scanlon	Thomas	Senior Custodian	\$	53,457	\$	54,532
4000	Custodian Sarmento	Richard	Senior Custodian	\$	53,457	\$	54,532
4000	Custodian Nappa	Carmen	Senior Custodian	\$	53,457	\$	54,532
4000	Custodian Sheehan	Michael	Senior Custodian	\$	53,457	\$	54,532
4000	Custodian Spindler	Frederick	Senior Custodian	\$	53,457	\$	54,532
4000	Custodian Ferreira	Dennis	Senior Custodian	\$	53,457	\$	54,532
4000	Custodian Clark	John	Senior Custodian	\$	53,457	\$	54,532
4000	Custodian Lafortune	Raymond	Senior Custodian	\$	52,336	\$	53,388
4000	Custodian Bastien	Justin	Junior Custodian	\$	46,123	\$	47,050
4000	Custodian Bejaniance	Shawn	Junior Custodian	\$	47,479	\$	48,433
4000	Custodian Blanchette	Donald	Junior Custodian	\$	47,479	\$	48,433
4000	Custodian Boumel	Richard	Junior Custodian	\$	46,247	\$	47,177
4000	Custodian Cappotto	Michael	Junior Custodian	\$	48,226	\$	49,195
4000	Custodian Carney	Sean	Junior Custodian	\$	47,479	\$	48,433
4000	Custodian Casey	Eugene	Junior Custodian	\$	46,454	\$	47,388
4000	Custodian Clough	Patti	Junior Custodian	\$	48,226	\$	49,195
4000	Custodian Crowther	Chad	Junior Custodian	\$	47,479	\$	48,433
4000	Custodian Daigneault	Richard	Junior Custodian	\$	48,599	\$	49,576
4000	Custodian Diamantopoulos	John	Junior Custodian	\$	48,599	\$	49,576
4000	Custodian Esteves	Freddy	Junior Custodian	\$	46,870	\$	47,812
4000	Custodian Faulkner	William	Junior Custodian	\$	46,247	\$	47,177
4000	Custodian Feehan	James	Junior Custodian	\$	46,247	\$	47,177
4000	Custodian Finnegan	Matthew	Junior Custodian	\$	41,321	\$	42,152
4000	Custodian Fortner	James	Junior Custodian	\$	47,479	\$	48,433
4000	Custodian Gallagher	Daniel	Junior Custodian	\$	44,033	\$	44,918
4000	Custodian Gonzalez	Ramon	Junior Custodian	\$	48,599	\$	49,576
4000	Custodian Griffin	Robert	Junior Custodian	\$	46,123	\$	47,050
4000	Custodian Hand	Robert	Junior Custodian	\$	47,810	\$	48,771
4000	Custodian Jensen	Thomas	Junior Custodian	\$	45,262	\$	46,172
4000	Custodian Keenan	Michael	Junior Custodian	\$	45,262	\$	46,172
4000	Custodian Kiluk	Richard	Junior Custodian	\$	46,393	\$	47,326
4000	Custodian Lanoue	Ronald	Junior Custodian	\$	43,890	\$	44,772
4000	Custodian Lanoue	Dolores	Junior Custodian	\$	48,599	\$	49,576
4000	Custodian Lawrence	James	Junior Custodian	\$	47,244	\$	48,193
4000	Custodian Lawrenson	Jonathan	Junior Custodian	\$	44,033	\$	44,918
4000	Custodian Spinney	Quentin	Junior Custodian	\$	46,123	\$	47,050
4000	Custodian Stuart	Gerald	Junior Custodian	\$	46,123	\$	47,050
4000	Custodian Tapia	Maritza	Junior Custodian	\$	48,599	\$	49,576
4000	Custodian Tobin	Jason	Junior Custodian	\$	47,479	\$	48,433
4000	Custodian Torres	Gustavo	Junior Custodian	\$	45,262	\$	46,172
4000	Custodian Torres Gonzalez	Alejandro	Junior Custodian	\$	44,033	\$	44,918
4000	Custodian Tran	Cong Thien	Junior Custodian	\$	45,262	\$	46,172
4000	Custodian Trott	Kenneth	Junior Custodian	\$	44,033	\$	44,918

4000 Custodian	Walsh	Scott	Junior Custodian	\$	48,599	\$	49,576
4000 Custodian	Walsh	Gerald	Junior Custodian	\$	44,033	\$	44,918
4000 Custodian	Harrigan	Patrick	Senior Custodian	\$	64,819	\$	66,122
4000 Custodian	Sayer	Alan	Senior Custodian	\$	62,108	\$	63,356
4000 Custodian	Mitchell	Kimberly	Junior Custodian	\$	43,906	\$	44,789
4000 Custodian	Moro	Lazaro	Junior Custodian	\$	44,033	\$	44,918
4000 Custodian	Nordstrom	Zachary	Junior Custodian	\$	45,262	\$	46,172
4000 Custodian	Norton	Charles	Junior Custodian	\$	47,810	\$	48,771
4000 Custodian	Ociepka	Robert	Junior Custodian	\$	48,226	\$	49,195
4000 Custodian	Ohara	Francis	Junior Custodian	\$	48,599	\$	49,576
4000 Custodian	Ouellette	James	Junior Custodian	\$	44,033	\$	44,918
4000 Custodian	Parent	Katherine	Junior Custodian	\$	47,244	\$	48,193
4000 Custodian	Peabody	Mark	Junior Custodian	\$	48,599	\$	49,576
4000 Custodian	Phillips	Carl	Junior Custodian	\$	47,514	\$	48,469
4000 Custodian	Phol	Sokvan	Junior Custodian	\$	47,479	\$	48,433
4000 Custodian	Psaedakis	Jonathan	Junior Custodian	\$	47,479	\$	48,433
4000 Custodian	Purtell	Michael	Junior Custodian	\$	42,947	\$	43,811
4000 Custodian	Quintal	Derek	Junior Custodian	\$	46,393	\$	47,326
4000 Custodian	Rivera-Baez	Felix	Junior Custodian	\$	44,033	\$	44,918
4000 Custodian	Rodriguez	Saul	Junior Custodian	\$	44,033	\$	44,918
4000 Custodian	Rodriguez	Isaias	Junior Custodian	\$	43,906	\$	44,789
4000 Custodian	Rogers	Daniel	Junior Custodian	\$	44,892	\$	45,794
4000 Custodian	Runion	Michael	Junior Custodian	\$	43,906	\$	44,789
4000 Custodian	Silva	Agostinho	Junior Custodian	\$	48,599	\$	49,576
4000 Custodian	Silva	Daniel	Junior Custodian	\$	46,393	\$	47,326
4000 Custodian	Silva	Ryan	Junior Custodian	\$	45,262	\$	46,172
4000 Custodian	Singer	Charles	Junior Custodian	\$	48,226	\$	49,195
4000 Custodian	Singer	Garrett	Junior Custodian	\$	47,479	\$	48,433
4000 Custodian	Smith	Ronald	Junior Custodian	\$	47,479	\$	48,433
4000 Custodian	Snow	James	Junior Custodian	\$	46,870	\$	47,812
4000 Custodian	Snow	Roger	Junior Custodian	\$	48,599	\$	49,576
4000 Custodian	Spinney	Quentin	Junior Custodian	\$	46,123	\$	47,050
4000 Custodian	Stuart	Gerald	Junior Custodian	\$	48,599	\$	49,576
4000 Custodian	Tapia	Maritza	Junior Custodian	\$	47,479	\$	48,433
4000 Custodian	Tobin	Jason	Junior Custodian	\$	45,262	\$	46,172
4000 Custodian	Torres	Gustavo	Junior Custodian	\$	44,033	\$	44,918
4000 Custodian	Torres Gonzalez	Alejandro	Junior Custodian	\$	45,262	\$	46,172
4000 Custodian	Tran	Cong Thien	Junior Custodian	\$	44,033	\$	44,918
4000 Custodian	Trott	Kenneth	Junior Custodian	\$	46,870	\$	47,812
4000 Custodian	Walsh	Scott	Junior Custodian	\$	48,599	\$	49,576
4000 Custodian	Walsh	Gerald	Junior Custodian	\$	44,033	\$	44,918
4000 Custodian	Harrigan	Patrick	Senior Custodian	\$	64,819	\$	66,122
4000 Custodian	Sayer	Alan	Senior Custodian	\$	62,108	\$	63,356
4000 Custodian	Lefebvre	Donna Marie	Junior Custodian	\$	47,810	\$	48,771
4000 Custodian	Macfarlane	Glenn	Junior Custodian	\$	45,262	\$	46,172
4000 Custodian	Mauti	Christopher	Junior Custodian	\$	47,479	\$	48,433
4000 Custodian	Mccabe	Edward	Junior Custodian	\$	47,244	\$	48,193
4000 Custodian	Mitchell	Kimberly	Junior Custodian	\$	43,906	\$	44,789
4000 Custodian	Moro	Lazaro	Junior Custodian	\$	44,033	\$	44,918
4000 Custodian	Nordstrom	Zachary	Junior Custodian	\$	45,262	\$	46,172
4000 Custodian	Norton	Charles	Junior Custodian	\$	47,810	\$	48,771
4000 Custodian	Ociepka	Robert	Junior Custodian	\$	48,226	\$	49,195
4000 Custodian	Ohara	Francis	Junior Custodian	\$	48,599	\$	49,576
4000 Custodian	Ouellette	James	Junior Custodian	\$	44,033	\$	44,918
4000 Custodian	Parent	Katherine	Junior Custodian	\$	47,244	\$	48,193
4000 Custodian	Peabody	Mark	Junior Custodian	\$	48,599	\$	49,576
4000 Custodian	Phillips	Carl	Junior Custodian	\$	47,514	\$	48,469
4000 Custodian	Phol	Sokvan	Junior Custodian	\$	47,479	\$	48,433
4000 Custodian	Psaedakis	Jonathan	Junior Custodian	\$	47,479	\$	48,433
4000 Custodian	Purtell	Michael	Junior Custodian	\$	42,947	\$	43,811
4000 Custodian	Quintal	Derek	Junior Custodian	\$	46,393	\$	47,326
4000 Custodian	Rivera-Baez	Felix	Junior Custodian	\$	44,033	\$	44,918
4000 Custodian	Rodriguez	Saul	Junior Custodian	\$	44,033	\$	44,918
4000 Custodian	Rodriguez	Isaias	Junior Custodian	\$	43,906	\$	44,789
4000 Custodian	Rogers	Daniel	Junior Custodian	\$	44,892	\$	45,794
4000 Custodian	Runion	Michael	Junior Custodian	\$	43,906	\$	44,789
4000 Custodian	Silva	Agostinho	Junior Custodian	\$	48,599	\$	49,576
4000 Custodian	Silva	Daniel	Junior Custodian	\$	46,393	\$	47,326
4000 Custodian	Silva	Ryan	Junior Custodian	\$	45,262	\$	46,172
4000 Custodian	Singer	Charles	Junior Custodian	\$	48,226	\$	49,195
4000 Custodian	Singer	Garrett	Junior Custodian	\$	47,479	\$	48,433
4000 Custodian	Smith	Ronald	Junior Custodian	\$	47,479	\$	48,433
4000 Custodian	Snow	James	Junior Custodian	\$	46,870	\$	47,812

4000 Custodian	Snow	Roger	Junior Custodian	\$	48,599	\$	49,576
Audio Visual	Wilkins	Bryan	Digital Media Producer	\$	58,997	\$	60,183
ROTC	Smith	David	AFJROTC Instructor	\$	99,530	\$	101,530
ROTC	Casilli	Kevin	AFJROTC Instructor	\$	103,937	\$	106,026
ROTC	Ironfield	Eileen	AFJROTC Instructor	\$	106,434	\$	108,573
Teacher	Francoeur	Paul	In House Suspension Teacher	\$	77,723	\$	79,285
3100	Duda	Rebecca	Family Resource Coordinator	\$	109,912	\$	112,121

FTE	Last Name	First Name	Position	School	Fund	FY19/20
1.0	BEAL	DENISE	TESTIN FACILIATOR/ADA LIAISON	Adult Education Program	1540 \$	50,619.78
1.0	GIRALDO	ADRIANA	STUDENT FACILIATOR	Adult Education Program	1540 \$	48,351.79
1.0	MARRERO	GLADYS	ADMIN ASST GNERAL OFFICE CLERK	Adult Education Program	1540 \$	49,630.59
1.0	PEARSON	AMANDA	ESOL REGISTRAR	Adult Education Program	1540 \$	48,351.79
1.0	FEBO	SANDRA	PARAPROFESSIONAL HEALTH SALARY	Cardinal O'Connell Early Learning Center	1562 \$	32,365.01
1.0	OFALLON	KATHERINE	PARAPROFESSIONAL HEALTH SALARY	Cardinal O'Connell Early Learning Center	1562 \$	32,365.01
1.0	FITZGERALD	PATRICIA	PARAPROFESSIONAL HEALTH SALARY	Cardinal O'Connell Early Learning Center	1562 \$	38,245.02
1.0	SUY	SOKUNTHEA	PARENT LIASON CHAPTER 1	Cardinal O'Connell Early Learning Center	1570 \$	36,852.25
1.0	BRITO	MADELINE	PARENT LIASON CHAPTER 1	Cardinal O'Connell Early Learning Center	1570 \$	36,852.25
1.0	COLEMAN	DARCIE	SOCIAL WORKER	Cardinal O'Connell Early Learning Center	1570 \$	90,234.83
1.0	SARATH	MECHNA	PARENT LIASON CHAPTER 1	Cardinal O'Connell Early Learning Center	1570 \$	36,852.25
1.0	DUPONT	AMANDA	ADMIN ASST ACCT CLERK BUSINESS	Central Administration	1604 \$	45,145.00
1.0	HIGGINS	CYNTHIA	ADMIN ASST ACCT CLRK PAYROLL	Central Administration	1604 \$	55,861.73
1.0	LEW	KIM	DATA ANALYST	Central Administration	1604 \$	48,231.92
1.0	MURPHY	NAN	DIR OF ACCOUNTIBILITY	Central Administration	1604 \$	124,708.18
1.0	BARTH	KELLY	INSTRUCTIONAL SPECIALIST	Stoklosa Middle School	1604 \$	87,417.35
1.0	BUCHANAN	JULIE	INSTRUCTIONAL SPECIALIST	Bailey Elementary School	1604 \$	98,005.80
1.0	CARROLL	SHEILA	INSTRUCTIONAL SPECIALIST	Daley Middle School	1604 \$	87,417.35
1.0	COLLINS	DANIELLE	INSTRUCTIONAL SPECIALIST	Wang Elementary School	1604 \$	96,815.58
1.0	GOLNER	LISA	INSTRUCTIONAL SPECIALIST	Moody Elementary School	1604 \$	91,006.56
1.0	GREGOIRE	WENDY	INSTRUCTIONAL SPECIALIST	Pawtucketville Memorial Elementary School	1604 \$	90,084.73
1.0	HICKOK	MAGHAN	INSTRUCTIONAL SPECIALIST	Bartlett Communtiy Partnership	1604 \$	86,632.88
1.0	HUBER	DANA	INSTRUCTIONAL SPECIALIST	Lincoln Elementary School	1604 \$	87,417.35
1.0	LOWE	STEFANIE	INSTRUCTIONAL SPECIALIST	Sullivan Middle School	1604 \$	99,956.29
1.0	OTIS	HEIDI	INSTRUCTIONAL SPECIALIST	Pyne Arts School	1604 \$	93,224.70
1.0	POULIOT	CHARLES	INSTRUCTIONAL SPECIALIST	Lowell High School	1604 \$	93,224.70
1.0	ROSSETTI	MICHAEL	INSTRUCTIONAL SPECIALIST	Robinson Middle School	1604 \$	87,416.37
1.0	STOTT	LISA	INSTRUCTIONAL SPECIALIST	Butler Middle School	1604 \$	87,417.35
1.0	COONEY	SHARON	READING SPECIALIST	Reilly Elementary School	1604 \$	100,378.73
1.0	CURLÉY	BEATRIZ	READING SPECIALIST	McAvinnue Elementary School	1604 \$	98,004.66
1.0	RABIAS	SUSAN	READING SPECIALIST	Shaughnessy Elementary School	1604 \$	96,052.26
1.0	SHEPHERD	PATRICIA	READING SPECIALIST	Morey Elementary School	1604 \$	93,382.75
1.0	STEELE	LYNNE	READING SPÉCIALIST	McAuliffe Elementary School	1604 \$	90,085.83

FTE	Last Name	First Name	Position	School	Fund	FY19/20
1.0	AY	SARIN	SOCIAL WORKER	Murkland Elementary School	1604 \$	90,234.83
1.0	BELAND	JENNIFER	SOCIAL WORKER	Lincoln Elementary School	1604 \$	90,234.83
1.0	DELALUZ	ARLENE	SOCIAL WORKER	McAvinnue Elementary School	1604 \$	98,153.70
1.0	DELWORTH	AMANDA	SOCIAL WORKER	Bailey Elementary School	1604 \$	92,631.71
1.0	ESPINOLA	RENEE	SOCIAL WORKER	Shaughnessy Elementary School	1604 \$	90,234.83
1.0	FARADY-DRISCOLL	JOAN	SOCIAL WORKER	Pyne Arts School	1604 \$	93,821.74
1.0	FERRELLI	SHANNON	SOCIAL WORKER	Wang Elementary School	1604 \$	90,234.83
1.0	GABRIEL	TARA	SOCIAL WORKER	Morey Elementary School	1604 \$	96,962.42
1.0	HEALY	KADEEN	SOCIAL WORKER	Butler Middle School	1604 \$	95,014.80
1.0	HILL	CATHLYN	SOCIAL WORKER	Robinson Middle School	1604 \$	95,014.80
1.0	HOSMER	AMANDA	SOCIAL WORKER	Lowell High School	1604 \$	93,822.99
1.0	KIRBY	KRISTIN	SOCIAL WORKER	Greenhalge	1604 \$	95,014.80
1.0	LOUISE	DOROTHY	SOCIAL WORKER	Reilly Elementary School	1604 \$	98,840.04
1.0	MANGION	MELANIE	SOCIAL WORKER	Pawtucketville Memorial Elementary Schqol	1604 \$	90,234.83
1.0	MCGANN	KATHRYN	SOCIAL WORKER	Bartlett Communtiy Partnership	1604 \$	90,234.83
1.0	MOULTON	KRISTEN	SOCIAL WORKER	McAuliffe Elementary School	1604 \$	95,014.80
1.0	OBRIEN JACO	SANDRA	SOCIAL WORKER	Daley Middle School	1604 \$	95,014.80
1.0	ROBTÓY	CYNTHIA	SOCIAL WORKER	Stoklosa Middle School	1604 \$	97,387.80
1.0	THOMPSON	ROBERT	SOCIAL WORKER	Sullivan Middle School	1604 \$	95,014.80
1.0	VENTRE PARKER	AMY	SOCIAL WORKER	STEM Academy	1604 \$	90,234.83
1.0	KAMINSKI	KREG	STEM RESOURCE	Bartlett Communtiy Partnership	1604 \$	55,095.83
1.0	CASEY	BILLIE	ADMIN ASST ACCOUNTING CLERK	Central Administration	1611 \$	50,903.55
1.0	LAPOINTE	MARY	ADMIN ASST GNERAL OFFICE CLERK	Central Administration	1611 \$	49,630.59
1.0	CUNEO	CAROLYN	ALTERNATIVE SCHOOL COORDINATOR	Leblanc Theraputic Day School	1611 \$	109,454.94
1.0	MALUCCIO	DONNA	ASSISTANT ADMIN-SPECIAL ED	Central Administration	1611 \$	113,698.67
1.0	MOSHER-CANTY	JANE	STAFF COUNSEL FOR STUDENT SVCS	Central Administration	1611 \$	112,152.55
1.0	GARABEDIAN	KAREN	BEHAVIOR SPECIALIST	Leblanc Theraputic Day School	1611 \$	99,313.16
1.0	NOLAN-STACK	ELIZABETH	CERTIFIIED BOARD BAH MOD	Districtwide	1611 \$	93,968.32
1.0	CAMPBELL	JANE	EVALUATION TEAM CHAIRPERSON	Districtwide	1611 \$	115,425.65
1.0	FRAUMENI LIMAURO	RENEE	EVALUATION TEAM CHAIRPERSON	Districtwide	1611 \$	102,082.91
1.0	KILFOYLE	MARY	PROJECT COORDINATOR	Districtwide	1611 \$	90,485.71
1.0	BAILEY	LEAH	SOCIAL WORKER	Leblanc Theraputic Day School	1611 \$	90,233.48
1.0	BATEMAN	LAURA	SOCIAL WORKER	Murkland Elementary School	1611 \$	90,234.83
1.0	CONWAY	ANDREA	SOCIAL WORKER	Lowell High School	1611 \$	90,234.83
1.0	COSTELLO	DEBORAH	SOCIAL WORKER	Robinson Middle School	1611 \$	90,233.48
1.0	SILVA	SARA	SOCIAL WORKER	Laura Lee Theraputic Day Program	1611 \$	93,822.99
1.0	WELCH	LEE	SOCIAL WORKER	Central Administration	1611 \$	86,780.34

FTE	Last Name	First Name	Position	School	Fund	FY19/20
1.0	BAZDANES	PAUL	TEACHER SPECIAL EDUCATION	Leblanc Theraputic Day School	1611 \$	82,240.64
1.0	BISANTZ	SHARON	TEACHER SPECIAL EDUCATION	Leblanc Theraputic Day School	1611 \$	82,240.80
1.0	DESMOND	MOLLY	TEACHER SPECIAL EDUCATION	Pawtucketville Memorial Elementart School	1611 \$	59,603.70
1.0	DURKIN	JOHN	TEACHER SPECIAL EDUCATION	Leblanc Theraputic Day School	1611 \$	83,044.73
1.0	LEE	MATTHEW	TEACHER SPECIAL EDUCATION	Leblanc Theraputic Day School	1611 \$	79,277.30
1.0	MICHAUD	JESSICA	TEACHER SPECIAL EDUCATION	Leblanc Theraputic Day School	1611 \$	71,958.84
1.0	OBRIEN	LYNNE	TEACHER SPECIAL EDUCATION	Pawtucketville Memorial Elementart School	1611 \$	83,044.73
1.0	SANTIAGO	SARAH	TEACHER SPECIAL EDUCATION	Leblanc Theraputic Day School	1611 \$	89,002.71
1.0	ABCUNAS	MARYANN	NURSE-SPECIAL EDUCATION	Lowell High School	1611 \$	45,929.99
1.0	GHADBAN	SUZANNE	NURSE-SPECIAL EDUCATION	Bartlett Community Partnership	1611 \$	45,929.99
1.0	VICENTE	MICHELLE	NURSE-SPECIAL EDUCATION	Bartlett Community Partnership	1611 \$	45,929.99
1.0	CALLAHAN	BRYAN	PARAPROFESSIONAL	Butler Middle School	1611 \$	24,282.24
1.0	DIAMANTOPOULOS	NICHOLAS	PARAPROFESSIONAL	Lowell High School	1611 \$	35,939.37
1.0	MAHONEY	DARLENE	PARAPROFESSIONAL	Sullivan Middle School	1611 \$	32,370.31
1.0	COX	JONATHAN	PARAPROFESSIONAL ED/BD SALARY	Lowell High School	1611 \$	30,938.23
1.0	MORALES	LUIS	PARAPROFESSIONAL ED/BD SALARY	Leblanc Theraputic Day School	1611 \$	23,039.78
1.0	RAMIREZ	ARIANA	PARAPROFESSIONAL ED/BD SALARY	McAvinnue Elementary School	1611 \$	33,731.85
1.0	ROGERS	MAUREEN	PARAPROFESSIONAL ED/BD SALARY	Daley Middle School	1611 \$	33,731.85
1.0	SHEPARD	MATTHEW	PARAPROFESSIONAL ED/BD SALARY	Leblanc Theraputic Day School	1611 \$	27,840.70
1.0	SMITH	LUZ	PARAPROFESSIONAL ED/BD SALARY	Leblanc Theraputic Day School	1611 \$	34,716.25
1.0	WELSH	JENNIFER	PARAPROFESSIONAL ED/BD SALARY	Leblanc Theraputic Day School	1611 \$	30,938.23
1.0	BAHOU	TYLDA	PARAPROFESSIONAL HEALTH SALARY	McAvinnue Elementary School	1611 \$	35,736.76
1.0	BURNS	CYNTHIA	PARAPROFESSIONAL HEALTH SALARY	Greenhalge Elementary School	1611 \$	34,750.09
1.0	DEANGELIS	JOHN	PARAPROFESSIONAL HEALTH SALARY	Greenhalge Elementary School	1611 \$	29,636.28
1.0	DEMERS	CAROLYN	PARAPROFESSIONAL HEALTH SALARY	Lowell High School	1611 \$	38,245.02
1.0	GRAHAM	GRACE	PARAPROFESSIONAL HEALTH SALARY	Robinson Middle School	1611 \$	38,245.02
1.0	GRENHAM	EILEEN	PARAPROFESSIONAL HEALTH SALARY	McAvinnue Elementary School	1611 \$	32,365.01
1.0	MCDONALD	KATHY	PARAPROFESSIONAL HEALTH SALARY	McAvinnue Elementary School	1611 \$	34,751.81
1.0	SEZINE	CLAUDINEIA	PARAPROFESSIONAL HEALTH SALARY	McAvinnue Elementary School	1611 \$	38,320.81
1.0	SOUCY	MAUREEN	PARAPROFESSIONAL HEALTH SALARY	Shaughnessy Elementary School	1611 \$	36,459.17
1.0	LACROIX	SUSAN	ASST EARLY CHILDHOOD COORD	Cardinal O'Connell Early Learning Center	1656 \$	91,409.67
1.0	VAN THIEL	LISA	EARLY CHILDHOOD COORDINATOR	Cardinal O'Connell Early Learning Center	1670 \$	111,062.58
1.0	WILSON	ELIZABETH	ECH CLASSROOM DEVELOPER	Cardinal O'Connell Early Learning Center	1670 \$	87,888.87

1670 \$ 111,062.58
 1670 \$ 87,888.87
 ↓
 No PEG (1670)
 in FY 20

FTE	Last Name	First Name	Position	School	Fund	FY19/20
1.0	CAMPION	LAUREN	COMMUNITY SCH PROG MANGR	Career Academy	1674 \$	85,745.52
1.0	HODGSON	BARBARA	TEACHER ESL	Lowell High School	1678 \$	95,100.19
1.0	MAGGIO	GUSEPPINA	TEACHER GRADE 6	Central Administration	1679 \$	93,058.15
1.0	DRISCOLL	MELISSA	INSTRUCTIONAL SPECIALIST	Greenhalge Elementary School	1679 \$	92,484.26
1.0	LESNIAK	LAURA	INSTRUCTIONAL SPECIALIST	Murkland Elementary School	1679 \$	99,191.98
1.0	HUGO	CATHERINE	READING SPECIALIST	Washington Elementary School	1679 \$	90,223.16
1.0	MATTHEWS	CINDY	READING SPECIALIST	Bailey Elementary School	1679 \$	96,368.91
1.0	ROCHELEAU-FEENEY	CAROLYN	COORDINATOR OF SPECIAL PROGRAM	Central Administration	1682 \$	116,888.49



LOWELL PUBLIC SCHOOLS
Henry J. Mroz Administration Office
155 Merrimack Street
Lowell, Massachusetts 01852

Jaclyn Kelleher-Roy
Grants Manager

Tel: (978) 674-2031
Fax: (978) 937-7620
E-Mail: jkelleher-roy@lowell.k12.ma.us

May 1, 2019

Billie Jo Turner
Assistant Superintendent of Finance and Operations
Lowell Public Schools

Dear Billie Jo:

The Lowell Public Schools will be submitting applications for federal, state and private grants for the 2019 - 2020 School Year. It is anticipated that the level of funding for the 2019 – 2020 School Year may be less than that of the 2018 – 2019 school year. The primary areas for decrease are potentially in the Curriculum Entitlement grants (Title I, Title IIA, Title III).

School Year	Approved Grants	Approved Amount
2018 - 2019	46	\$ 19,049,500
2017 - 2018	46	\$ 17,746,849

Also included for reference please find a list of the approved grants for the 2018 - 2019 School Year with more detailed information (e.g. grant fund code, title, amount, funding by major expense category, brief description, positions funded).

Please let me know if you have questions or need additional information.

Thank you.

Jaclyn Kelleher-Roy

Reference 1 – 2019 Grants worksheet by category and FTE (7 pages)

Lowell Public Schools - 2019 approved grants											
Fund	Munis Code	Program Name	# of Staff	Total Grant Award	Supv, Instructional & Support Staff	Tutors	Stipends	Fringe Benefits	Contractual Services (Incl Substitutes)	Supplies	Other (Incl Misc, Student Transportation, Travel & Indirect Costs)
CURRICULUM											
305	1604	Title I		4,873,887	3,877,741	348,600	94,800	340,825	80,415	73,750	57,756
		Title I funding supports activities to close the achievement gap between all students and special populations. Activities include reading and math intervention, educator quality and effectiveness, assessment and data systems.									
		Funds 58.25 FTE.									
		Director	1.0								
		Director of Accountability	1.0								
		Social Workers	21.0								
		Instructional Specialists (MS & LHS)	18.0								
		Teachers	1.0								
		Clerical Support	3.0								
		Tutors-Part Time up to 15 hrs per wk	20.0								
		Parent Liaisons - Part Time	8.0								
		Total	73.0								
140	1679	Title II A - Educator Quality		649,683	506,747		13,650	49,630	79,656		
		Professional development programs to provide support in literacy instruction, mathematics resources, technology integration and mentoring.									
		Funds 6 FTE									
		Coordinator - Induction Programs	1.0								
		Literacy Specialists (ES)	4.0								
		Clerical Support	1.0								
		Total	6.0								
180	1678	Title III - Limited English Proficiency (LEP)		520,460	91,243	288,707	84,000	38,139	14,726	3,645	
		Title III funding supports english language learners providing high quality professional development, lead teacher stipends and tutoring to students in schools with very high limited english proficiency student populations									
		Funds 11 FTE									
		Content Teacher	1.0								
		Tutors-Part Time up to 15 hrs per wk	20.0								
		Total	21.0								
186	1648	Title III - Immigrant Support		165,088		134,989	9,500		11,500	9,099	
		Funding supports english language learners by providing native language tutors and outreach to immigrant families to promote active participation in their children's education									
309	1602	Title IVA - Student Support and Academic Enrichme		328,554			56,000		80,600	188,454	3,500
		Funding provides supplemental resources to local school districts to build capacity to help ensure that all students have equitable access to high quality educational experiences									
ORI	1619	Refugee School Impact		10,000		8,200	800			1,000	
		Funding supports ESL Tutors (1 FTE) for high school and middle school refugee students as well as a summer program for these students									
539	1659	Level 3 Turnaround - Greenhalge		300,000		21,600	100,000	3,600	77,000	87,000	10,800
		Funding to implement Turnaround Plans for lowest performing Level 3 schools									

Lowell Public Schools - 2019 approved grants											
Fund	Munis Code	Program Name	# of Staff	Total Grant Award	Supv, Instructional & Support Staff	Tutors	Stipends	Fringe Benefits	Contractual Services (Incl Substitutes)	Supplies	Other (Incl Misc, Student Transportation, Travel & Indirect Costs)
				4,121,669	2,927,274	0	102,000	835,324	42,101	173,721	41,249
		EARLY CHILDHOOD									
237	1570	Coord Family & Comm Engagement		227,765	177,479			28,506	2,045	16,685	3,050
		Funding supports staff who work with Lowell Public Schools early childhood families and community organizations to provide linkages and transition supports for family strengthening and positive parenting solutions									
		Funds 3.77 FTE									
		District Support Specialist	1.0								
		Social Worker	1.0								
		Parent Liaison	4.0								
		Total	6.0								
391	1562	Inclusive Preschool Learning		168,384	127,250			34,061		7,073	
		Funding supports teachers and paras working in integrated classrooms supporting inclusion at the Pawtucketville, Rogers, McAvinnue and McAuliffe schools									
		Funds 4 FTE									
		Paraprofessionals	4.0								
		Total	4.0								
518	1670	Preschool Expansion		2,901,809	204,928		0	32,118	2,620,322	41,775	2,666
		Funding supports partnership between LPS, CTI and Little Sprouts to create models for expanding preschools									
		Funds 4.15 FTE									
		District Support Specialist	1.0								
		Classroom Developer	1.0								
		Assitant Classroom Developer	2.0								
		Data Analyst	1.0								
		Total	5.0								
262	1618	Early Childhood SPED Allocation		90,409	81,247			8,036	1,126		
		Funding supports children (ages 3-5) with disabilities in high quality programs across settings for services or supports children who are eligible for special ed									
		Funds 1.2 FTE									
		Program Manager/Coordinator	0.2								
		Social Worker	0.4								
		EC Specialist	0.6								
		Total	1.2								
239	1522	Parent-Child Home Program Expansion		27,777	14,175		585	7,991	2,760	2,266	
		Funding supports hard to reach families access to preschool programming									
		Funds .5 FTE									
		Part-time Parent Liaison	0.5								
		Total	0.5								

Lowell Public Schools - 2019 approved grants											
Fund	Munis Code	Program Name	# of Staff	Total Grant Award	Supv, Instructional & Support Staff	Tutors	Stipends	Fringe Benefits	Contractual Services (Incl Substitutes)	Supplies	Other (Incl Misc, Student Transportation, Travel & Indirect Costs)
515	1656	Commonwealth Preschool Partnerships Initiative		274,167	34,934				165,800	43,419	30,014
	Funding supports partnership between LPS, UTEC, CTI and Little Sprouts to create models for expanding preschools										
	Funds 1 FTE										
		EC District Support Specialist	1.0								
		Total	1.0								
				3,690,311	640,013	0	585	110,712	2,792,053	111,218	35,730
	OTHER STUDENT SUPPORT SERVICES										
345	1540	Adult Basic Education		760,734	535,317			130,372	16,200	46,150	32,695
	Assists people in obtaining their GED (HiSET) Funds facilitators, support staff and part time adult educators at five different LAEC sites										
	Funds 8.38 FTE										
		Fiscal Officer	1.0								
		ABE Education and Career Advisor	1.0								
		ADA Coordinator/HSE Testing Spec.	1.0								
		Community Planner	1.0								
		ESOL Registrar	1.0								
		ABE Registrar	1.0								
		Student Services Coordinator	1.0								
		Adult Ed Instructors (part time) and other part time staff support	13.0								
		Total	20.0								
340	1651	Federal - Adult Basic Education		314,466	304,980					5,286	4,200
	Assists people in obtaining their GED (HiSET). Funds support staff and part time adult educators at five different LAEC sites										
	Funds 8.06 FTE										
		Teachers Advisors & Assessment Specialists	19.0								
		Career Center Liaison	1.0								
		Total	20.0								
850	1510	GED Test Centers		5,288						5,288	
	Supplies for GED testing e.g. testing material, printing, computer, printer, scanner maintenance										
359	1661	Integrated English Literacy and Civics Education		78,220	28,148			6,474	20,000	14,404	9,194
	Funding supports additional programming for the LAEC										
	Funds .51 FTE										
		Program Director	0.1								
		Instructor/Advisor	0.5								
		Total	0.5								

Lowell Public Schools - 2019 approved grants											
Fund	Munis Code	Program Name	# of Staff	Total Grant Award	Supv, Instructional & Support Staff	Tutors	Stipends	Fringe Benefits	Contractual Services (Incl Substitutes)	Supplies	Other (Incl Misc, Student Transportation, Travel & Indirect Costs)
USED	1674	Full Service Community Schools		645,790	246,549			24,334	312,121	24,216	38,571
		Year 3 of a 5 year grant supporting high needs alternative high school (LHS Career Acad) as a full service community school site.									
		Funds 2 FTE									
		Community Schools Prog. Manager	1.0								
		Community Fitness Manager	1.0								
		Adult Ed Instructor	1.0								
		Total	3.0								
645	1682	21st Century Community Learning Centers		913,350	112,319		498,760	26,258	168,993	12,000	95,020
		Funding supports after school programs at eight schools (Bartlett, Greenhalge, Lincoln, Lowell High, McAvinnue, McAuliffe, Shaughnessy & Stoklosa).									
		Funds site managers, teachers, paras and student activities									
		Funds 1 FTE									
		Coordinator-Special Programs	1.0								
		Total	1.0								
244	1628	21st Century Special Education		42,925			42,925				
		Funding supports afterschool programming for students with disabilities that are integrated within the 21st Century Community Learning Program during the school year at seven sites.									
		Funds support staffing									
646	1684	21st Century Community Learning Centers		198,864			155,584		23,480	4,000	15,800
		Funding supports out of school programs at two schools(Morey and Robinson)									
		Funds site managers, teachers paras and student activities									
647	1641	21st Century Community Learning Centers		350,000	23,592		144,440	11,057	100,651	8,000	62,260
		Funding supports out of school programs at two schools (Murkland and Sullivan)									
		Funds .5 FTE									
		Program Specialist/Data Analyst	0.5								
		Total	0.5								
320	1632	MassGrad Promising Practices		20,000			20,000				
		Funding to support a part-time Pathways Coach at the Career Academy									
310	1615	McKinney-Vento Homeless		30,000	26,500		500			3,000	
		Funding provides services to at risk students and families who are either homeless or at risk of becoming homeless (e.g. tutoring, educational training for parents, before and after school programs).									
310-2	1657	McKinney-Vento Homeless		45,000	30,000		1,500		13,500		
		Funding provides services to at risk students and families who are either homeless or at risk of becoming homeless (e.g. tutoring, educational training for parents, before and after school programs).									
314	1625	Emergency Impact Aid Assistance for Homeless Children and Families		13,085			13,085				
		Funding supports students in local shelters and community sites									154

Lowell Public Schools - 2019 approved grants											
Fund	Munis Code	Program Name	# of Staff	Total Grant Award	Supv, Instructional & Support Staff	Tutors	Stipends	Fringe Benefits	Contractual Services (Incl Substitutes)	Supplies	Other (Incl Misc, Student Transportation, Travel & Indirect Costs)
156	1521	Innovation School Planning		19,200					19,200		
		Funding to support work-based learning consultant and employee liaison at the Career Academy									
231	1634	Leading Educational Access Project DCP Incentive		10,000					9,264	736	
		Funding to support ongoing efforts to meet the needs of all students by systematically strengthening the knowledge and skills of educators in building inclusive environments and delivering culturally responsive instruction.									
245	1643	21st Century Community Learning Centers Enhanced		40,000			40,000				
		Funding supports afterschool programing for students with disabilities that are integrated within the 21st Century Community Learning Program during the school year									
		Funds support staffing									
248	1509	Systems for Student Success		40,000			24,310		5,690	10,000	
		Funding supports District/School action planning teams									
542	1528	Summer Meals Expansion		10,755						7,500	3,255
		Funding supports planning to design, support and expand sustainable participation in the summer feeding program									
641	1538	Teen Dating Violence Prevention and Intervention		17,394			3,500		11,300	2,594	
		Funding to provide a program from grades 5 through 12 that will promote healthy relationships and address teen dating violence									
	1111	Linda Schulman Innovation Fund		1,000						1,000	
		Funding to support English Language Learning at the Greenhalge									
	1114	Linda Schulman Innovation Fund		1,000						1,000	
		Funding to support English Language Learning at the Stoklosa									
	1115	Puerto Rico USVI Hurricane Relief		411,852							411,852
		Funding to assit districts serving students from Puerto Rico and the U.S. Virgin Islands displaced by the fall 2017 hurricanes.									
	1116	Open Outdoors for Kids Field Trip Grant Program		5,100							5,100
		Funding to provide efficient transportation support for primary school students with an emphasis on 4th grade students to visit national parks and other public lands to engage them in meaningful activi									
	1121	STEM Project Lead the Way		4,500						3,752	748
		Funding to support the PLTW Launch program									
	1148	Girls Who Code		9,600			9,600				
		Funding to pay staff who support the Girls Who Code program									

Lowell Public Schools - 2019 approved grants											
Fund	Munis Code	Program Name	# of Staff	Total Grant Award	Supv, Instructional & Support Staff	Tutors	Stipends	Fringe Benefits	Contractual Services (Incl Substitutes)	Supplies	Other (Incl Misc, Student Transportation, Travel & Indirect Costs)
	1536	Innovation Schools Planning		10,000			4,850		2,250	2,620	280
		Funding to support planning for an Innovation Pathway program at Lowell High School									
	1531	MA Life Sciences		65,317			3,600			61,717	
		Funding for equipment and professional development to support life sciences education									
				4,063,440	1,307,405	0	962,654	198,495	702,649	213,263	678,975
		Grand Total		19,049,500	9,372,113	802,096	1,546,236	1,576,725	3,978,659	912,079	861,592
Indirect Costs on the Title I and SPED Allocation Grants cover the full cost of the Grants Manager and half the Internal Auditor salaries											



MSBA Update

To: Lowell School Committee

From: Jeannine M. Durkin, Superintendent

Date: April 24, 2019

Please see the attached correspondence marked Exhibit A from the Massachusetts School Building Authority (MSBA) in regards to the Lowell High School project approval on April 10, 2019.

In addition, as a part of the MSBA's Accelerated Repair Program applications that were submitted this past February 2019, the MSBA conducted six (6) site visits on Wednesday, April 24, 2019 for the purpose of touring the buildings and learning about the major issues in each building. During the visits, MSBA staff were apprised of past mitigation efforts/repairs as well as programmatic challenges the building issues have created in each of the schools. There were certain restrictions with the eight (8) application submissions due to the large number of applications that the MSBA received in this round of proposals. This is detailed in the attached document marked Exhibit B. The attachment also included a timeline and next steps following the visit. The visits were conducted at the following schools:

School	MSBA Application Submission
Bailey	Roof
Daley	Roof and Boiler Rooms
Greenhalge	Roof and Boiler Rooms
McAuliffe	Roof and Boiler Rooms
STEM Academy @ Rogers	Roof
Sullivan	Roof and Boiler Rooms

Massachusetts School Building Authority

Deborah B. Goldberg
Chairman, State Treasurer

James A. MacDonald
Chief Executive Officer

John K. McCarthy
Executive Director / Deputy CEO

April 10, 2019

Ms. Eileen Donoghue, City Manager
City of Lowell
375 Merrimack Street, Second Floor, Room 43
Lowell, MA 01852

Re: City of Lowell, Lowell High School

Dear Ms. Donoghue:

I am pleased to report that the Board of the Massachusetts School Building Authority (the "MSBA") has voted to approve the City of Lowell (the "City") for an addition and renovation project at the Lowell High School, contingent upon the City obtaining full ownership, control, and exclusive use of the site.

The Board approved an Estimated Maximum Total Facilities Grant of \$210,023,036, which does not include any funds for Potentially Eligible Owner's or Construction Contingency Expenditures. In the event that the MSBA determines that any Owner's and/or Construction Contingency Expenditures are eligible for reimbursement, the Maximum Total Facilities Grant for the Lowell High School Project may increase to as much as \$215,992,406. The final grant amount will be determined by the MSBA based on a review and audit of all Project costs incurred by the City, in accordance with the MSBA's regulations, policies, and guidelines and the Project Funding Agreement. The final grant amount may be an amount less than \$210,023,036.

Pursuant to the MSBA's regulations, the City has 120 days after the date of the MSBA's Board vote to acquire and certify local approval for an appropriation and all other necessary local votes or approvals showing acceptance of the cost, site, type, scope, and timeline for the Lowell High School Project. After receipt of the certified votes demonstrating local approval, the MSBA and the City will execute a Project Funding Agreement, which will set forth the terms and conditions pursuant to which the City will receive its grant from the MSBA. Once the Project Funding Agreement has been executed by both parties, the City will be eligible to submit requests for reimbursement for the Lowell High School Project costs to the MSBA. The Project Scope and Budget Agreement signed by the City and the MSBA will form the basis for the Project Funding Agreement.

We will be contacting you soon to discuss these next steps in more detail, but in the meantime, I wanted to share with you the Board's approval of the Lowell High School

Page 2

April 10, 2019

Lowell Project Scope and Budget Authorization Board Action Letter

Project in the City of Lowell for an addition and renovation project at the Lowell High School, contingent upon the City obtaining full ownership, control, and exclusive use of the site.

I look forward to continuing to work with you during the MSBA's grant program process. As always, feel free to contact me or my staff at (617) 720-4466 should you have any questions.

Sincerely,



James A. MacDonald
Chief Executive Officer

Cc: Legislative Delegation
The Honorable William Samaras, Mayor, City of Lowell
Kara Keefe Mullin, Assistant City Manager, City of Lowell
Vesna Nuon, Vice Chair, Lowell City Council
Conor Baldwin, Chief Financial Officer, City of Lowell
Heather Varney, Deputy Chief Financial Officer, City of Lowell
Jackie Doherty, Vice Chair, Lowell School Committee
Jeannine M. Durkin, Acting Superintendent, Lowell Public Schools
Marianne Busteed, Headmaster, Lowell High School
Mary Ann Williams, Owner's Project Manager, Skanska USA Building, Inc.
Joseph Drown, Designer, Perkins Eastman Architects
File: 10.2 Letters (Region 3)



The MSBA received eighty-three (83) Statements of Interest (“SOI”) for potential project consideration in the 2019 Accelerated Repair Program (“ARP”). For reference, in 2018, the MSBA received 60. In reviewing SOIs, the MSBA identifies the potential projects that would best fit into the ARP guidelines. Invitation into this program is based upon several items including the MSBA’s annual statutory budget cap, due diligence of the MSBA staff, a review of the entire cohort of SOIs, initial conversations and outreach with districts, and the ability of a district to adhere to the overall terms, conditions, and schedule of the ARP. The ARP is for the replacement of roofs, windows/doors, and/or boilers. The MSBA website (www.massschoolbuildings.org) has an ARP page dedicated to prerequisite documents for invited districts, the standard consultant contracts, and a sample PFA. Previous projects’ cost data can also be found on the ARP page informational purposes only as the data may have changed based on actual construction bids or contract amendments. Reviewers should contact the District for the most current information.

Terms, Conditions, and Information

- In accordance with the signed and submitted Statement of Interest, the MSBA understands that the building system(s) being reviewed meet all qualifying criteria, including the minimum threshold age requirements, to be approved at the June 26, 2019 Board of Directors meeting. Furthermore, in accordance with the 2019 Statement of Interest Overview for Accelerated Repair Program, the District acknowledges that the MSBA may need to change the qualifying criteria of each system due to the quantity of SOIs received. Only qualifying portions of systems can be eligible for reimbursement.
- Districts must comply with all MSBA rules, regulations, policies, and guidelines and use the MSBA’s standard documents, including contract, budget, and audit forms.
- Districts will be required to enter into a Project Funding Agreement (“PFA”) with the MSBA and comply with all of the terms and conditions set forth in the Agreement to qualify for reimbursement payments.
- Districts must (a) appropriate the funds necessary to complete the Schematic Design within sixty (60) days (August 26) of being invited into the ARP (June 26); and (b) appropriate funds to cover the total project budget within ninety (90) days (Spring 2020) of receiving the MSBA’s approval for a PFA. Following the SOI site visit, MSBA will request an email from the District’s Superintendent outlining when and how the District will appropriate the funds necessary to complete the Schematic Design by August 26th and confirming that a copy of the certified vote can be provided to the MSBA by September 26th.
- Districts must certify do all things necessary to complete the Schematic Design (“SD”) phase so that it may receive authorization for a PFA by the MSBA Board of Directors within twelve months of invitation.
- To expedite project delivery, the MSBA has completed procurements for Owner’s Project Managers (“OPMs”) and Designers to work with districts participating in the ARP. MSBA staff will assign both a pre-selected OPM and Designer to each district in accordance with the 2018-2020 Consultant Assignment Procedure.
- Participating districts must use the MSBA consultant assignment process and recognize that, upon assignment of consultants by the MSBA, districts are responsible for negotiating applicable fees, executing the MSBA’s standard OPM and Designer ARP contracts with each assigned consultant, and managing the performance of their assigned consultants, including OPM onsite project representative services during construction and OPM monthly reporting through final audit approval.
- Districts are required to execute the MSBA’s ARP Contract for Project Management Services with their assigned OPM, regardless of whether the estimated construction costs exceed \$1.5 million. For Districts whose project includes one or two schools, the fee for the SD phase will be an amount not-to-exceed \$15,000. For Districts whose project includes three or more schools, the fee for the SD phase will be an amount not-to-exceed \$20,000. The not-to-exceed fees do not apply if the District is estimated to have Total Project Budgets greater than \$5 million.

Massachusetts School Building Authority
Accelerated Repair Program
2019 Statements of Interest



- A proposed project for which the estimated total budget is less than \$250,000, as determined by the MSBA, shall not be eligible for the ARP in accordance with the MSBA's Cost Standards Regulations.
- When evaluating building accessibility in compliance with 521 CMR, if accessibility renovations are required because the cost of work at the school in a three-year period exceeds 30% of the assessed value of the existing building, the MSBA will not participate in the resulting accessibility renovations.
- If a project does qualify for the ARP, the scope of the project may not be fully reimbursable. Scope that may be required to complete the project but will not be eligible for reimbursement include but is not limited to: building systems in spaces deemed ineligible per MSBA Regulations, building systems beyond ARP scope, portions of invited systems that do not meet the minimum threshold age requirements approved at the June 26, 2019 Board of Directors meeting, replacement of underground fuel tanks or gas lines up to the boiler room, replacement of rooftop heating or ventilation equipment, replacement of air conditioning units or chillers, and replacement of photovoltaic panels.
- MSBA will assign a commissioning consultant to each district to provide advisory services. The MSBA pays 100% of the commissioning consultant's costs. The OPM will coordinate with the commissioning consultant following the submission of the Schematic Design through closeout.
- Districts may make monthly requests for reimbursement to the MSBA following the execution of the PFA but shall not make any requests for reimbursement that total less than \$50,000. If the total value of a request for reimbursement is less than \$50,000, the request must be held until such time as it can meet the \$50,000 threshold.


Dr. Gertrude Bailey Elementary School

Kimberley Clements, Principal

175 Campbell Drive

Lowell, Massachusetts 01851

978-937-7644



2018 Accountability: Partially meeting targets, Not requiring assistance or intervention
Accountability Percentile: **57** Progress Toward Target: **54**

2018 MCAS:		English Language Arts					Mathematics					HS Biology			
		A	P	NI	F	SGP	A	P	NI	F	SGP	A	P	NI	F
All Students (school)															
	(state)	51	40	6	3	50.0	51	27	14	8	50.0	28	45	19	8
High Needs (school)															
	(state)	27	53	13	7	46.7	27	30	25	18	47.1	12	41	31	17

Enrollment (October 1, 2018)

	PK	K	1	2	3	4	5	6	7	8	9	10	11	12	SP	Total
School	26	91	94	93	97	87										488
District	556	1,138	1,194	1,169	1,287	1,241	1,198	1,206	1,034	1,110	856	811	816	788	32	14,436

Students (October 1, 2018)

Indicators (2017-18)

	school	district
African American	4.3	7.9
Asian	34.8	28.9
Hispanic	21.1	31.9
White	33.8	27.4
Other	6.0	3.9

	school	district
Attendance Rate	95.3	94.0
Average Number of Days Absent	8.1	10.0
Absent 10 or more days	34.4	36.8
Chronically Absent (10% or more)	8.0	16.0
Students with more than 9 Unexcused Absences	12.4	25.7
Retention Rate	0.8	1.5

Special Programs (2017-18)

	school	district
First Language Not English	27.9	29.2
English Language Learner	23.2	24.2
Students With Disabilities	15.8	16.6
High Needs	61.1	71.3
Economically Disadvantaged	45.1	55.9

CSA (PreK)
CSA (K-2)
CSA (3-4)

Bartlett Community Partnership

Peter Holtz, Principal

79 Wannalancit Street

Lowell, Massachusetts 01854

978-937-8968



2018 Accountability: In need of focused/targeted support, Requiring assistance or intervention
Accountability Percentile: **9** Progress Toward Target: **63**

2018 MCAS:		English Language Arts					Mathematics					HS Biology			
		A	P	NI	F	SGP	A	P	NI	F	SGP	A	P	NI	F
All Students (school)															
	(state)	51	40	6	3	50.0	51	27	14	8	50.0	28	45	19	8
High Needs (school)															
	(state)	27	53	13	7	46.7	27	30	25	18	47.1	12	41	31	17

Enrollment (October 1, 2018)

	PK	K	1	2	3	4	5	6	7	8	9	10	11	12	SP	Total
School	49	46	52	41	53	52	52	61	55	60						521
District	556	1,138	1,194	1,169	1,287	1,241	1,198	1,206	1,034	1,110	856	811	816	788	32	14,436

Students (October 1, 2018)

Indicators (2017-18)

	school	district
African American	9.4	7.9
Asian	39.7	28.9
Hispanic	32.8	31.9
White	15.0	27.4
Other	3.1	3.9

	school	district
Attendance Rate	94.7	94.0
Average Number of Days Absent	9.0	10.0
Absent 10 or more days	37.2	36.8
Chronically Absent (10% or more)	14.7	16.0
Students with more than 9 Unexcused Absences	27.0	25.7
Retention Rate	0.2	1.5

Special Programs (2017-18)

	school	district
First Language Not English	32.2	29.2
English Language Learner	25.5	24.2
Students With Disabilities	22.6	16.6
High Needs	79.5	71.3
Economically Disadvantaged	60.8	55.9

Lifeskills (PreK)
Lifeskills (K-2)
Lifeskills (2-3)
Lifeskills (3-4)
Lifeskills (5-6)
Lifeskills (7-8)

Benjamin F. Butler Middle School

Teresa Soares-Pena, Principal

1140 Gorham Street

Lowell, Massachusetts 01852

978-937-8973



2018 Accountability: In need of focused/targeted support, Requiring assistance or intervention
Accountability Percentile: **6** Progress Toward Target: **37**

2018 MCAS:		English Language Arts					Mathematics					HS Biology			
		A	P	NI	F	SGP	A	P	NI	F	SGP	A	P	NI	F
All Students (school)															
	(state)	51	40	6	3	50.0	51	27	14	8	50.0	28	45	19	8
High Needs (school)															
	(state)	27	53	13	7	46.7	27	30	25	18	47.1	12	41	31	17

Enrollment (October 1, 2018)

	PK	K	1	2	3	4	5	6	7	8	9	10	11	12	SP	Total
School							130	137	127	140						534
District	556	1,138	1,194	1,169	1,287	1,241	1,198	1,206	1,034	1,110	856	811	816	788	32	14,436

Students (October 1, 2018)

Indicators (2017-18)

	school	district
African American	8.1	7.9
Asian	27.3	28.9
Hispanic	30.3	31.9
White	28.7	27.4
Other	5.6	3.9

	school	district
Attendance Rate	94.9	94.0
Average Number of Days Absent	8.7	10.0
Absent 10 or more days	35.9	36.8
Chronically Absent (10% or more)	13.4	16.0
Students with more than 9 Unexcused Absences	25.4	25.7
Retention Rate	0.0	1.5

Special Programs (2017-18)

	school	district
First Language Not English	23.2	29.2
English Language Learner	21.9	24.2
Students With Disabilities	17.6	16.6
High Needs	74.2	71.3
Economically Disadvantaged	56.2	55.9

Adjustment (5-6)
Adjustment (7-8)
Newcomer (5-6)
Newcomer (7-8)


Cardinal O'Connell Early Learning Center

Lisa Van Thiel, Coordinator

21 Carter Street

Lowell, Massachusetts 01852

978-446-7000



2018 Accountability: New school 2018-19, No data
Accountability Percentile: -- Progress Toward Target: --

2018 MCAS:		English Language Arts					Mathematics					HS Biology			
		A	P	NI	F	SGP	A	P	NI	F	SGP	A	P	NI	F
All Students (school)															
	(state)	51	40	6	3	50.0	51	27	14	8	50.0	28	45	19	8
High Needs (school)															
	(state)	27	53	13	7	46.7	27	30	25	18	47.1	12	41	31	17

Enrollment (October 1, 2018)

	PK	K	1	2	3	4	5	6	7	8	9	10	11	12	SP	Total
School																
District	556	1,138	1,194	1,169	1,287	1,241	1,198	1,206	1,034	1,110	856	811	816	788	32	14,436

Students (October 1, 2018)


Indicators (2017-18)

	school	district
African American		7.9
Asian		28.9
Hispanic		31.9
White		27.4
Other		3.9

	school	district
Attendance Rate		94.0
Average Number of Days Absent		10.0
Absent 10 or more days		36.8
Chronically Absent (10% or more)		16.0
Students with more than 9 Unexcused Absences		25.7
Retention Rate		1.5

Special Programs (2017-18)

	school	district
First Language Not English		29.2
English Language Learner		24.2
Students With Disabilities		16.6
High Needs		71.3
Economically Disadvantaged		55.9



James S. Daley Middle School

William Skinner, Principal

150 Fleming Street

Lowell, Massachusetts 01851

978-937-8981



2018 Accountability: Meeting targets, Not requiring assistance or intervention
Accountability Percentile: **47** Progress Toward Target: **76**

2018 MCAS:		English Language Arts					Mathematics					HS Biology			
		A	P	NI	F	SGP	A	P	NI	F	SGP	A	P	NI	F
All Students (school)															
	(state)	51	40	6	3	50.0	51	27	14	8	50.0	28	45	19	8
High Needs (school)															
	(state)	27	53	13	7	46.7	27	30	25	18	47.1	12	41	31	17

Enrollment (October 1, 2018)

	PK	K	1	2	3	4	5	6	7	8	9	10	11	12	SP	Total
School							179	186	173	162						700
District	556	1,138	1,194	1,169	1,287	1,241	1,198	1,206	1,034	1,110	856	811	816	788	32	14,436

Students (October 1, 2018)

Indicators (2017-18)

	school	district
African American	3.7	7.9
Asian	44.7	28.9
Hispanic	19.9	31.9
White	26.9	27.4
Other	4.8	3.9

	school	district
Attendance Rate	96.2	94.0
Average Number of Days Absent	6.7	10.0
Absent 10 or more days	25.2	36.8
Chronically Absent (10% or more)	6.9	16.0
Students with more than 9 Unexcused Absences	14.1	25.7
Retention Rate	0.9	1.5

Special Programs (2017-18)

	school	district
First Language Not English	20.4	29.2
English Language Learner	18.0	24.2
Students With Disabilities	20.0	16.6
High Needs	63.3	71.3
Economically Disadvantaged	44.0	55.9

Lifeskills (5-6)
Lifeskills (7-8)
Lifeskills (Intensive 5-8)
CSA (5-8)
CSA (5)
Newcomer (5-8)


Frederic T. Greenhalge Elementary School

Nan Murphy, Acting Principal

149 Ennell Street

Lowell, Massachusetts 01850

978-937-7670



2018 Accountability: In need of focused/targeted support, Requiring assistance or intervention
Accountability Percentile: **10** Progress Toward Target: **69**

2018 MCAS:		English Language Arts					Mathematics					HS Biology			
		A	P	NI	F	SGP	A	P	NI	F	SGP	A	P	NI	F
All Students (school)															
	(state)	51	40	6	3	50.0	51	27	14	8	50.0	28	45	19	8
High Needs (school)															
	(state)	27	53	13	7	46.7	27	30	25	18	47.1	12	41	31	17

Enrollment (October 1, 2018)

	PK	K	1	2	3	4	5	6	7	8	9	10	11	12	SP	Total
School	61	83	85	92	92	89										502
District	556	1,138	1,194	1,169	1,287	1,241	1,198	1,206	1,034	1,110	856	811	816	788	32	14,436

Students (October 1, 2018)

	school	district
African American	10.4	7.9
Asian	13.3	28.9
Hispanic	42.6	31.9
White	29.1	27.4
Other	4.6	3.9


	school	district
First Language Not English	34.9	29.2
English Language Learner	30.9	24.2
Students With Disabilities	16.7	16.6
High Needs	86.9	71.3
Economically Disadvantaged	75.1	55.9

Indicators (2017-18)

	school	district
Attendance Rate	93.1	94.0
Average Number of Days Absent	11.3	10.0
Absent 10 or more days	47.2	36.8
Chronically Absent (10% or more)	24.9	16.0
Students with more than 9 Unexcused Absences	36.4	25.7
Retention Rate	2.0	1.5

Special Programs (2017-18)

CSA (Pre-K) 3
Newcomer (1-4)



Laura Lee Therapeutic Day School

Francisco Vicente, Coordinator

235 Powell Street

Lowell, Massachusetts 01851

978-937-7655



2018 Accountability: In need of focused/targeted support, Requiring assistance or intervention
Accountability Percentile: -- Progress Toward Target: --

2018 MCAS:		English Language Arts					Mathematics					HS Biology			
		A	P	NI	F	SGP	A	P	NI	F	SGP	A	P	NI	F
All Students (school)															
	(state)	51	40	6	3	50.0	51	27	14	8	50.0	28	45	19	8
High Needs (school)															
	(state)	27	53	13	7	46.7	27	30	25	18	47.1	12	41	31	17

Enrollment (October 1, 2018)

	PK	K	1	2	3	4	5	6	7	8	9	10	11	12	SP	Total
School		1	1			2	5	4	5	5						23
District	556	1,138	1,194	1,169	1,287	1,241	1,198	1,206	1,034	1,110	856	811	816	788	32	14,436

Students (October 1, 2018)

Indicators (2017-18)

	school	district
African American	13.0	7.9
Asian	4.3	28.9
Hispanic	60.9	31.9
White	13.0	27.4
Other	8.8	3.9

	school	district
Attendance Rate	86.6	94.0
Average Number of Days Absent	21.4	10.0
Absent 10 or more days	80.8	36.8
Chronically Absent (10% or more)	73.1	16.0
Students with more than 9 Unexcused Absences	69.2	25.7
Retention Rate	0.0	1.5

Special Programs (2017-18)

	school	district
First Language Not English	8.7	29.2
English Language Learner	8.7	24.2
Students With Disabilities	100.0	16.6
High Needs	100.0	71.3
Economically Disadvantaged	91.3	55.9


Leblanc Therapeutic Day School

Carolyn Cuneo, Coordinator

58 Sycamore Street

Lowell, Massachusetts 01852

978-970-5467



2018 Accountability: Insufficient data, Insufficient data
Accountability Percentile: -- Progress Toward Target: --

2018 MCAS:		English Language Arts					Mathematics					HS Biology			
		A	P	NI	F	SGP	A	P	NI	F	SGP	A	P	NI	F
All Students (school)															
	(state)	51	40	6	3	50.0	51	27	14	8	50.0	28	45	19	8
High Needs (school)															
	(state)	27	53	13	7	46.7	27	30	25	18	47.1	12	41	31	17

Enrollment (October 1, 2018)

	PK	K	1	2	3	4	5	6	7	8	9	10	11	12	SP	Total
School											6	10	14	6		36
District	556	1,138	1,194	1,169	1,287	1,241	1,198	1,206	1,034	1,110	856	811	816	788	32	14,436

Students (October 1, 2018)

Indicators (2017-18)

	school	district
African American	5.6	7.9
Asian	5.6	28.9
Hispanic	63.9	31.9
White	19.4	27.4
Other	5.5	3.9


	school	district
Attendance Rate	70.3	94.0
Average Number of Days Absent	48.8	10.0
Absent 10 or more days	93.3	36.8
Chronically Absent (10% or more)	88.9	16.0
Students with more than 9 Unexcused Absences	84.4	25.7
Retention Rate	6.1	1.5

Special Programs (2017-18)

	school	district
First Language Not English	11.1	29.2
English Language Learner	5.6	24.2
Students With Disabilities	100.0	16.6
High Needs	100.0	71.3
Economically Disadvantaged	83.3	55.9

Abraham Lincoln Elementary School

Ginger Coleman, Principal
300 Chelmsford Street
Lowell, Massachusetts 01851
978-937-2846



2018 Accountability: Partially meeting targets, Not requiring assistance or intervention
Accountability Percentile: **26** Progress Toward Target: **73**

2018 MCAS:		English Language Arts					Mathematics					HS Biology			
		A	P	NI	F	SGP	A	P	NI	F	SGP	A	P	NI	F
All Students (school)															
	(state)	51	40	6	3	50.0	51	27	14	8	50.0	28	45	19	8
High Needs (school)															
	(state)	27	53	13	7	46.7	27	30	25	18	47.1	12	41	31	17

Enrollment (October 1, 2018)

	PK	K	1	2	3	4	5	6	7	8	9	10	11	12	SP	Total
School	49	85	90	75	96	92										487
District	556	1,138	1,194	1,169	1,287	1,241	1,198	1,206	1,034	1,110	856	811	816	788	32	14,436

Students (October 1, 2018)

Indicators (2017-18)


	school	district
African American	5.1	7.9
Asian	50.5	28.9
Hispanic	29.2	31.9
White	11.3	27.4
Other	3.9	3.9

	school	district
Attendance Rate	94.6	94.0
Average Number of Days Absent	9.3	10.0
Absent 10 or more days	40.1	36.8
Chronically Absent (10% or more)	16.4	16.0
Students with more than 9 Unexcused Absences	24.7	25.7
Retention Rate	0.3	1.5

Special Programs (2017-18)

	school	district
First Language Not English	40.7	29.2
English Language Learner	34.9	24.2
Students With Disabilities	16.0	16.6
High Needs	83.6	71.3
Economically Disadvantaged	67.6	55.9

ABE Program (K)
ABE Program (1-2)



Dr. Janice Adie Day School

Patricia Clark-Nowoswiat, Coordinator

60 Carlisle Street

Lowell, Massachusetts 01824

978-688-4793



2018 Accountability: Insufficient data, Insufficient data
Accountability Percentile: -- Progress Toward Target: --

2018 MCAS:		English Language Arts					Mathematics					HS Biology			
		A	P	NI	F	SGP	A	P	NI	F	SGP	A	P	NI	F
All Students (school)															
	(state)	51	40	6	3	50.0	51	27	14	8	50.0	28	45	19	8
High Needs (school)															
	(state)	27	53	13	7	46.7	27	30	25	18	47.1	12	41	31	17

Enrollment (October 1, 2018)

	PK	K	1	2	3	4	5	6	7	8	9	10	11	12	SP	Total
School	4	6	5	4	2	1	3	1								26
District	556	1,138	1,194	1,169	1,287	1,241	1,198	1,206	1,034	1,110	856	811	816	788	32	14,436

Students (October 1, 2018)


Indicators (2017-18)

	school	district
African American	26.9	7.9
Asian	26.9	28.9
Hispanic	23.1	31.9
White	23.1	27.4
Other	0.0	3.9

	school	district
Attendance Rate		94.0
Average Number of Days Absent		10.0
Absent 10 or more days		36.8
Chronically Absent (10% or more)		16.0
Students with more than 9 Unexcused Absences		25.7
Retention Rate		1.5

Special Programs (2017-18)

	school	district
First Language Not English	26.9	29.2
English Language Learner	3.8	24.2
Students With Disabilities	100.0	16.6
High Needs	100.0	71.3
Economically Disadvantaged	53.8	55.9



Lowell High School

Marianne Busteded, Head of School

50 Father Morissette Boulevard

Lowell, Massachusetts 01852

978-937-8900



2018 Accountability: In need of focused/targeted support, Requiring assistance or intervention
Accountability Percentile: **13** Progress Toward Target: **31**

2018 MCAS:	English Language Arts					Mathematics					HS Biology			
	A	P	NI	F	SGP	A	P	NI	F	SGP	A	P	NI	F
All Students (school)	37	47	11	5	42.3	42	28	18	13	40.1	20	39	29	12
(state)	51	40	6	3	50.0	51	27	14	8	50.0	28	45	19	8
High Needs (school)	26	50	16	8	42.4	29	30	21	19	38.2	12	35	35	18
(state)	27	53	13	7	46.7	27	30	25	18	47.1	12	41	31	17

Enrollment (October 1, 2018)

	PK	K	1	2	3	4	5	6	7	8	9	10	11	12	SP	Total
School											822	780	780	742	30	3,154
District	556	1,138	1,194	1,169	1,287	1,241	1,198	1,206	1,034	1,110	856	811	816	788	32	14,436

Students (October 1, 2018)


Indicators (2017-18)

	school	district
African American	11.4	7.9
Asian	31.7	28.9
Hispanic	25.3	31.9
White	28.9	27.4
Other	2.7	3.9

	school	district
Attendance Rate	92.6	94.0
Average Number of Days Absent	12.3	10.0
Absent 10 or more days	39.4	36.8
Chronically Absent (10% or more)	20.7	16.0
Students with more than 9 Unexcused Absences	30.3	25.7
Retention Rate	3.1	1.5

Special Programs (2017-18)

	school	district
First Language Not English	19.0	29.2
English Language Learner	11.4	24.2
Students With Disabilities	10.5	16.6
High Needs	58.5	71.3
Economically Disadvantaged	47.1	55.9



The Career Academy

Megan O'Loughlin, Principal

125 Smith Street

Lowell, Massachusetts 01851

978-275-6399



2018 Accountability: In need of focused/targeted support, Requiring assistance or intervention
Accountability Percentile: -- Progress Toward Target: --

2018 MCAS:		English Language Arts					Mathematics					HS Biology			
		A	P	NI	F	SGP	A	P	NI	F	SGP	A	P	NI	F
All Students (school)															
	(state)	51	40	6	3	50.0	51	27	14	8	50.0	28	45	19	8
High Needs (school)															
	(state)	27	53	13	7	46.7	27	30	25	18	47.1	12	41	31	17

Enrollment (October 1, 2018)

	PK	K	1	2	3	4	5	6	7	8	9	10	11	12	SP	Total
School											28	21	22	40	2	113
District	556	1,138	1,194	1,169	1,287	1,241	1,198	1,206	1,034	1,110	856	811	816	788	32	14,436

Students (October 1, 2018)

Indicators (2017-18)


	school	district
African American	9.7	7.9
Asian	15.0	28.9
Hispanic	46.9	31.9
White	23.9	27.4
Other	4.5	3.9

	school	district
Attendance Rate	67.2	94.0
Average Number of Days Absent	51.9	10.0
Absent 10 or more days	76.7	36.8
Chronically Absent (10% or more)	72.7	16.0
Students with more than 9 Unexcused Absences	71.3	25.7
Retention Rate	19.3	1.5

Special Programs (2017-18)

	school	district
First Language Not English	10.6	29.2
English Language Learner	9.7	24.2
Students With Disabilities	12.4	16.6
High Needs	77.9	71.3
Economically Disadvantaged	72.6	55.9

S. Christa McAuliffe Elementary School



David Anderson, Principal
570 Beacon Street
Lowell, Massachusetts 01850
978-937-2838



2018 Accountability: Partially meeting targets, Not requiring assistance or intervention
Accountability Percentile: **36** Progress Toward Target: **54**

2018 MCAS:		English Language Arts					Mathematics					HS Biology			
		A	P	NI	F	SGP	A	P	NI	F	SGP	A	P	NI	F
All Students (school)															
	(state)	51	40	6	3	50.0	51	27	14	8	50.0	28	45	19	8
High Needs (school)															
	(state)	27	53	13	7	46.7	27	30	25	18	47.1	12	41	31	17

Enrollment (October 1, 2018)

	PK	K	1	2	3	4	5	6	7	8	9	10	11	12	SP	Total
School	45	81	84	89	96	88										483
District	556	1,138	1,194	1,169	1,287	1,241	1,198	1,206	1,034	1,110	856	811	816	788	32	14,436

Students (October 1, 2018)

Indicators (2017-18)

	school	district
African American	6.6	7.9
Asian	8.1	28.9
Hispanic	44.3	31.9
White	38.5	27.4
Other	2.5	3.9

	school	district
Attendance Rate	94.3	94.0
Average Number of Days Absent	9.5	10.0
Absent 10 or more days	39.6	36.8
Chronically Absent (10% or more)	16.6	16.0
Students with more than 9 Unexcused Absences	27.3	25.7
Retention Rate	0.8	1.5

Special Programs (2017-18)

	school	district
First Language Not English	24.8	29.2
English Language Learner	20.3	24.2
Students With Disabilities	17.0	16.6
High Needs	72.0	71.3
Economically Disadvantaged	60.9	55.9

Language Based (K-4)
Deaf and Hard of Hearing (PK-4)
Newcomer (1-4)


Joseph McAvinnue Elementary School

Michael Ducharme, Principal

131 Mammoth Road

Lowell, Massachusetts 01854

978-937-2871



2018 Accountability: Meeting targets, Not requiring assistance or intervention
Accountability Percentile: **14** Progress Toward Target: **82**

2018 MCAS:		English Language Arts					Mathematics					HS Biology			
		A	P	NI	F	SGP	A	P	NI	F	SGP	A	P	NI	F
All Students (school)															
	(state)	51	40	6	3	50.0	51	27	14	8	50.0	28	45	19	8
High Needs (school)															
	(state)	27	53	13	7	46.7	27	30	25	18	47.1	12	41	31	17

Enrollment (October 1, 2018)

	PK	K	1	2	3	4	5	6	7	8	9	10	11	12	SP	Total
School	29	88	95	81	103	91										487
District	556	1,138	1,194	1,169	1,287	1,241	1,198	1,206	1,034	1,110	856	811	816	788	32	14,436

Students (October 1, 2018)

Indicators (2017-18)


	school	district
African American	6.0	7.9
Asian	15.2	28.9
Hispanic	50.3	31.9
White	25.5	27.4
Other	3.0	3.9

	school	district
Attendance Rate	94.7	94.0
Average Number of Days Absent	8.8	10.0
Absent 10 or more days	36.7	36.8
Chronically Absent (10% or more)	12.5	16.0
Students with more than 9 Unexcused Absences	23.2	25.7
Retention Rate	0.8	1.5

Special Programs (2017-18)

	school	district
First Language Not English	36.6	29.2
English Language Learner	33.9	24.2
Students With Disabilities	14.2	16.6
High Needs	79.5	71.3
Economically Disadvantaged	63.0	55.9

CSA (PreK)
CSA (K-2)
CSA (3-4)
Newcomer (1-2)
Newcomer (3-4)



Moody Elementary School

Roberta Keefe, Principal

158 Rogers Street

Lowell, Massachusetts 01852

978-937-7673



2018 Accountability: Partially meeting targets, Not requiring assistance or intervention
Accountability Percentile: **15** Progress Toward Target: **15**

2018 MCAS:		English Language Arts					Mathematics					HS Biology			
		A	P	NI	F	SGP	A	P	NI	F	SGP	A	P	NI	F
All Students (school)															
	(state)	51	40	6	3	50.0	51	27	14	8	50.0	28	45	19	8
High Needs (school)															
	(state)	27	53	13	7	46.7	27	30	25	18	47.1	12	41	31	17

Enrollment (October 1, 2018)

	PK	K	1	2	3	4	5	6	7	8	9	10	11	12	SP	Total
School	27	43	46	40	40	47										243
District	556	1,138	1,194	1,169	1,287	1,241	1,198	1,206	1,034	1,110	856	811	816	788	32	14,436

Students (October 1, 2018)

Indicators (2017-18)

	school	district
African American	4.5	7.9
Asian	18.5	28.9
Hispanic	40.3	31.9
White	32.9	27.4
Other	3.8	3.9

	school	district
Attendance Rate	93.0	94.0
Average Number of Days Absent	10.9	10.0
Absent 10 or more days	48.1	36.8
Chronically Absent (10% or more)	24.6	16.0
Students with more than 9 Unexcused Absences	32.0	25.7
Retention Rate	0.6	1.5

Special Programs (2017-18)

	school	district
First Language Not English	42.8	29.2
English Language Learner	39.1	24.2
Students With Disabilities	9.1	16.6
High Needs	80.2	71.3
Economically Disadvantaged	65.8	55.9

PK-Plus Program

K-Plus Program


Charles W. Morey Elementary School

Kathleen McLaughlin, Principal

130 Pine Street

Lowell, Massachusetts 01851

978-937-7662



2018 Accountability: Meeting targets, Not requiring assistance or intervention
Accountability Percentile: **67** Progress Toward Target: **80**

2018 MCAS:		English Language Arts					Mathematics					HS Biology			
		A	P	NI	F	SGP	A	P	NI	F	SGP	A	P	NI	F
All Students (school)															
	(state)	51	40	6	3	50.0	51	27	14	8	50.0	28	45	19	8
High Needs (school)															
	(state)	27	53	13	7	46.7	27	30	25	18	47.1	12	41	31	17

Enrollment (October 1, 2018)

	PK	K	1	2	3	4	5	6	7	8	9	10	11	12	SP	Total
School	49	89	94	92	98	93										515
District	556	1,138	1,194	1,169	1,287	1,241	1,198	1,206	1,034	1,110	856	811	816	788	32	14,436

Students (October 1, 2018)

Indicators (2017-18)

	school	district
African American	4.9	7.9
Asian	61.6	28.9
Hispanic	9.7	31.9
White	19.2	27.4
Other	4.6	3.9


	school	district
Attendance Rate	95.3	94.0
Average Number of Days Absent	8.0	10.0
Absent 10 or more days	28.3	36.8
Chronically Absent (10% or more)	10.1	16.0
Students with more than 9 Unexcused Absences	19.2	25.7
Retention Rate	1.6	1.5

Special Programs (2017-18)

	school	district
First Language Not English	42.3	29.2
English Language Learner	38.3	24.2
Students With Disabilities	15.5	16.6
High Needs	68.9	71.3
Economically Disadvantaged	45.6	55.9

Lifeskills (Intensive PreK)
Lifeskills (Intensive K-4)

Charlotte M. Murkland Elementary School



Kevin Andriolo, Principal
350 Adams Street
Lowell, Massachusetts 01854
978-937-2826



2018 Accountability: Meeting targets, Not requiring assistance or intervention
Accountability Percentile: 33 Progress Toward Target: 75

2018 MCAS:		English Language Arts					Mathematics					HS Biology			
		A	P	NI	F	SGP	A	P	NI	F	SGP	A	P	NI	F
All Students (school)															
	(state)	51	40	6	3	50.0	51	27	14	8	50.0	28	45	19	8
High Needs (school)															
	(state)	27	53	13	7	46.7	27	30	25	18	47.1	12	41	31	17

Enrollment (October 1, 2018)

	PK	K	1	2	3	4	5	6	7	8	9	10	11	12	SP	Total
School	43	86	93	86	97	96										501
District	556	1,138	1,194	1,169	1,287	1,241	1,198	1,206	1,034	1,110	856	811	816	788	32	14,436

Students (October 1, 2018)

Indicators (2017-18)

	school	district
African American	5.0	7.9
Asian	45.1	28.9
Hispanic	31.7	31.9
White	12.6	27.4
Other	5.6	3.9


	school	district
Attendance Rate	95.0	94.0
Average Number of Days Absent	8.4	10.0
Absent 10 or more days	34.2	36.8
Chronically Absent (10% or more)	11.5	16.0
Students with more than 9 Unexcused Absences	26.5	25.7
Retention Rate	1.7	1.5

Special Programs (2017-18)

	school	district
First Language Not English	46.3	29.2
English Language Learner	39.9	24.2
Students With Disabilities	17.0	16.6
High Needs	86.4	71.3
Economically Disadvantaged	70.5	55.9

Adjustment (K-2)
Adjustment (3-4)
Newcomer (1-2)
Newcomer (3-4)

Pawtucketville Memorial Elementary School



Mathew McLean, Principal
425 West Meadow Road
Lowell, Massachusetts 01854
978-937-7667



2018 Accountability: Partially meeting targets, Not requiring assistance or intervention
Accountability Percentile: **61** Progress Toward Target: **69**

2018 MCAS:		English Language Arts					Mathematics					HS Biology			
		A	P	NI	F	SGP	A	P	NI	F	SGP	A	P	NI	F
All Students (school)															
	(state)	51	40	6	3	50.0	51	27	14	8	50.0	28	45	19	8
High Needs (school)															
	(state)	27	53	13	7	46.7	27	30	25	18	47.1	12	41	31	17

Enrollment (October 1, 2018)

	PK	K	1	2	3	4	5	6	7	8	9	10	11	12	SP	Total
School	31	84	99	94	102	101										511
District	556	1,138	1,194	1,169	1,287	1,241	1,198	1,206	1,034	1,110	856	811	816	788	32	14,436

Students (October 1, 2018)

Indicators (2017-18)


	school	district
African American	8.0	7.9
Asian	22.3	28.9
Hispanic	28.2	31.9
White	35.8	27.4
Other	5.7	3.9

	school	district
Attendance Rate	95.4	94.0
Average Number of Days Absent	7.9	10.0
Absent 10 or more days	32.4	36.8
Chronically Absent (10% or more)	10.2	16.0
Students with more than 9 Unexcused Absences	20.2	25.7
Retention Rate	1.3	1.5

Special Programs (2017-18)

	school	district
First Language Not English	26.0	29.2
English Language Learner	22.5	24.2
Students With Disabilities	17.0	16.6
High Needs	63.2	71.3
Economically Disadvantaged	46.4	55.9

Adjustment (K-2)
Adjustment (3-4)
CSA (PreK)
CSA (K-1)
Newcomer (1-4)



Pyne Arts Magnet School

Wendy Crocker-Roberge, Principal

145 Boylston Street

Lowell, Massachusetts 01852

978-937-7639



2018 Accountability: Partially meeting targets, Not requiring assistance or intervention
Accountability Percentile: **42** Progress Toward Target: **43**

2018 MCAS:		English Language Arts					Mathematics					HS Biology			
		A	P	NI	F	SGP	A	P	NI	F	SGP	A	P	NI	F
All Students (school)															
	(state)	51	40	6	3	50.0	51	27	14	8	50.0	28	45	19	8
High Needs (school)															
	(state)	27	53	13	7	46.7	27	30	25	18	47.1	12	41	31	17

Enrollment (October 1, 2018)

	PK	K	1	2	3	4	5	6	7	8	9	10	11	12	SP	Total
School	28	48	48	48	50	51	50	61	56	50						490
District	556	1,138	1,194	1,169	1,287	1,241	1,198	1,206	1,034	1,110	856	811	816	788	32	14,436

Students (October 1, 2018)

Indicators (2017-18)


	school	district
African American	4.5	7.9
Asian	12.9	28.9
Hispanic	36.3	31.9
White	41.8	27.4
Other	4.5	3.9

	school	district
Attendance Rate	95.5	94.0
Average Number of Days Absent	7.8	10.0
Absent 10 or more days	30.5	36.8
Chronically Absent (10% or more)	7.2	16.0
Students with more than 9 Unexcused Absences	18.6	25.7
Retention Rate	0.2	1.5

Special Programs (2017-18)

	school	district
First Language Not English	20.2	29.2
English Language Learner	18.4	24.2
Students With Disabilities	20.2	16.6
High Needs	66.5	71.3
Economically Disadvantaged	49.2	55.9

CSA (PreK)
CSA (K-1)
CSA (2-4)
CSA (5-8)



Peter W. Reilly Elementary School

Sean Carabatsos, Principal
 115 Douglas Road
 Lowell, Massachusetts 01852
 978-937-7652



2018 Accountability: Partially meeting targets, Not requiring assistance or intervention
 Accountability Percentile: **19** Progress Toward Target: **40**

2018 MCAS:		English Language Arts					Mathematics					HS Biology			
		A	P	NI	F	SGP	A	P	NI	F	SGP	A	P	NI	F
All Students (school)															
	(state)	51	40	6	3	50.0	51	27	14	8	50.0	28	45	19	8
High Needs (school)															
	(state)	27	53	13	7	46.7	27	30	25	18	47.1	12	41	31	17

Enrollment (October 1, 2018)

	PK	K	1	2	3	4	5	6	7	8	9	10	11	12	SP	Total
School		97	100	109	120	116										542
District	556	1,138	1,194	1,169	1,287	1,241	1,198	1,206	1,034	1,110	856	811	816	788	32	14,436

Students (October 1, 2018)

Indicators (2017-18)

	school	district
African American	3.9	7.9
Asian	8.3	28.9
Hispanic	36.9	31.9
White	46.7	27.4
Other	4.2	3.9

	school	district
Attendance Rate	95.3	94.0
Average Number of Days Absent	8.0	10.0
Absent 10 or more days	32.4	36.8
Chronically Absent (10% or more)	8.9	16.0
Students with more than 9 Unexcused Absences	18.4	25.7
Retention Rate	2.4	1.5

Special Programs (2017-18)

	school	district
First Language Not English	26.9	29.2
English Language Learner	25.3	24.2
Students With Disabilities	14.4	16.6
High Needs	63.8	71.3
Economically Disadvantaged	52.2	55.9

Adjustment (K-2)
 Adjustment (3-4)
 Newcomer (1-2)
 Newcomer (3-4)


Henry J. Robinson Middle School

Bridget Dowling, Principal

110 June Street

Lowell, Massachusetts 01850

978-937-8974



2018 Accountability: In need of focused/targeted support, Requiring assistance or intervention
Accountability Percentile: 3 Progress Toward Target: 27

2018 MCAS:		English Language Arts					Mathematics					HS Biology			
		A	P	NI	F	SGP	A	P	NI	F	SGP	A	P	NI	F
All Students (school)															
	(state)	51	40	6	3	50.0	51	27	14	8	50.0	28	45	19	8
High Needs (school)															
	(state)	27	53	13	7	46.7	27	30	25	18	47.1	12	41	31	17

Enrollment (October 1, 2018)

	PK	K	1	2	3	4	5	6	7	8	9	10	11	12	SP	Total
School							179	161	156	170						666
District	556	1,138	1,194	1,169	1,287	1,241	1,198	1,206	1,034	1,110	856	811	816	788	32	14,436

Students (October 1, 2018)

Indicators (2017-18)

	school	district
African American	11.3	7.9
Asian	17.3	28.9
Hispanic	42.6	31.9
White	24.3	27.4
Other	4.5	3.9

	school	district
Attendance Rate	93.0	94.0
Average Number of Days Absent	11.8	10.0
Absent 10 or more days	47.1	36.8
Chronically Absent (10% or more)	24.7	16.0
Students with more than 9 Unexcused Absences	37.8	25.7
Retention Rate	0.6	1.5

Special Programs (2017-18)

	school	district
First Language Not English	29.0	29.2
English Language Learner	26.3	24.2
Students With Disabilities	17.4	16.6
High Needs	80.8	71.3
Economically Disadvantaged	65.9	55.9

Language Based (5-6)
Language Based (7-8)
Deaf and Hard of Hearing (5-8)
Newcomer (5-6)
Newcomer (7-8)


John J. Shaughnessy Elementary School

Gregory Passeri, Principal

1158 Gorham Street

Lowell, Massachusetts 01852

978-937-7657



2018 Accountability: Partially meeting targets, Not requiring assistance or intervention

Accountability Percentile: **40** Progress Toward Target: **40**

2018 MCAS:		English Language Arts					Mathematics					HS Biology			
		A	P	NI	F	SGP	A	P	NI	F	SGP	A	P	NI	F
All Students (school)															
	(state)	51	40	6	3	50.0	51	27	14	8	50.0	28	45	19	8
High Needs (school)															
	(state)	27	53	13	7	46.7	27	30	25	18	47.1	12	41	31	17

Enrollment (October 1, 2018)

	PK	K	1	2	3	4	5	6	7	8	9	10	11	12	SP	Total
School	28	81	86	88	90	89										462
District	556	1,138	1,194	1,169	1,287	1,241	1,198	1,206	1,034	1,110	856	811	816	788	32	14,436

Students (October 1, 2018)

Indicators (2017-18)

	school	district
African American	5.4	7.9
Asian	29.0	28.9
Hispanic	33.3	31.9
White	28.6	27.4
Other	3.7	3.9

	school	district
Attendance Rate	94.8	94.0
Average Number of Days Absent	8.7	10.0
Absent 10 or more days	39.5	36.8
Chronically Absent (10% or more)	12.3	16.0
Students with more than 9 Unexcused Absences	26.6	25.7
Retention Rate	0.5	1.5

Special Programs (2017-18)

	school	district
First Language Not English	32.5	29.2
English Language Learner	26.4	24.2
Students With Disabilities	18.0	16.6
High Needs	76.6	71.3
Economically Disadvantaged	56.7	55.9

CSA (PreK)
CSA (K-2)
CSA (3-4)


STEM Academy at the Rogers School

Jason McCrevan, Principal

43 Highland Street

Lowell, Massachusetts 01852

978-674-2040



2018 Accountability: Partially meeting targets, Not requiring assistance or intervention
Accountability Percentile: **13** Progress Toward Target: **61**

2018 MCAS:		English Language Arts					Mathematics					HS Biology			
		A	P	NI	F	SGP	A	P	NI	F	SGP	A	P	NI	F
All Students (school)															
	(state)	51	40	6	3	50.0	51	27	14	8	50.0	28	45	19	8
High Needs (school)															
	(state)	27	53	13	7	46.7	27	30	25	18	47.1	12	41	31	17

Enrollment (October 1, 2018)

	PK	K	1	2	3	4	5	6	7	8	9	10	11	12	SP	Total
School	54	87	82	97	109	95	108	53								685
District	556	1,138	1,194	1,169	1,287	1,241	1,198	1,206	1,034	1,110	856	811	816	788	32	14,436

Students (October 1, 2018)

Indicators (2017-18)

	school	district
African American	8.8	7.9
Asian	24.4	28.9
Hispanic	39.3	31.9
White	24.1	27.4
Other	3.4	3.9

	school	district
Attendance Rate	94.6	94.0
Average Number of Days Absent	9.0	10.0
Absent 10 or more days	37.4	36.8
Chronically Absent (10% or more)	16.1	16.0
Students with more than 9 Unexcused Absences	30.6	25.7
Retention Rate	0.2	1.5


Special Programs (2017-18)

	school	district
First Language Not English	38.0	29.2
English Language Learner	30.4	24.2
Students With Disabilities	14.5	16.6
High Needs	80.6	71.3
Economically Disadvantaged	65.4	55.9

CSA (PreK) 2
CSA (K)
Newcomer (1-2)
Newcomer (3-4)

Kathryn P. Stoklosa Middle School

James Cardaci, Principal
560 Broadway Street
Lowell, Massachusetts 01854
978-275-6330



2018 Accountability: In need of focused/targeted support, Requiring assistance or intervention
Accountability Percentile: **12** Progress Toward Target: **53**

2018 MCAS:		English Language Arts					Mathematics					HS Biology			
		A	P	NI	F	SGP	A	P	NI	F	SGP	A	P	NI	F
All Students (school)															
	(state)	51	40	6	3	50.0	51	27	14	8	50.0	28	45	19	8
High Needs (school)															
	(state)	27	53	13	7	46.7	27	30	25	18	47.1	12	41	31	17

Enrollment (October 1, 2018)

	PK	K	1	2	3	4	5	6	7	8	9	10	11	12	SP	Total
School							160	175	168	181						684
District	556	1,138	1,194	1,169	1,287	1,241	1,198	1,206	1,034	1,110	856	811	816	788	32	14,436

Students (October 1, 2018)

Indicators (2017-18)

	school	district
African American	6.4	7.9
Asian	49.6	28.9
Hispanic	29.7	31.9
White	11.1	27.4
Other	3.2	3.9

	school	district
Attendance Rate	95.7	94.0
Average Number of Days Absent	7.5	10.0
Absent 10 or more days	27.6	36.8
Chronically Absent (10% or more)	10.9	16.0
Students with more than 9 Unexcused Absences	10.9	25.7
Retention Rate	0.0	1.5

Special Programs (2017-18)

	school	district
First Language Not English		29.2
English Language Learner		24.2
Students With Disabilities		16.6
High Needs		71.3
Economically Disadvantaged		55.9

Adjustment (5-6)
Adjustment (7-8)
Newcomer (5-6)
Newcomer (7-8)


James Sullivan Middle School

Edward Foster, Principal

150 Draper Street

Lowell, Massachusetts 01852

978-937-8993



2018 Accountability: In need of focused/targeted support, Requiring assistance or intervention
Accountability Percentile: **6** Progress Toward Target: **28**

2018 MCAS:		English Language Arts					Mathematics					HS Biology			
		A	P	NI	F	SGP	A	P	NI	F	SGP	A	P	NI	F
All Students (school)															
	(state)	51	40	6	3	50.0	51	27	14	8	50.0	28	45	19	8
High Needs (school)															
	(state)	27	53	13	7	46.7	27	30	25	18	47.1	12	41	31	17

Enrollment (October 1, 2018)

	PK	K	1	2	3	4	5	6	7	8	9	10	11	12	SP	Total
School							160	170	144	169						643
District	556	1,138	1,194	1,169	1,287	1,241	1,198	1,206	1,034	1,110	856	811	816	788	32	14,436

Students (October 1, 2018)

Indicators (2017-18)

	school	district
African American	9.0	7.9
Asian	14.0	28.9
Hispanic	39.0	31.9
White	33.9	27.4
Other	4.1	3.9

	school	district
Attendance Rate	93.7	94.0
Average Number of Days Absent	10.7	10.0
Absent 10 or more days	38.6	36.8
Chronically Absent (10% or more)	18.9	16.0
Students with more than 9 Unexcused Absences	27.5	25.7
Retention Rate	1.2	1.5

Special Programs (2017-18)

	school	district
First Language Not English	35.8	29.2
English Language Learner	32.3	24.2
Students With Disabilities	17.3	16.6
High Needs	74.8	71.3
Economically Disadvantaged	60.3	55.9

Adjustment (5-6)
Adjustment (7-8)
CSA (6)
CSA (7-8)
Newcomer (5-6)
Newcomer (7-8)

Dr. An Wang Middle School

Matthew Stahl, Principal

365 West Meadow Road

Lowell, Massachusetts 01854

978-937-7683



2018 Accountability: Meeting targets, Not requiring assistance or intervention
Accountability Percentile: **38** Progress Toward Target: **76**

2018 MCAS:		English Language Arts					Mathematics					HS Biology			
		A	P	NI	F	SGP	A	P	NI	F	SGP	A	P	NI	F
All Students (school)															
	(state)	51	40	6	3	50.0	51	27	14	8	50.0	28	45	19	8
High Needs (school)															
	(state)	27	53	13	7	46.7	27	30	25	18	47.1	12	41	31	17

Enrollment (October 1, 2018)

	PK	K	1	2	3	4	5	6	7	8	9	10	11	12	SP	Total
School							172	197	150	173						692
District	556	1,138	1,194	1,169	1,287	1,241	1,198	1,206	1,034	1,110	856	811	816	788	32	14,436

Students (October 1, 2018)

Indicators (2017-18)

	school	district
African American	8.1	7.9
Asian	17.9	28.9
Hispanic	39.6	31.9
White	31.1	27.4
Other	3.3	3.9

	school	district
Attendance Rate	95.5	94.0
Average Number of Days Absent	7.8	10.0
Absent 10 or more days	31.8	36.8
Chronically Absent (10% or more)	10.3	16.0
Students with more than 9 Unexcused Absences	20.0	25.7
Retention Rate	0.0	1.5

Special Programs (2017-18)

	school	district
First Language Not English	31.4	29.2
English Language Learner	27.6	24.2
Students With Disabilities	13.4	16.6
High Needs	67.2	71.3
Economically Disadvantaged	50.9	55.9

Adjustment (5-6)
Adjustment (7-8)
Newcomer (5-6)
Newcomer (7-8)


Washington Elementary School

Cheryl Cunningham, Principal

795 Wilder Street

Lowell, Massachusetts 01851

978-937-7635



2018 Accountability: Partially meeting targets, Not requiring assistance or intervention
Accountability Percentile: **60** Progress Toward Target: **49**

2018 MCAS:		English Language Arts					Mathematics					HS Biology			
		A	P	NI	F	SGP	A	P	NI	F	SGP	A	P	NI	F
All Students (school)															
	(state)	51	40	6	3	50.0	51	27	14	8	50.0	28	45	19	8
High Needs (school)															
	(state)	27	53	13	7	46.7	27	30	25	18	47.1	12	41	31	17

Enrollment (October 1, 2018)

	PK	K	1	2	3	4	5	6	7	8	9	10	11	12	SP	Total
School	33	42	40	40	42	51										248
District	556	1,138	1,194	1,169	1,287	1,241	1,198	1,206	1,034	1,110	856	811	816	788	32	14,436

Students (October 1, 2018)

Indicators (2017-18)

	school	district
African American	4.8	7.9
Asian	45.2	28.9
Hispanic	22.6	31.9
White	19.4	27.4
Other	8.0	3.9

	school	district
Attendance Rate	95.0	94.0
Average Number of Days Absent	8.0	10.0
Absent 10 or more days	30.7	36.8
Chronically Absent (10% or more)	13.2	16.0
Students with more than 9 Unexcused Absences	16.7	25.7
Retention Rate	0.0	1.5

Special Programs (2017-18)

	school	district
First Language Not English	34.3	29.2
English Language Learner	26.2	24.2
Students With Disabilities	18.5	16.6
High Needs	69.8	71.3
Economically Disadvantaged	50.4	55.9

CSA (PreK)
CSA (K-2)
CSA (3-4)