

Lowell Public Schools Superintendent's Recommended FY2017 Budget

Table of Contents

<u>Tab</u>	<u>Description</u>	<u>Pages</u>
Budget Narrative	Budget Narrative & Overview	1-10
Budget Narrative	FY2017 Business Office Organizational Chart	11
Budget Narrative	Strategic Mission and Vision	12-13
Districtwide Budget	Budget Cover Memo	14
Districtwide Budget	Local Budget Summary	15
Districtwide Budget	Local Budget by Function	16-40
Staff Salary Book	Local Budget - Staff Salary	41-142
School Profile	School Profile	143-167
Grants Summary	Grants Summary	168-174
Appendix A	MA DOR Cherry Sheet	175-177
	MA DESE FY2017 Preliminary Chapter 70 Summary	178
	MA DESE FY2015 Preliminary Chapter 70 Foundation Budget	179
Appendix B	LPS Revolving and Special Funds	180-188
Appendix C	K-12 Enrollment Report	189-190
	Grants - Staff Salary	191-195

Lowell Public Schools

General Fund Operating Budget Overview

The Lowell Public Schools general fund budget, or “local budget” as it is more commonly referred to, provides baseline funding for our pre-school through grade 12 education programs throughout the district. The general fund budget also provides minimal funding for the Lowell Adult Education Program. While there are certain mandates and minimum spending requirements directing how the funds may be used, for the most part the general fund operating budget is unrestricted and is used to support the goals and initiatives valued by the district.

The Commonwealth's school finance statute, Chapter 70 of the General Laws, establishes an annual "net school spending" requirement for each Massachusetts school district. Net school spending includes the school department's general fund expenditures as well as municipal indirect spending for schools, however, excludes capital expenditures, student transportation, grants and revolving funds. Required net school spending is the annual minimum funding amount that must be spent on schools, including any carryover from previous years.

To determine net school spending for the upcoming school year, the Commonwealth utilizes school department enrollment data as of October 1st of the current school year (i.e. the October 1, 2015 student headcount is the basis for determining the 2016/17 foundation budget and net school spending requirement). The enrollment data is termed “foundation enrollment” and is utilized to calculate the district's “foundation budget.” The foundation budget is the state's estimate of the minimum amount needed to provide an adequate education program in the school district.

The Commonwealth uses a complex formula to calculate an adequate funding level, which is based on many factors including each district's grade level configuration, programs and demographics. Taking into consideration a community's wealth, the formula calculates each community's "required local contribution" toward pre-school through grade 12 education. On January 29, 2016, the Massachusetts Department of Elementary and Secondary Education posted FY2017 Preliminary Chapter 70 district information. The Commissioner will issue the final official school spending requirements as soon as the Governor and Legislature approve either the FY2017 state budget or an earlier local aid resolution. Lowell's FY2017 foundation budget totals \$183,238,362. The Commonwealth funds a portion of the foundation budget as "Chapter 70 Aid," the preliminary estimate for FY2017 is \$ 138,588,381 including \$3,077,116 increase above the FY2016 level. The community (Lowell) is expected to fund the remaining amount as its local contribution to meet required net school spending.

Chapter 70 Aid + Required Local Contribution = Required Net School Spending

Below is Lowell's preliminary net school spending requirement for FY2017. Final numbers are determined upon approval of the state budget.

	FY2014	FY2015	FY2016	FY2017
Foundation Enrollment	14,588	15,093	15,300	15,616
Foundation Budget	\$168,760,617	\$176,078,572	\$177,537,954	\$183,238,362
Required Local Contribution*	\$42,690,446	\$44,679,500	\$43,089,941	44,649,981
Chapter 70 Aid (State)	\$129,901,292	\$135,128,765	\$135,511,265	138,588,381
Required Net School Spending	\$172,591,738	\$179,808,265	\$178,601,206	183,238,362
Actual Net School Spending	\$168,862,045	\$180,963,222	\$184,295,664	TBD
Dollars Over/Under Requirement	-\$3,729,693	\$1,154,957	\$5,694,458	TBD

The excess of net school spending by the City in FY 2016 is reduced by a budget variance of \$1,140,273 funded by a surplus in FY2015. This lowers the City's contribution for FY 2016 excess to \$4,554,185.

The required local contribution is paid in two parts: 1) cash and 2) in-kind costs paid by the City on behalf of the Lowell Public Schools. Lowell Public School pays the transportation costs which are not part of the Net School Requirement. These costs are the separate responsibility of the City. Therefore these costs were reduce the cash contribution from the City (see the chart below).

	<u>FY 2015</u>	<u>FY 2016</u>	<u>FY 2017</u>
Contributed Cash	17,355,851	18,856,851	19,856,851
Less: Transportation costs paid by the schools.	(7,018,457)	(7,299,455)	(7,819,660)
Net Cash	10,337,394	11,557,396	12,037,191
Indirect City Contributions	35,497,063	37,227,003	TBD*
Net City Contributions	45,834,457	48,784,399	TBD*
Net School Spending	44,679,500	43,089,941	44,649,981

*As of the date of this publication of this first draft of the budget, the city had not yet completed the estimated amount of 2017 in-kind contributions (indirect costs).

Revenue to Support the General Fund Operating Budget

Below is a graph and chart depicting the revenue trends for both Chapter 70 Aid (Red bars) and the City of Lowell required local contribution (Blue bars) for the FY2012 through FY2017 budget years.

	<u>FY2013</u>	<u>FY2014</u>	<u>FY2015</u>	<u>FY2016</u>	<u>FY2017</u>
Required Local Contribution	\$37,231,239	\$42,690,446	\$44,679,500	\$43,089,941	\$44,649,981
Chapter 70 Aid	126,478,353	129,901,292	135,128,765	135,511,265	138,588,381
Net School Spending	\$163,709,592	172,591,738	180,716,073	178,601,206	183,238,362
Foundation Budget	\$163,641,193	\$168,760,617	\$176,078,572	\$177,537,954	\$183,238,362

The figures above include both the “cash” contributions from the Commonwealth of Massachusetts in the form of Chapter 70 Aid, as well as “cash” and “service” contributions from the City of Lowell to support the overall operating budget of the Lowell Public Schools.

FY2017 Local Operating Budget Overview

In preparing the FY2017 general fund operating budget for the Lowell Public Schools, the following actions/assumptions have been incorporated:

- The Superintendent's Recommended FY2017 budget works from the FY2016 budget as a base, maintaining programs and services offered during the 2015/16 school year in the 2016/17 school year.
- The budget reflects all known salary increases previously bargained and all known non-salary contractual increases:
 - Employee salaries have been increased in accordance with the applicable employment agreements and collective bargaining agreements through June 30, 2016.
 - The clerical union employees' increases have been included in the school committee suspense account. This amount of money will be set aside for raises once the contract has been negotiated between the parties.

Budget Increases For FY2017

1. \$320,000 has been included in the FY2017 budget to open and staff (1) 4th grade and (2) 5th grade classrooms at the Rogers STEM Academy. (3) 4th grade teachers will be transferred from other elementary schools that have seen there 4th grade enrollment decrease. (1) Paraprofessional will be added at the Rogers STEM Academy.
2. \$160,000 has been included in the FY2017 budget to open and staff (2) new classrooms at the Wang Middle School to lower class sizes at the 5th grade level.
3. \$29,000 for (10) Athletic Coaches have been included in the FY2017 budget to provide additional extracurricular opportunities for students at the high school.
4. \$35,000 has been included in the FY2017 budget to provide more tutorial supports for English Language Learners (ELL) program.
5. \$55,000 has been included for (1) Occupational Therapist based on the needs of the special education students.
6. \$425,000 has been included for (5) Board Certified Behavior Analysts to provide oversight and support for students in structured behavioral programs.
7. Business Office Reorganization at no additional costs has been included (see page 11 organizational chart) to strengthen internal controls, improve data integrity and facilitate financial data reliability and transparency.
8. (1) Evaluation Team Chair (ETC) position has been added to reduce the special education case load per employee. The cost will be paid from a Special Education Grant that was previously funding the Assistant Director of Special Education.

9. The person in that position is retiring and will not be replaced. Therefore, the new ETC position will be paid by the grant.
10. \$40,000 is added to the budget for (.5) FTE for a Technology Instructional Support Specialist to assist students and teachers with using technology in the classroom. (.5) FTE will be paid by a grant to provide data analysis for the Business Office.
11. \$50,000 is added to the budget for professional development for teachers to improve their instructional skills in the classroom.

Budget Decreases For 2017

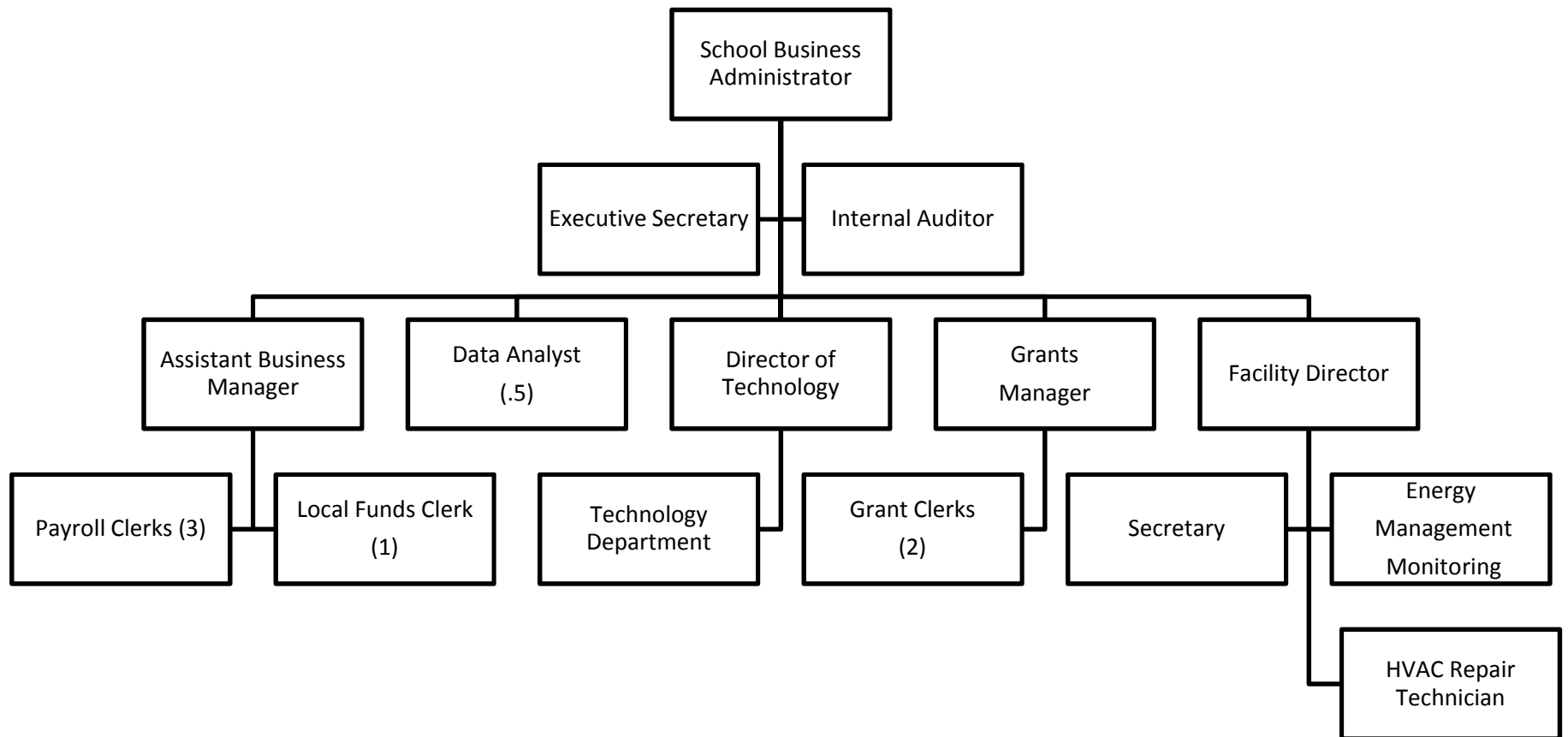
1. \$100,000 reduction in parking costs – City waives the fees charged to the Schools Department.
2. \$180,000 reduction in (4) clerical positions due to retirements.
3. \$60,000 reduction in School Website Content Manager stipends, these duties will be handled by the District Webmaster.
4. \$200,000 reduction in positions for (1) Math and (1) ELA Coordinator as the Department realigns the remaining positions into a K-12 responsibility.
5. \$96,000 reduction in (1) Freshman Support Specialist to the Director Freshman Academy.
6. \$93,000 reduction in (1) Specialist for ELL Research and Testing position.
7. \$86,000 reduction in (1) Social Worker position at the High School. This is due a recent retirement.
8. \$95,000 reduction in telephone expenses by the district embarking upon upgrading its phone system. The savings from moving from a Centrex phone system to a Voice Over the Internet Protocol (VOIP) will create this savings. There will be an equipment upgrade costs that will be funded through a revolving account.
9. \$80,000 reduction in (2) Custodians from the high school night shift through attrition.
10. \$75,000 reduction for (1) Native Language Support Teacher that has retired and will not be replaced.

11. \$228,769 reduction in the Bridge Alternative Middle School servicing 6th through 8th grade students. This program will be operated by the Lowell Public Schools instead of the Middlesex Community College.
12. \$110,000 reduction in the budget for (2) teaching positions (math and science) at the High School due to retirements.
13. \$75,000 increase in revenue arising from additional Non-Resident Student Tuition. The Superintendent will recommend School Choice at the High School. It is estimated that (15) students who reside outside the City will elect to enroll at Lowell High School.
14. \$49,000 reduction in the TV Associate Producer budget will be made by transferring the costs from the Local Budget to the Comcast Revolving Account.
15. \$100,000 reduction (4) Paraprofessionals due to the enrollment bubble at 4th grade moving to the 5th grade in 2016-17. The enrollment bubble at the 5th grade is being addressed by adding (4) new classrooms with (4) new teachers mentioned above.
16. \$75,000 reducing in Instructional Computer Hardware. The plan is to seek out private grants to supplement the instructional technology budget.

The Lowell Public Schools will be submitting applications for federal, state and private grants for the 2016/17 school year. It is anticipated that the level of funding for the 2016/17 school year will remain the same as of the 2015/16 school year. Although the district will not know the approved funding level during these FY2017 budget deliberations, these grant funded programs are under review to maintain as many of these services as possible districtwide. As more funding details become available from

our state agencies, Senators and Representatives, the district will bring forward recommended programmatic changes in order to maximize the services to students given the change in grant funded resources.

The Superintendent's Recommended FY2017 budget sustains the existing district programs and services provided in FY2016 and continues the expansion of the Rogers STEM Academy for students in grades Pre-K through 4 and (2) strands of 5th grade. A general fund operating budget of \$ 158.4 million to be reduced by the transportation costs of \$7,819,660 is required to accomplish these initiatives. The transportation costs are paid by the Lowell Public Schools, however it is the responsibility of the City. This represents an increase of \$4.1 million, or 2.66%, in FY2017 over that of the FY2016 funding levels.



Lowell Public Schools

Strategic Mission and Vision

Inspiring and Empowering Education

Lowell Public Schools will provide an inspiring and empowering education by creating five pillars to support and drive its vision.

Pillar 1: Excellent Teaching and Learning, Everywhere

- Budget includes an increase in 6 Full Time Equivalent (FTE) English Language Learner (ELL) teachers to support student language acquisition.
- Budget includes \$35,000 allocation for ELL tutors as additional supports.
- Budget includes an increase of \$40,000 for .5 (FTE) Instructional Technology Support Specialists to work with teachers and students.
- Budget includes an expansion of the Rogers Stem Academy from a K-3 program to a K-5 school (4 strands grade 4 and 2 strands grade 5). This requires an increase of 3 FTE teachers. At the same time this expansion will decrease class size at the grade 5 level.
- Budget includes an increase of 2 FTE teachers for grade 5 at the Wang Middle School to decrease class size.
- Budget includes an increase of \$50,000 for professional development for our teaching staff.

Pillar 2: Students Learn Through Respectful and Joyful School Experiences

- Budget includes an increase in 5 Behavioral Specialists to provide oversight and support for students in structured behavioral programs.
- Budget includes 10 additional athletic coaches to provide more opportunities for students to participate in extracurricular activities.
- Budget includes 1 additional Occupational Therapist to provide supports for students adapting to daily activities.
- Budget includes 1 additional Evaluation Team Chair to assist in placing students in the least restrictive environment for their educational experience.

Pillar 3: Students Learn From a Highly Qualified, Skilled, and Diverse Workforce

- Our goal is to hire highly qualified staff, holding expertise in the area in which they teach, and reflecting the diversity of our student body.
- Budget includes an additional \$30,000 for the recruitment of minorities in teaching and leadership positions.

Pillar 4: Every Educator Engages Parents, the Community and Partners

- We are planning to restructure our phone system to a VOIP system, reducing phone line costs district wide. This will also ensure that every educator has his or her own separate phone number.
- The Director of Human Resources position has been changed to include the responsibility of public relations (PR). The PR duties will assist in engaging parents and the community in participating in school wide programs and being informed about the District.

Pillar 5: All Schools are Safe and have Adequate Resources and Equitable Facilities

- We will reconfigure space at the Rogers STEM Academy, creating six new classrooms. The spaces will allow 4 new strands at the 4th grade level and 2 strands at the 5th grade level.
- We will reconfigure space at the An Wang Middle School, creating two new classrooms at the school, a plan designed to address the increased enrollment.
- We will reconfigure the grade levels at the Laura Lee and Leblanc Therapeutic Schools to accommodate more students. This will allow the district to reduce the potential number of Out of District Placements requiring therapeutic settings.
- The Lowell Public Schools' planning for 2017-18 are the following:
 - a. Day school for the CSA students.
 - b. Pre-Kindergarten building
 - c. Expansion of the Stem Academy grades 6-8

May 11, 2016

Honorable Members of the Lowell School Committee:


Each of the Superintendent's recommended budget adjustments have been incorporated in the "districtwide budget" pages that follow: Historically, the Committee has reviewed and approved each of the line items incorporated in the districtwide budget pages, approved the bottom line budget of each page/section. To assist in your review of the budget document, we have added a separate column that shows the increase or decrease in Full Time Equivalents (FTE) from 2015-16 to 2016-17. Additionally, we have included a column for the Actual Year-To-Date for 2015-16. These amounts are from July 1, 2015 through May 2, 2016.

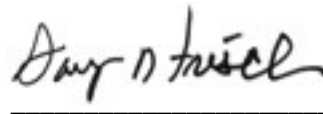
We want to thank the Principals and their staff and Central Office Administration in their participation in this year's budget process.

Sincerely,

Salah Khelfaoui, Ph.D.

Gary Frisch, CPA





Lowell Public Schools
Superintendent's Recommended FY2017 Budget

May 11, 2016

	FY15 FTE	2014-15 Actual	FY16 FTE	2015-16 Budget	FY17 FTE	2016-17 Actual	FTE Change
Personnel:	1,764	\$126,850,446.66	1781	\$130,164,042.31	1809	\$135,787,365	28
Non-Personnel:	-	\$22,853,796.21	0	\$25,252,363.33	0	\$22,657,867	-
Total:	1,764	\$149,704,242.87	1781	\$155,416,405.64	1809	\$158,445,232	28

Lowell Public School (LPS) Department Revenue Sources to Support the FY2017 Local Budget Appropriation:

Chapter 70 State Aid:	\$135,128,765.00	\$135,511,265.00	\$138,588,381
City of Lowell Cash Contribution Operations:	\$10,337,394.00	\$11,557,396.00	\$12,037,191
City of Lowell Cash Contribution Transportation*	<u>\$7,018,457.00</u>	<u>\$7,299,455.00</u>	<u>\$7,819,660</u>
Total Cash Contribution	\$17,355,851.00	\$18,856,851.00	\$19,856,851
Revenue-LPS FY2017 Local Budget:		\$154,368,116.00	\$158,445,232
Budget Variance:		\$1,048,289.64	\$0

Cash Contribution from the City of Lowell FY2016	\$18,856,851.00
Cash Increase for Operations	\$479,795.00
Cash Increase for Transportation	\$520,205.00
Cash Contribution from the City of Lowell 2016-17	\$19,856,851.00

*Transportation costs are not part of the Net School Spending Requirement

Approved: _____ SC

Lowell Public Schools
Superintendent's Recommended FY2017 Budget
May 11, 2016

1100: School Committee

2014-15 Actual	FY16 FTE	2015-16 Budget	2015-16 YTD	FY17 FTE	2016-17 Budget	FTE Change
---------------------------	---------------------	---------------------------	------------------------	---------------------	---------------------------	-----------------------

Personnel

School Committee Member Stipends	\$ 36,137	6	\$ 36,000	\$ 29,030	6	\$ 36,000	0
School Committee Secretary	\$ 10,708	0.5	\$ 10,500	\$ 7,163	0.5	\$ 10,500	0

<i>Total Personnel:</i>	\$ 46,845	6.5	\$ 46,500	\$ 36,193	6.5	\$ 46,500	0
-------------------------	-----------	-----	-----------	-----------	-----	-----------	---

Non-Personnel

Expenses	\$ 3,999		\$ 6,000	\$ 2,245		\$ 6,624	
Memberships	\$ 6,790		\$ 6,000	\$ 100		\$ 3,000	
Subscriptions	\$ -		\$ 4,000	\$ -		\$ 4,000	
Supplies	\$ 1,949		\$ 3,000	\$ 259		\$ 3,000	

<i>Total Non-Personnel:</i>	\$ 12,738		\$ 19,000	\$ 2,604		\$ 16,624	
-----------------------------	-----------	--	-----------	----------	--	-----------	--

TOTAL:	\$ 59,583	6.5	\$ 65,500	\$ 38,797	6.5	\$ 63,124	0
---------------	------------------	------------	------------------	------------------	------------	------------------	----------

Approved: _____ SC _____

Lowell Public Schools
Superintendent's Recommended FY2017 Budget
May 11, 2016

1200: Superintendent

2014-15 Actual	FY16 FTE	2015-16 Budget	2015-16 YTD	FY17 FTE	2016-17 Budget	FTE Change
---------------------------	---------------------	---------------------------	------------------------	---------------------	---------------------------	-----------------------

Personnel

Superintendent of Schools	\$ 180,203	1	\$ 179,512	\$ 151,558	1	\$ 185,000	0
Asst. Supt. of Curriculum & Instruction	\$ 134,693	1	\$ 135,519	\$ 114,289	1	\$ 139,584	0
Asst. Supt. of Student Support Services	\$ 122,016	1	\$ 127,690	\$ 106,627	1	\$ 130,244	0
School Business Administrator	\$ 135,776	1	\$ 142,089	\$ 121,540	1	\$ 145,000	0
Deputy Superintendent Differential	\$ 5,000	0	\$ 5,000	\$ 417	0	\$ 5,000	0
Assistant Superintendent Merit Increases	\$ 5,136	0	\$ 9,461	\$ -	0	\$ -	0

<i>Total Personnel:</i>	\$ 582,825	4	\$ 599,271	\$ 494,431	4	\$ 604,828	0
-------------------------	------------	---	------------	------------	---	------------	---

Non-Personnel

Advertising	\$ 14,433		\$ 37,440	\$ 21,338		\$ 20,000	
Contracted Services	\$ 31,417		\$ 25,000	\$ 22,453		\$ 35,000	
Expenses	\$ 7,740		\$ 7,500	\$ 4,303		\$ 5,000	
Memberships	\$ 10,060		\$ 10,060	\$ 9,605		\$ 10,500	
In-State Travel (district-wide)	\$ 30,758		\$ 30,000	\$ 28,134		\$ 31,000	
Supplies	\$ 24,666		\$ 15,000	\$ 6,820		\$ 12,500	

<i>Total Non-Personnel:</i>	\$ 119,074		\$ 125,000	\$ 92,653		\$ 114,000	
-----------------------------	------------	--	------------	-----------	--	------------	--

TOTAL:	\$ 701,899	4	\$ 724,271	\$ 587,084	4	\$ 718,828	0
---------------	-------------------	----------	-------------------	-------------------	----------	-------------------	----------

Approved: _____ SC _____

Lowell Public Schools
Superintendent's Recommended FY2017 Budget
May 11, 2016

1400: Finance and Administrative Services

2014-15 Actual	FY16 FTE	2015-16 Budget	2015-16 YTD	FY17 FTE	2016-17 Budget	FTE Change
---------------------------	---------------------	---------------------------	------------------------	---------------------	---------------------------	-----------------------

Personnel

Director of HR	\$ 92,337	1	\$ 91,983	\$ 75,355	1	\$ 95,476	0
Assistant Business Manager	\$ -	0	\$ -	\$ -	1	\$ 90,000	1
Mail Courier	\$ 21,609	0.5	\$ 22,464	\$ 25,020	0.5	\$ 23,318	0
Clerical Staff - Central Administration	\$ 938,023	20	\$ 931,503	\$ 751,586	17	\$ 793,811	-3
Clerical Staff - Special Education	\$ 372,087	9	\$ 374,239	\$ 299,133	8	\$ 334,418	-1
Food Service offset Admin Expense						\$ (243,438)	
Clerical Substitutes & Overtime	\$ 17,260	0	\$ 30,000	\$ 14,914	0	\$ 15,000	0
Substitute Teacher Calling	\$ 15,000	0	\$ 15,000	\$ 12,143	0	\$ 15,000	0
Counsel for Collective Bargaining	\$ 50,192	0.5	\$ 50,000	\$ 40,962	0.5	\$ 50,000	0
Staff Counsel for Student Services	\$ 101,197	1	\$ 96,834	\$ 82,586	1	\$ 104,638	0
Computer Network Manager - K-12	\$ 77,349	1	\$ 75,000	\$ 61,442	1	\$ 77,848	0
Computer Network Manager - LHS	\$ 65,250	1	\$ 65,000	\$ 45,250	1	\$ 67,469	0
Student Database Administrator - K-12	\$ 78,174	1	\$ 75,000	\$ 61,442	1	\$ 77,848	0
Scheduler - LHS	\$ 76,041	1	\$ 75,749	\$ 62,056	1	\$ 78,626	0
Computer Repair Technician - K-8	\$ 63,824	1	\$ 59,901	\$ 36,228	0	\$ -	-1
Computer Repair Technician - LHS	\$ 31,488	1.5	\$ 85,955	\$ 65,453	1.5	\$ 89,219	0
Media Technology Support Liaisons - K-12	\$ 117,728	2	\$ 119,517	\$ 88,679	3	\$ 175,937	1
Director of Information, Comm. & Tech	\$ 100,193	1	\$ 99,809	\$ 81,767	1	\$ 103,599	0
District Webmaster	\$ 58,257	1	\$ 57,784	\$ 47,339	1	\$ 59,979	0
Food Service offset Technology Services						\$ (151,261)	
School Website Content Manager Stipends	\$ 65,000	0	\$ 62,500	\$ 33,750	0	\$ 2,500	0
Helpdesk Coordinator	\$ 48,414	1	\$ 47,278	\$ 32,606	1	\$ 46,704	0
Part-Time Computer Repair Technicians	\$ 87,825	5.5	\$ 124,740	\$ 70,200	5.5	\$ 124,740	0

<i>Total Personnel:</i>	\$ 2,384,911	\$ 49	\$ 2,468,273	\$ 1,912,556	46	\$ 2,031,431	-3
-------------------------	--------------	-------	--------------	--------------	----	--------------	----

Approved: _____ SC _____

Lowell Public Schools
Superintendent's Recommended FY2017 Budget
May 11, 2016

1400: Finance and Administrative Services

2014-15 Actual	FY16 FTE	2015-16 Budget	2015-16 YTD	FY17 FTE	2016-17 Budget	FTE Change
---------------------------	---------------------	---------------------------	------------------------	---------------------	---------------------------	-----------------------

Non-Personnel

Photocopier Maintenance/Service	\$ 205,342		\$ 185,000	\$ 50,701		\$ 185,000	
Photocopier Purchase/Lease	\$ 94,974		\$ 95,000	\$ 8,249		\$ 95,000	
Postage	\$ 47,381		\$ 50,000	\$ -		\$ 50,000	
Printing & Binding	\$ 54,867		\$ 50,000	\$ 35,673		\$ 50,000	
Contracted Services - Financial Audit	\$ 33,000		\$ 45,000	\$ 27,377		\$ 45,000	
Contracted Services - Legal	\$ 8,550		\$ 10,000	\$ 12,876		\$ 10,000	
Computer Contracted Services - Admin.	\$ 151,635		\$ 150,000	\$ 138,544		\$ 150,000	
Computer Hardware - Admin.	\$ 820,953		\$ 50,000	\$ 50,886		\$ 50,000	
Computer Software - Admin.	\$ 224,604		\$ 204,400	\$ 231,584		\$ 204,400	
Data Processing Forms/Supplies	\$ 16,117		\$ 15,000	\$ 19,255		\$ 15,000	
Internet Service Provider	\$ 28,862		\$ 125,000	\$ 82,040		\$ 125,000	
Recruitment Expenses						\$ 30,000	
Program & Analytical Services	\$ 75,948		\$ 75,000	\$ 54,750		\$ 75,000	

<i>Total Non-Personnel:</i>	\$ 1,762,233		\$ 1,054,400	\$ 711,935		\$ 1,084,400	
-----------------------------	--------------	--	--------------	------------	--	--------------	--

TOTAL:	\$ 4,147,144	49	\$ 3,522,673	\$ 2,624,491	46	\$ 3,115,831	-3
---------------	---------------------	-----------	---------------------	---------------------	-----------	---------------------	-----------

Approved: _____ SC _____

Lowell Public Schools
Superintendent's Recommended FY2017 Budget
May 11, 2016

2100: Department Heads / Supervisors

2014-15 Actual	FY16 FTE	2015-16 Budget	2015-16 YTD	FY17 FTE	2016-17 Budget	FTE Change
---------------------------	---------------------	---------------------------	------------------------	---------------------	---------------------------	-----------------------

Personnel

Academic Chair - English - LHS	\$ 105,296	1	\$ 105,296	\$ 73,122	1	\$ 109,294	0
Academic Chair - Fine Arts - LHS	\$ 109,187	1	\$ 109,187	\$ 75,824	1	\$ 114,441	0
Academic Chair - Mathematics - LHS	\$ 96,851	1	\$ 96,851	\$ 67,257	1	\$ 102,766	0
Academic Chair - Physical Education - LHS	\$ 52,192	0.5	\$ 52,597	\$ 52,597	0.5	\$ 56,315	0
Academic Chair - Science - LHS	\$ 104,225	1	\$ 104,225	\$ 73,122	1	\$ 109,294	0
Academic Chair - Social Studies - LHS	\$ 101,405	1	\$ 101,405	\$ 70,420	1	\$ 105,256	0
Academic Chair - Special Education - LHS	\$ 106,365	1	\$ 106,365	\$ 74,605	1	\$ 111,512	0
Academic Chair -World Language - LHS	\$ 102,475	1	\$ 102,475	\$ 71,162	1	\$ 107,478	0
Director of Special Education	\$ 119,443	1	\$ 118,985	\$ 97,730	1	\$ 123,504	0
Coordinator of Mathematics	\$ 198,616	2	\$ 197,855	\$ 164,268	1	\$ 103,922	-1
Coordinator of English Language Arts	\$ 161,250	2	\$ 199,154	\$ 152,289	1	\$ 99,209	-1
Coordinator of Science & Social Studies	\$ 101,580	1	\$ 101,190	\$ 83,993	1	\$ 106,144	0
Coordinator Research, Testing & Assessment	\$ 103,323	1	\$ 102,927	\$ 84,540	1	\$ 107,947	0
Director of Curriculum, Instruction & Assessment	\$ 106,889	1	\$ 106,479	\$ 87,458	1	\$ 110,523	0
Coordinator of Student Support Services - LHS	\$ 112,091	1	\$ 111,661	\$ 91,714	1	\$ 115,903	0
Discipline & Operations Specialist - LHS	\$ 95,695	1	\$ 95,695	\$ 78,537	1	\$ 99,329	0

<i>Total Personnel:</i>	\$ 1,776,883	17.5	\$ 1,812,347	\$ 1,398,638	15.5	\$ 1,682,837	-2
-------------------------	--------------	------	--------------	--------------	------	--------------	----

TOTAL:	\$ 1,776,883	17.5	\$ 1,812,347	\$ 1,398,638	15.5	\$ 1,682,837	-2
---------------	---------------------	-------------	---------------------	---------------------	-------------	---------------------	-----------

Approved: _____ SC _____

Lowell Public Schools
Superintendent's Recommended FY2017 Budget
May 11, 2016

2100: Principals

2014-15 Actual	FY16 FTE	2015-16 Budget	2015-16 YTD	FY17 FTE	2016-17 Budget	FTE Change
---------------------------	---------------------	---------------------------	------------------------	---------------------	---------------------------	-----------------------

Personnel

Headmaster - LHS	\$ 133,768	1	\$ 134,583	\$ 110,254	1	\$ 135,929	0
Housemasters - LHS	\$ 416,402	4	\$ 416,402	\$ 289,166	4	\$ 435,551	0
Director of the Freshman Academy - LHS	\$ 103,986	1	\$ 103,986	\$ 72,212	1	\$ 107,936	0
Student Services Specialist - Freshman Academy	\$ 182,216	2	\$ 182,216	\$ 126,538	1	\$ 94,013	-1
Principals	\$ 2,359,562	21	\$ 2,397,446	\$ 1,677,207	21	\$ 2,413,315	0
Assistant Principals	\$ 1,839,756	19	\$ 1,926,912	\$ 1,345,556	19	\$ 2,015,660	0
Alternative School Coordinator - Cardinal	\$ 96,229	1	\$ 96,229	\$ 66,825	1	\$ 99,883	0
Alternative School Coordinator - Laura Le	\$ 101,205	1	\$ 101,205	\$ 83,059	1	\$ 106,160	0
Alternative School Coordinator - Molloy	\$ 73,109	1	\$ 93,124	\$ 62,878	1	\$ 98,899	0
Alternative School Coordinator- Bridge					1	\$ 90,637	1
Assistant/Lead Social Worker - Bridge					1	\$ 75,641	1
Director of Alternative Education	\$ 105,968	1	\$ 105,562	\$ 86,704	1	\$ 109,572	0
School Clerks	\$ 1,523,470	37	\$ 1,505,136	\$ 1,202,879	37	\$ 1,518,863	0
Bursar / Financial Specialist - LHS	\$ 44,824	1	\$ 44,652	\$ 36,580	1	\$ 46,348	0
Principal Merit Increases	\$ 39,217	0	\$ 41,955	\$ -	0	\$ 60,222	0

<i>Total Personnel:</i>	\$ 7,019,712	90	\$ 7,149,408	\$ 5,159,858	91	\$ 7,408,629	1
-------------------------	--------------	----	--------------	--------------	----	--------------	---

TOTAL:	\$ 7,019,712	90	\$ 7,149,408	\$ 5,159,858	91	\$ 7,408,629	1
---------------	---------------------	-----------	---------------------	---------------------	-----------	---------------------	----------

Approved: _____ SC _____

Lowell Public Schools
Superintendent's Recommended FY2017 Budget
May 11, 2016

2300: Regular Education Instruction: Classroom

2014-15 Actual	FY16 FTE	2015-16 Budget	2015-16 YTD	FY17 FTE	2016-17 Budget	FTE Change
---------------------------	---------------------	---------------------------	------------------------	---------------------	---------------------------	-----------------------

Personnel

Pre-School Teachers	\$ 1,558,618	21	\$ 1,569,381	\$ 941,514	21	\$ 1,698,438	0
Kindergarten Teachers	\$ 3,684,969	55	\$ 3,878,091	\$ 2,479,514	55	\$ 4,031,331	0
Elementary Classroom Teachers	\$ 14,319,743	211	\$ 14,882,538	\$ 9,669,608	212	\$ 15,754,549	1
Middle School Teachers	\$ 5,703,774	81	\$ 5,861,822	\$ 3,763,371	85	\$ 6,328,671	4
English Language Learner Teachers	\$ 3,380,887	50	\$ 3,596,904	\$ 2,335,218	60	\$ 4,166,433	10
Mathematics Teachers	\$ 5,819,629	82	\$ 5,742,739	\$ 4,025,955	82	\$ 5,893,047	0
Science Teachers	\$ 3,593,057	52	\$ 3,813,299	\$ 2,388,903	51	\$ 3,876,896	-1
Social Studies Teachers	\$ 3,142,084	44	\$ 3,243,588	\$ 2,046,989	44	\$ 3,341,855	0
Foreign Language Teachers	\$ 1,213,519	16	\$ 1,226,888	\$ 905,642	17	\$ 1,342,819	1
English Teachers	\$ 5,724,781	81	\$ 5,808,443	\$ 3,972,245	83	\$ 6,069,066	2
Business Education Teachers	\$ 292,872	5	\$ 362,710	\$ 186,473	5	\$ 379,637	0
In-House Suspension Teachers	\$ 122,174	2	\$ 118,751	\$ 78,024	2	\$ 129,408	0
Native Language Support Teachers	\$ 150,123	2	\$ 150,123	\$ 61,344	1	\$ 80,514	-1
Substitute Teachers - Day-to-Day	\$ 1,169,899	0	\$ 1,200,000	\$ 914,162	0	\$ 1,200,000	0
Substitute Teachers - Long-Term	\$ 733,364	0	\$ 700,000	\$ 505,054	0	\$ 700,000	0
Paraprofessionals - Regular Education	\$ 3,995,336	161	\$ 4,641,467	\$ 2,797,109	158	\$ 4,659,397	-3

<i>Total Personnel:</i>	\$ 54,604,829	863	\$ 56,796,744	\$ 37,071,125	876	\$ 59,652,061	13
-------------------------	---------------	-----	---------------	---------------	-----	---------------	----

TOTAL:	\$ 54,604,829	863	\$ 56,796,744	\$ 37,071,125	876	\$ 59,652,061	13
---------------	----------------------	------------	----------------------	----------------------	------------	----------------------	-----------

Approved: _____ SC _____

Lowell Public Schools
Superintendent's Recommended FY2017 Budget
May 11, 2016

2300: Regular Education Instruction: Specialists

2014-15 Actual	FY16 FTE	2015-16 Budget	2015-16 YTD	FY17 FTE	2016-17 Budget	FTE Change
---------------------------	---------------------	---------------------------	------------------------	---------------------	---------------------------	-----------------------

Personnel

Art Teachers	2,191,077	31	2,234,725	1,487,804	30	2,250,784	-1
Music Teachers	2,211,948	31	2,193,404	1,458,165	31.5	2,381,951	0.5
Dance Teachers	108,285	2	114,704	85,423	2	125,695	0
Drama Teachers	77,083	1	77,083	50,603	1	80,514	0
Physical Education / Health Teachers	3,424,442	48	3,459,969	2,312,687	47	3,599,618	-1
Technology Education Teachers	152,426	2	128,196	79,214	3	211,378	1
Instructional Technology Specialists	301,522	5	363,933	226,763	4	321,263	-1
Technology Instruction Support Specialists	166,350	3	246,170	153,273	3.5	298,424	0.5
Specialist for ELL Research & Testing	89,618	1	89,825	76,131	-	-	-1
Coordinator of ELL Programs	107,213	1	106,802	88,602	1	111,970	0
Parent Liaison	33,126	1	33,126	21,659	1	34,384	0
Parent Liaison - ELL - LHS	65,026	2	65,026	52,640	2	67,496	0
Stipends - Homebound Instruction	55,101	-	55,000	30,825	-	55,000	0
Stipends - Instrumental Band Coordinator	-	-	5,000	-	-	5,000	0
Stipends - Choral H.S.						2,500	
Stipends - Choral Middle School						1,500	
Tutors - English Language Learners	445,615	-	464,800	390,813	-	499,800	0
Tutors - Intervention / Enrichment	1,025,353	-	1,036,800	792,647	-	1,036,800	0
Stipends - Out-of-School PLC	98,261	-	100,000	53,055	-	100,000	0
Tutors - Read 180 Program - LHS	21,600	-	21,600	4,215	-	-	0
Stipends - Academy Lead Teachers - LHS	28,800	-	39,600	24,000	-	18,000	0
Stipends - Murkland After School Planning	54,840	-	63,000	26,893	-	63,000	0

<i>Total Personnel:</i>	10,657,686	128	10,898,763	7,415,412	126.0	11,265,077	-2
-------------------------	------------	-----	------------	-----------	-------	------------	----

* Offset the Food Nutrition Curriculum

TOTAL:	\$ 10,657,686	128	\$ 10,898,763	\$ 7,415,412	126	\$ 11,265,077	-2
---------------	----------------------	------------	----------------------	---------------------	------------	----------------------	-----------

Approved: _____ SC _____

Lowell Public Schools
Superintendent's Recommended FY2017 Budget
May 11, 2016

2300: Regular Education Instruction: Classroom

2014-15 Actual	FY16 FTE	2015-16 Budget	2015-16 YTD	FY17 FTE	2016-17 Budget	FTE Change
---------------------------	---------------------	---------------------------	------------------------	---------------------	---------------------------	-----------------------

Non-Personnel

School Based Allocations	\$ 1,499,647		\$ 1,551,570	\$ 1,082,987		\$ 1,571,635	
Supplies & Textbooks - K-12	\$ 927,558		\$ 450,000	\$ 398,310		\$ 480,000	
Testing & Evaluation	\$ 55,000		\$ 55,000	\$ 127		\$ 1,000	
Band Camp - LHS	\$ 1,800		\$ 1,800	\$ 1,800		\$ 1,800	
Boston Lyric Opera Project	\$ 14,787		\$ 16,000	\$ 12,200		\$ 16,000	
Supplies - Instrumental Music Program	\$ 4,998		\$ 5,000	\$ 4,977		\$ 5,000	
Monday Night Bank Ensemble	\$ 10,260		\$ 10,500	\$ 6,510		\$ 10,500	
Instrumental Music Program	\$ 42,774		\$ 54,300	\$ 38,908		\$ 54,300	
Supplies - English Language Learners	\$ 9,855		\$ 11,000	\$ 10,622		\$ 11,000	
Textbooks - English Language Learners	\$ 10,910		\$ 9,000	\$ 9,000		\$ 9,000	
Supplies - Reading	\$ 4,650		\$ 5,000	\$ 5,000		\$ 5,000	
Supplies - Mathematics	\$ 48,293		\$ 58,000	\$ 46,835		\$ 58,000	
Field Trip Admission Fees - K-8	\$ 36,695		\$ 45,390	\$ 2,250		\$ 45,390	
Project Alliance Student Leadership - LHS	\$ -		\$ 1,000	\$ -		\$ 1,000	
Dual Enrollment Programs - LHS	\$ 45,000		\$ 45,000	\$ 45,000		\$ 45,000	
S.C.O.R.E. Peer Mediation Program - LHS	\$ 35,000		\$ 35,000	\$ 24,500		\$ 35,000	
N.E.A.S.C. Accreditation - LHS	\$ 13,840		\$ 15,000	\$ 18,977		\$ -	

<i>Total Non-Personnel:</i>	\$ 2,761,067		\$ 2,368,560	\$ 1,708,003		\$ 2,349,625	
-----------------------------	--------------	--	--------------	--------------	--	--------------	--

TOTAL:	\$ 2,761,067		\$ 2,368,560	\$ 1,708,003		\$ 2,349,625	
---------------	--------------	--	--------------	--------------	--	--------------	--

Approved: _____ SC _____

Lowell Public Schools
Superintendent's Recommended FY2017 Budget
May 11, 2016

2300: Other Instructional Programs

2014-15 Actual	FY16 FTE	2015-16 Budget	2015-16 YTD	FY17 FTE	2016-17 Budget	FTE Change
---------------------------	---------------------	---------------------------	------------------------	---------------------	---------------------------	-----------------------

Personnel

Jr. Air Force R.O.T.C. Instructors - LHS	\$ 227,852	4	\$ 231,144	\$ 189,769	4	\$ 239,922	0
Culinary Arts Instructors - LHS	\$ 209,662	3	\$ 213,238	\$ 140,032	3	\$ 164,351	0
Family Life / Consumer Science Teachers	\$ -	0	\$ -	\$ -	0	\$ -	0
Stipends - Knowledge Bowl	\$ 23,825	0	\$ 23,500	\$ 20,925	0	\$ 23,500	0

<i>Total Personnel:</i>	\$ 461,339	7	\$ 467,882	\$ 350,726	7	\$ 427,773	0
-------------------------	------------	---	------------	------------	---	------------	---

Non-Personnel

Jr. Air Force R.O.T.C. Transportation - LHS	\$ 2,971		\$ 3,000	\$ 2,310		\$ 3,000	
Jr. Air Force R.O.T.C. Supplies - LHS	\$ 980		\$ 1,000	\$ 916		\$ 1,000	
Jr. Air Force R.O.T.C. Equipment - LHS	\$ 996		\$ 1,000	\$ 995		\$ 1,000	
Knowledge Bowl Expenses	\$ 786		\$ 1,500	\$ 982		\$ 1,500	

<i>Total Non-Personnel:</i>	\$ 5,733		\$ 6,500	\$ 5,203		\$ 6,500	
-----------------------------	----------	--	----------	----------	--	----------	--

TOTAL:	\$ 467,072	7	\$ 474,382	\$ 355,929	7	\$ 434,273	0
---------------	-------------------	----------	-------------------	-------------------	----------	-------------------	----------

Approved: _____ SC _____

Lowell Public Schools
Superintendent's Recommended FY2017 Budget
May 11, 2016

2300: Special Education Instruction

	2014-15 Actual	FY16 FTE	2015-16 Budget	2015-16 YTD	FY17 FTE	2016-17 Budget	FTE Change
--	---------------------------	---------------------	---------------------------	------------------------	---------------------	---------------------------	-----------------------

Personnel

Special Education Teachers	\$ 12,150,817	179	\$ 12,371,478	\$ 8,674,687	186	\$ 13,485,450	7
Hearing Impaired Teachers	\$ -	2	\$ 161,844	\$ 81,656	2	\$ 170,004	0
Vision Impaired Teachers	\$ -	1	\$ 59,494	\$ 26,442	1	\$ 64,704	0
Social Skills Teachers	\$ 126,380	2	\$ 147,355	\$ 47,091	2	\$ 153,994	0
Occupational / Physical Therapists	\$ 708,214	11	\$ 718,028	\$ 484,524	12	\$ 814,661	1
Speech Therapists	\$ 1,755,845	27	\$ 1,771,349	\$ 1,192,518	27	\$ 1,834,309	0
Sign Language Interpreters	\$ 91,428	3	\$ 106,743	\$ 49,808	3	\$ 103,888	0
Nurses - Special Education	\$ 125,119	3	\$ 125,309	\$ 89,026	3	\$ 140,068	0
Behavior Specialists	\$ 159,119	2	\$ 159,184	\$ 108,183	2	\$ 168,579	0
Board Certified Behavior Analyst	\$ 158,596	2	\$ 163,265	\$ 99,296	7	\$ 594,466	5
Evaluation Team Chairpersons	\$ 1,127,197	13	\$ 1,138,408	\$ 806,072	13	\$ 1,194,301	0
Stipends - Homebound Instruction	\$ 65,061	0	\$ 80,000	\$ 47,410	0	\$ 80,000	0
Paraprofessionals - Special Education	\$ 4,314,148	161	\$ 4,440,679	\$ 3,172,262	169	\$ 4,817,004	8
Paraprofessionals - ABE Program	\$ 56,217	3	\$ 76,398	\$ 50,876	3	\$ 82,325	0

<i>Total Personnel:</i>	\$ 20,838,141	409	\$ 21,519,534	\$ 14,929,851	430	\$ 23,703,753	21
-------------------------	---------------	-----	---------------	---------------	-----	---------------	----

Non-Personnel

Contracted Services - BRIDGE Program	\$ 868,063		\$ 868,063	\$ 607,644		\$ -	
Contracted Services - UTEC Alt. Diploma	\$ 200,000		\$ -	\$ -		\$ -	
Contracted Services - General	\$ 4,230		\$ 7,500	\$ 1,485		\$ 7,500	
Parent Education Program	\$ 27,950		\$ 47,000	\$ 31,844		\$ 47,000	
Out-of-District	\$ 7,562,444		\$ 9,923,895	\$ 4,830,965		\$ 11,533,797	
Circuit Breaker Reimbursement	\$ (2,012,921)		\$ (2,125,852)			\$ (2,303,628)	
Circuit Breaker Revolving Account						\$ (1,609,902)	
Non-Resident Student Tuition	\$ (36,631)		\$ (36,631)			\$ (111,631)	
Contracted Services - Hospitalized Children	\$ 59,380		\$ 81,000	\$ 14,343		\$ 81,000	
PAC Expenses	\$ -		\$ 100	\$ -		\$ 100	
Supplies	\$ 56,216		\$ 24,000	\$ 60,792		\$ 40,000	
Summer School	\$ -		\$ 85,205	\$ 48,007		\$ 85,205	
Testing	\$ 14,981		\$ 15,000	\$ 17,651		\$ 15,000	

<i>Total Non-Personnel:</i>	\$ 6,743,712		\$ 8,889,280	\$ 5,612,731		\$ 7,784,441	
-----------------------------	--------------	--	--------------	--------------	--	--------------	--

TOTAL:	\$ 27,581,853	409	\$ 30,408,814	\$ 20,542,582	430	\$ 31,488,194	21
---------------	----------------------	------------	----------------------	----------------------	------------	----------------------	-----------

Approved: _____ SC _____

Lowell Public Schools
Superintendent's Recommended FY2017 Budget
May 11, 2016

2300: Adult Education

2014-15 Actual	FY16 FTE	2015-16 Budget	2015-16 YTD	FY17 FTE	2016-17 Budget	FTE Change
---------------------------	---------------------	---------------------------	------------------------	---------------------	---------------------------	-----------------------

Personnel

Director of Adult Education	\$ 95,686	1	\$ 95,319	\$ 78,291	1	\$ 98,939	0
Adult Education Teachers	\$ 384,136	5	\$ 357,755	\$ 249,147	5	\$ 401,072	0

<i>Total Personnel:</i>	\$ 479,822	6	\$ 453,074	\$ 327,438	6	\$ 500,011	0
-------------------------	------------	---	------------	------------	---	------------	---

TOTAL:	\$ 479,822	6	\$ 453,074	\$ 327,438	6	\$ 500,011	0
---------------	-------------------	----------	-------------------	-------------------	----------	-------------------	----------

Approved: _____ SC _____

Lowell Public Schools
Superintendent's Recommended FY2017 Budget
May 11, 2016

2300: Library

2014-15 Actual	FY16 FTE	2015-16 Budget	2015-16 YTD	FY17 FTE	2016-17 Budget	FTE Change
---------------------------	---------------------	---------------------------	------------------------	---------------------	---------------------------	-----------------------

Personnel

Library Media Specialists	\$ 81,853	1	\$ 81,853	\$ 54,395	1	\$ 86,072	0
Library Aides	\$ 629,764	23	\$ 628,434	\$ 434,993	23	\$ 653,522	0
Stipends - Library Aides w/o LMS	\$ 16,000	0	\$ 16,000	\$ -	0	\$ 16,000	0

<i>Total Personnel:</i>	\$ 727,617	24	\$ 726,287	\$ 489,388	24	\$ 755,594	0
-------------------------	------------	----	------------	------------	----	------------	---

TOTAL:	\$ 727,617	24	\$ 726,287	\$ 489,388	24	\$ 755,594	0
---------------	-------------------	-----------	-------------------	-------------------	-----------	-------------------	----------

Approved: _____ SC _____

Lowell Public Schools
Superintendent's Recommended FY2017 Budget
May 11, 2016

2300: Audio Visual Instruction

2014-15 Actual	FY16 FTE	2015-16 Budget	2015-16 YTD	FY17 FTE	2016-17 Budget	FTE Change
---------------------------	---------------------	---------------------------	------------------------	---------------------	---------------------------	-----------------------

Personnel

Coordinator of Educational Television	\$ 93,459	1	\$ 93,101	\$ 76,470	1	\$ 96,638	0
Video Production Teacher - LHS	\$ 48,545	1	\$ 50,001	\$ 45,833	1	\$ 72,525	0
TV Associate Producer / Scheduler - LHS	\$ 47,590	1	\$ 47,407	\$ 39,214	1	\$ 49,208	0
Comcast - Community Television Acct.						\$ (49,208)	

<i>Total Personnel:</i>	\$ 189,594	3	\$ 190,509	\$ 161,517	3	\$ 169,163	0
-------------------------	------------	---	------------	------------	---	------------	---

Non-Personnel

TV Studio Maintenance	\$ 4,473		\$ 6,500	\$ 6,136		\$ 6,500	
TV Studio Supplies	\$ 4,139		\$ 5,000	\$ 4,364		\$ 5,000	
TV Studio Equipment	\$ 15,794		\$ 16,000	\$ 15,858		\$ 16,000	
TV Studio Consulting Services	\$ 4,539		\$ 5,000	\$ 2,175		\$ 5,000	
AV Equipment Repair - K-12	\$ 4,974		\$ 7,500	\$ 3,164		\$ 7,500	

<i>Total Non-Personnel:</i>	\$ 33,919		\$ 40,000	\$ 31,697		\$ 40,000	
-----------------------------	-----------	--	-----------	-----------	--	-----------	--

TOTAL:	\$ 223,513	3	\$ 230,509	\$ 193,214	3	\$ 209,163	0
---------------	-------------------	----------	-------------------	-------------------	----------	-------------------	----------

Approved: _____ SC _____

Lowell Public Schools
Superintendent's Recommended FY2017 Budget
May 11, 2016

2350: Professional Development

2014-15 Actual	FY16 FTE	2015-16 Budget	2015-16 YTD	FY17 FTE	2016-17 Budget	FTE Change
---------------------------	---------------------	---------------------------	------------------------	---------------------	---------------------------	-----------------------

Personnel

Teacher Academy Mentor Stipends - K-8	\$ 145,300		\$ 142,000	\$ 73,700		\$ 142,000	
Teacher Academy Mentor Stipends - LHS	\$ 30,600		\$ 30,600	\$ 17,000		\$ 30,600	
Teacher Academy Instructor Stipends	\$ 61,580		\$ 65,000	\$ 27,528		\$ 65,000	
Teacher Academy Completion Bonus	\$ 116,500		\$ 75,000	\$ 95,200		\$ 75,000	

<i>Total Personnel:</i>	\$ 353,980		\$ 312,600	\$ 213,428		\$ 312,600	
-------------------------	------------	--	------------	------------	--	------------	--

Non-Personnel

Tuition Reimbursement	\$ 230,335		\$ 200,000	\$ 127,168		\$ 200,000	
Professional Development	\$ 167,150		\$ 200,000	\$ 96,152		\$ 250,000	

<i>Total Non-Personnel:</i>	\$ 397,485		\$ 400,000	\$ 223,320		\$ 450,000	
-----------------------------	------------	--	------------	------------	--	------------	--

TOTAL:	\$ 751,465		\$ 712,600	\$ 436,748		\$ 762,600	
---------------	-------------------	--	-------------------	-------------------	--	-------------------	--

Approved: _____ SC _____

Lowell Public Schools
Superintendent's Recommended FY2017 Budget
May 11, 2016

2450: Instructional Technology

2014-15 Actual	FY16 FTE	2015-16 Budget	2015-16 YTD	FY17 FTE	2016-17 Budget	FTE Change
---------------------------	---------------------	---------------------------	------------------------	---------------------	---------------------------	-----------------------

Non-Personnel

Computer Contracted Services - Instructional	\$ 33,061		\$ 75,500	\$ 15,291		\$ 50,000	
Computer Hardware - Instructional	\$ 233,223		\$ 200,000	\$ 157,049		\$ 125,000	
Computer Software - Instructional	\$ 212,047		\$ 200,000	\$ 187,181		\$ 200,000	
Computer Hardware - Lease	\$ 773,165		\$ 773,165	\$ 775,656		\$ 773,165	
Equipment & Software - Read 180 Program	\$ 21,558		\$ 25,000	\$ 23,512		\$ -	

<i>Total Non-Personnel:</i>	\$ 1,273,054		\$ 1,273,665	\$ 1,158,689		\$ 1,148,165	
-----------------------------	--------------	--	--------------	--------------	--	--------------	--

TOTAL:	\$ 1,273,054		\$ 1,273,665	\$ 1,158,689		\$ 1,148,165	
---------------	---------------------	--	---------------------	---------------------	--	---------------------	--

Approved: _____ SC _____

Lowell Public Schools
Superintendent's Recommended FY2017 Budget
May 11, 2016

2700/2800: Guidance Counselors, Social Workers & Psychologists

2014-15 Actual	FY16 FTE	2015-16 Budget	2015-16 YTD	FY17 FTE	2016-17 Budget	FTE Change
---------------------------	---------------------	---------------------------	------------------------	---------------------	---------------------------	-----------------------

Personnel

Guidance Counselors	\$ 1,874,815	23	\$ 1,886,935	\$ 1,278,963	23	\$ 1,966,762	0
Caseworker for the BRIDGE					1	\$ 53,603	1
Overtime - Summer Guidance - LHS	\$ -	0	\$ 2,500	\$ -	0	\$ 2,500	0
Clerk Schedulers - LHS	\$ 212,535	5	\$ 204,171	\$ 166,028	5	\$ 212,423	0
Social Workers	\$ 893,742	11	\$ 905,086	\$ 634,844	10	\$ 858,614	-1
Psychologists	\$ 1,127,371	13	\$ 1,173,724	\$ 741,989	13	\$ 1,220,534	0

<i>Total Personnel:</i>	\$ 4,108,463	52	\$ 4,172,416	\$ 2,821,824	52	\$ 4,314,436	0
-------------------------	--------------	----	--------------	--------------	----	--------------	---

Non-Personnel

Guidance Supplies - LHS	\$ 12,593		\$ 13,000	\$ 4,421		\$ 8,000	
-------------------------	-----------	--	-----------	----------	--	----------	--

<i>Total Non-Personnel:</i>	\$ 12,593		\$ 13,000	\$ 4,421		\$ 8,000	
-----------------------------	-----------	--	-----------	----------	--	----------	--

TOTAL:	\$ 4,121,056	52	\$ 4,185,416	\$ 2,826,245	52	\$ 4,322,436	0
---------------	---------------------	-----------	---------------------	---------------------	-----------	---------------------	----------

Approved: _____ SC _____

Lowell Public Schools
Superintendent's Recommended FY2017 Budget
May 11, 2016

3100: Family Resource Center & Student Support Services

2014-15 Actual	FY16 FTE	2015-16 Budget	2015-16 YTD	FY17 FTE	2016-17 Budget	FTE Change
---------------------------	---------------------	---------------------------	------------------------	---------------------	---------------------------	-----------------------

Personnel

Family Resource Center Coordinator	\$ 91,297	1	\$ 90,947	\$ 76,470	1	\$ 96,638	0
District Support Specialists	\$ 457,551	5	\$ 445,197	\$ 333,517	5	\$ 466,554	0
Attendance Officer	\$ 67,774	1	\$ 67,774	\$ 44,458	1	\$ 70,348	0
Attendance Monitors	\$ 48,433	2	\$ 63,488	\$ 39,631	2	\$ 65,898	0

<i>Total Personnel:</i>	\$ 665,055	9	\$ 667,406	\$ 494,076	9	\$ 699,438	0
-------------------------	------------	---	------------	------------	---	------------	---

Non-Personnel

Contracted Services - Student Supports Ser	\$ 23,729		\$ 25,000	\$ 18,725		\$ 20,000	
Supplies - Student Support Services	\$ 27,948		\$ 20,000	\$ 1,275		\$ 15,000	

<i>Total Non-Personnel:</i>	\$ 51,677		\$ 45,000	\$ 20,000		\$ 35,000	
-----------------------------	-----------	--	-----------	-----------	--	-----------	--

TOTAL:	\$ 716,732	9	\$ 712,406	\$ 514,076	9	\$ 734,438	0
---------------	-------------------	----------	-------------------	-------------------	----------	-------------------	----------

Approved: _____ SC _____

Lowell Public Schools
Superintendent's Recommended FY2017 Budget
May 11, 2016

3300: Transportation

2014-15 Actual	FY16 FTE	2015-16 Budget	2015-16 YTD	FY17 FTE	2016-17 Budget	FTE Change
---------------------------	---------------------	---------------------------	------------------------	---------------------	---------------------------	-----------------------

Non-Personnel

Contracted Transportation - Regular Educa	\$ 3,296,810		\$ 3,399,900	\$ 2,528,059		\$ 3,369,500	
Contracted Transportation - Special Educa	\$ 3,721,647		\$ 3,899,555	\$ 3,179,743		\$ 4,450,160	
Computer Software	\$ 5,000		\$ 5,000	\$ 4,870		\$ 5,000	
Contracted Services - Routing	\$ 4,000		\$ 4,000	\$ 200		\$ 4,000	
Supplies	\$ 11,865		\$ 8,000	\$ 3,889		\$ 8,000	

<i>Total Non-Personnel:</i>	\$ 7,039,322		\$ 7,316,455	\$ 5,716,761		\$ 7,836,660	
-----------------------------	--------------	--	--------------	--------------	--	--------------	--

TOTAL:	\$ 7,039,322		\$ 7,316,455	\$ 5,716,761		\$ 7,836,660	
---------------	--------------	--	--------------	--------------	--	--------------	--

Approved: _____ SC _____

Lowell Public Schools
Superintendent's Recommended FY2017 Budget
May 11, 2016

3500: Athletics & Student Activities

2014-15 Actual	FY16 FTE	2015-16 Budget	2015-16 YTD	FY17 FTE	2016-17 Budget	FTE Change
---------------------------	---------------------	---------------------------	------------------------	---------------------	---------------------------	-----------------------

Personnel

Administrator of Athletics	\$ 53,406	0.5	\$ 52,597	\$ 33,805	0.5	\$ 56,315	0
Coaches - Interscholastic	\$ 401,180	0	\$ 426,624	\$ 338,021	0	\$ 455,522	0
Coaches - Intramural	\$ 58,582	0	\$ 65,570	\$ 37,507	0	\$ 65,570	0
Student Activities Advisor - LHS	\$ 70,260	1	\$ 71,896	\$ 50,518	1	\$ 76,730	0
Stipends - Student Activities - LHS	\$ 142,410	0	\$ 144,951	\$ 88,949	0	\$ 144,951	0

<i>Total Personnel:</i>	\$ 725,838	1.5	\$ 761,638	\$ 548,800	1.5	\$ 799,088	0
-------------------------	------------	-----	------------	------------	-----	------------	---

Non-Personnel

Contracted Services - Athletics	\$ 34,983		\$ 10,000	\$ 17,227		\$ 30,000	
Contracted Transportation - Athletics	\$ 115,137		\$ 110,000	\$ 80,498		\$ 130,000	
Contracted Athletic Trainer Services	\$ 83,500		\$ 66,700	\$ 58,450		\$ 83,500	
Supplies - Athletics	\$ 114,992		\$ 147,840	\$ 89,860		\$ 172,840	
Supplies - Student Activities	\$ 28,632		\$ 35,000	\$ 25,932		\$ 35,000	
Student Activities - CBO Host Sites	\$ 60,731		\$ 66,200	\$ 65,059		\$ -	

<i>Total Non-Personnel:</i>	\$ 437,975		\$ 435,740	\$ 337,026		\$ 451,340	
-----------------------------	------------	--	------------	------------	--	------------	--

TOTAL:	\$ 1,163,813	1.5	\$ 1,197,378	\$ 885,826	1.5	\$ 1,250,428	0
---------------	---------------------	------------	---------------------	-------------------	------------	---------------------	----------

Approved: _____ SC _____

Lowell Public Schools
Superintendent's Recommended FY2017 Budget
May 11, 2016

4000: Custodial & Security Services

2014-15 Actual	FY16 FTE	2015-16 Budget	2015-16 YTD	FY17 FTE	2016-17 Budget	FTE Change
---------------------------	---------------------	---------------------------	------------------------	---------------------	---------------------------	-----------------------

Personnel

Facility Director	\$ 92,290	1	\$ 91,936	\$ 90,057	1	\$ 80,000	0
Use of School Facilities						\$ (15,000)	
Facility Director LHS					0	\$ 1	0
Supervisor of Custodians	\$ -	0	\$ 1	\$ -	1	\$ 1	0
Building Custodians	\$ 4,325,984	93	\$ 4,133,986	\$ 3,532,751	92	\$ 4,221,591	-1
Food Service Revolving Fund						\$ (785,531)	
Overtime - Use of Buildings	\$ 96,772	0	\$ 100,000	\$ 61,649	0	\$ 70,000	0
Overtime - Man-Out	\$ 201,645	0	\$ 205,000	\$ 109,297	0	\$ 140,000	0
Overtime - Miscellaneous	\$ 130,817	0	\$ 100,000	\$ 82,748	0	\$ 99,780	0
H.V.A.C. Technician - LHS	\$ 55,068	1	\$ 52,595	\$ 45,723	1	\$ 54,592	0
Energy Management System Monitor	\$ 44,597	1	\$ 49,920	\$ 40,896	1	\$ 51,816	0
Plumbers	\$ 104,370	2	\$ 95,726	\$ 39,134	2	\$ 95,000	0
Security Guards	\$ 403,546	10	\$ 411,798	\$ 325,305	10	\$ 423,769	0
School Resource Officers	\$ 252,886	3	\$ 253,950	\$ 206,456	3	\$ 263,594	0

<i>Total Personnel:</i>	\$ 5,707,975	111	\$ 5,494,912	\$ 4,534,016	111	\$ 4,699,614	-1
-------------------------	--------------	-----	--------------	--------------	-----	--------------	----

Non-Personnel

Utility - Water / Sewer	\$ 177,412		\$ 155,000	\$ 112,523		\$ 155,000	
Utility - Telephone	\$ 170,137		\$ 190,000	\$ (9,851)		\$ 50,000	
Preservatives (Floors)	\$ 58,969		\$ 60,000	\$ 14,898		\$ 60,000	
Supplies	\$ 275,610		\$ 250,000	\$ 210,247		\$ 250,000	
Food Service Revolving Fund						\$ (45,000)	
Swimming Pool Maintenance & Supplies	\$ 12,033		\$ 20,000	\$ 12,558		\$ 20,000	
Building Repair & Maintenance	\$ 207,017		\$ 250,000	\$ 202,293		\$ 227,848	
Contracted Services	\$ 225,846		\$ 300,000	\$ 234,723		\$ 300,000	
Use of School Facilities Account						\$ (50,000)	

<i>Total Non-Personnel:</i>	\$ 1,127,024		\$ 1,225,000	\$ 777,391		\$ 967,848	
-----------------------------	--------------	--	--------------	------------	--	------------	--

TOTAL:	\$ 6,834,999	111	\$ 6,719,912	\$ 5,311,407	111	\$ 5,667,462	-1
---------------	---------------------	------------	---------------------	---------------------	------------	---------------------	-----------

Approved: _____ SC _____

Lowell Public Schools
Superintendent's Recommended FY2017 Budget
May 11, 2016

5100/5200: Employee Benefits & Retirement

2014-15 Actual	FY16 FTE	2015-16 Budget	2015-16 YTD	FY17 FTE	2016-17 Budget	FTE Change
---------------------------	---------------------	---------------------------	------------------------	---------------------	---------------------------	-----------------------

Personnel

Health Insurance Premiums	\$ 14,342,820		\$ 14,395,694	\$ 12,379,930		\$ 15,045,328	
Student Accident Insurance	\$ 24,850		\$ 25,784	\$ 24,997		\$ 25,784	
Longevity	\$ 40,950		\$ 50,000	\$ 36,108		\$ 50,000	
Pre-Employment Physicals	\$ 29,465		\$ 30,000	\$ 24,516		\$ 30,000	
Early Retirement Payment	\$ -		\$ -	\$ -		\$ -	
Retirement Sick Leave Buyback	\$ 1,080,846		\$ 1,125,000	\$ 569,018		\$ 1,125,000	

<i>Total Personnel:</i>	\$ 15,518,931		\$ 15,626,478	\$ 13,034,569		\$ 16,276,112	
-------------------------	---------------	--	---------------	---------------	--	---------------	--

The Estimated Cost of Health and Dental Program	\$ 16,300,000					\$ 17,241,215	
Grant & Revolving Funded Positions	\$ (1,297,166)					\$ (1,489,176)	
FTE Additional (Subtractions)	\$ 100,000					\$ (47,730)	
Food Service Revolving Fund	\$ (707,140)					\$ (658,981)	
	\$ 14,395,694					\$ 15,045,328	

TOTAL:	\$ 15,518,931		\$ 15,626,478	\$ 13,034,569		\$ 16,276,112	
---------------	----------------------	--	----------------------	----------------------	--	----------------------	--

Approved: _____ SC _____

Lowell Public Schools
Superintendent's Recommended FY2017 Budget
May 11, 2016

5300: Rentals

2014-15 Actual	FY16 FTE	2015-16 Budget	2015-16 YTD	FY17 FTE	2016-17 Budget	FTE Change
---------------------------	---------------------	---------------------------	------------------------	---------------------	---------------------------	-----------------------

Non-Personnel

Staff Parking	\$ 100,000		\$ 100,000	\$ 50,908		\$ -	
Central Administration Office Lease	\$ 268,979		\$ 423,764	\$ 317,868		\$ 423,764	

<i>Total Non-Personnel:</i>	\$ 368,979		\$ 523,764	\$ 368,776		\$ 423,764	
-----------------------------	------------	--	------------	------------	--	------------	--

TOTAL:	\$ 368,979		\$ 523,764	\$ 368,776		\$ 423,764	
---------------	-------------------	--	-------------------	-------------------	--	-------------------	--

Approved: _____ SC _____

Lowell Public Schools
Superintendent's Recommended FY2017 Budget
May 11, 2016

7000: Capital Outlay

2014-15 Actual	FY16 FTE	2015-16 Budget	2015-16 YTD	FY17 FTE	2016-17 Budget	FTE Change
---------------------------	---------------------	---------------------------	------------------------	---------------------	---------------------------	-----------------------

Non-Personnel

Capital Improvements	\$ 539,280		\$ 150,000	\$ 80,589		\$ 150,000	
Equipment Replacement	\$ 167,931		\$ 150,000	\$ 48,375		\$ 150,000	
Use of School Facilities Account						\$ (100,000)	

<i>Total Non-Personnel:</i>	\$ 707,211		\$ 300,000	\$ 128,964		\$ 200,000	
-----------------------------	------------	--	------------	------------	--	------------	--

TOTAL:	\$ 707,211		\$ 300,000	\$ 128,964		\$ 200,000	
---------------	-------------------	--	-------------------	-------------------	--	-------------------	--

Approved: _____ SC _____

Lowell Public Schools
Superintendent's Recommended FY2017 Budget
May 11, 2016

9000: Suspense Account

2014-15 Actual	FY16 FTE	2015-16 Budget	2015-16 YTD	FY17 FTE	2016-17 Budget	FTE Change
-------------------	-------------	-------------------	----------------	-------------	-------------------	---------------

Non-Personnel

School Committee Suspense	\$ -		\$ 1,216,999		\$ 179,920	
---------------------------	------	--	--------------	--	------------	--

<i>Total Non-Personnel:</i>	\$ -		\$ 1,216,999		\$ 179,920	
-----------------------------	------	--	--------------	--	------------	--

TOTAL:	\$ -		\$ 1,216,999		\$ 179,920	
---------------	------	--	--------------	--	------------	--

Supporting the Local Budget

Technology services

Health Teachers

Administrative Services

Custodians

Custodial Supplies

Health Insurance

Food Service Guarantee	\$ (1,700,000)
------------------------	----------------

Food Service Revolving Account	\$ (184,211)
--------------------------------	--------------

Out of District SPED costs

Circuit Breaker Reimbursement	\$ (2,303,628)
-------------------------------	----------------

Circuit Breaker Revolving Account	\$ (1,609,902)
-----------------------------------	----------------

Facility Director

Contracted Services - Custodial

Facility Improvements - Capital Outlay

Use of School Facilities	\$ (162,600)
--------------------------	--------------

TV Technical Support

Comcast - Community TV Account	\$ (49,208)
--------------------------------	-------------

Health Insurance

Grant & Revolving Funded Positions	\$ (1,489,176)
------------------------------------	----------------

Total	\$ (7,498,725)
-------	----------------

Approved: _____ SC _____

Lowell Public Schools
FY 2017 Staff Salary Book

Positons Listed by
Budget Book Location

FTE	Last Name	First Name	Position	School	2016-17 Salary
1	GENDRON	STEPHEN	School Committee Member	Lowell School Committee	6,000
1	HOEY	ROBERT	School Committee Member	Lowell School Committee	6,000
1	GIGNAC	ROBERT	School Committee Member	Lowell School Committee	6,000
1	MARTIN	CONSTANCE	School Committee Member	Lowell School Committee	6,000
1	DOHERTY	JACQUELINE	School Committee Member	Lowell School Committee	6,000
1	DESCOTEAUX	ANDRE	School Committee Member	Lowell School Committee	6,000
6					36,000
0.5	SHEEHAN	MARY	School Committee Recording Sec	Lowell School Committee	10,500

Lowell Public Schools
FY 2017 Staff Salary Book

Positons Listed by
Budget Book Location

FTE	Last Name	First Name	Position	School	2016-17 Salary
1	KHELFAOUI	SALAH	Superintendent of Schools	Superintendent's Office	185,000
1	VACANT	VACANT	Assistant Superintendent	Curriculum Office	139,584
1	DURKIN	JEANNINE	Assistant Superintendent	Student Support Services	130,244
1	FRISCH	GARY	School Business Administrator	Business Office	145,000

Lowell Public Schools
FY 2017 Staff Salary Book

Positons Listed by
Budget Book Location

FTE	Last Name	First Name	Position	School	2016-17 Salary
1	CASSIDY	JAMES	Director of Human Resources	Human Resources	95,476
1	VACANT	VACANT	Assistant Business Manager	Business Office	90,000

Lowell Public Schools
FY 2017 Staff Salary Book

Positons Listed by
Budget Book Location

FTE	Last Name	First Name	Position	School	2016-17 Salary
0.25	DILLION	MICHAEL	Mail Courier	Central Administration	11,659
0.25	HOEY	WILLIAM	Mail Courier	Central Administration	11,659
0.5					23,318

Lowell Public Schools
FY 2017 Staff Salary Book

Positions Listed by
Budget Book Location

Pay FTE	Last Name	First Name	Position	School	2016-17 Salary
1	COUILLIARD	THERESA	Secretarial/Clerical	Business Office	40,574
1	BREKALIS	KAREN	Secretarial/Clerical	Business Office	41,675
1	MANNING	MEGAN	Secretarial/Clerical	Business Office	42,932
1	SPLAINE	NANCY	Secretarial/Clerical	Business Office	44,611
1	RYAN	KELLY	Secretarial/Clerical	Business Office	44,611
1	SMITH	SHARON	Secretarial/Clerical	Business Office	45,045
1	MCLAUGHLIN	ELIZABETH	Secretarial/Clerical	Business Office	45,045
1	BATOR	MARY	Secretarial/Clerical	Business Office	51,780
1	ROSARIO	MARTA	Secretarial/Clerical	Curriculum Office	44,611
1	COTE	NANCY	Secretarial/Clerical	Curriculum Office	51,780
1	DOLAN	DOROTHY	Secretarial/Clerical	Family Resource Center	42,932
1	MACQUARRIE	PAMELA	Secretarial/Clerical	Family Resource Center	44,178
1	SANCHEZ	ELSA	Secretarial/Clerical	Family Resource Center	44,611
1	ROS	PROHASVADDEY	Secretarial/Clerical	Family Resource Center	45,045
1	JARVIS	DEBRA	Secretarial/Clerical	Personnel Office	51,780
1	SHEEHAN	MARY	Secretarial/Clerical	Student Support Services	52,924
1	PALAZZO	MINERVA	Secretarial/Clerical	Superintendent's Office	59,680
17					793,811

Lowell Public Schools
FY 2017 Staff Salary Book

Positions Listed by
Budget Book Location

Pay FTE	Last Name	First Name	Position	School	2016-17 Salary
1	DAIGLE	RENEE	SPED Admin. Clerks/Secs.	Special Education Office	40,139
1	GOODIN	CAROL	Secretarial/Clerical	Special Education Office	37,627
1	KIM	SARIN	Secretarial/Clerical	Special Education Office	41,008
1	MARTELL-WHITNEY	DONNA LOUISE	Secretarial/Clerical	Special Education Office	41,718
1	MARTINEZ	MARIA	Secretarial/Clerical	Special Education Office	41,008
1	MORAN	LYNN	Secretarial/Clerical	Special Education Office	40,574
1	OBRIEN	CHERYL	Secretarial/Clerical	Special Education Office	51,780
1	RUIZ	VIRGINIA	Secretarial/Clerical	Special Education Office	40,566
8					334,418

Lowell Public Schools
FY 2017 Staff Salary Book

Positons Listed by
Budget Book Location

FTE	Last Name	First Name	Position	School	2016-17 Salary
0.5	HALL	JAMES	Counsel for Collective Bargaining	Superintendent's Office	50,000
0.5	MOSHER-CANTY	JANE	Staff Counsel for Student Support	Superintendent's Office	52,319
0.5	ORTIZ	MICHAEL	Staff Counsel for Student Support	Superintendent's Office	52,319
1					104,638

Lowell Public Schools
FY 2017 Staff Salary Book

Positions Listed by
Budget Book Location

FTE	Last Name	First Name	Position	School	2016-17 Salary
1	NELSON	KENNETH	Intranet Manager	Business Office	77,848
1	PEREIRA	ANTONIO	Tech Center Support	Business Office	67,469

Lowell Public Schools
FY 2017 Staff Salary Book

Positons Listed by
Budget Book Location

FTE	Last Name	First Name	Position	School	2016-17 Salary
1	CASELLA	LAURA	Student Data Admin	Accountability Office	77,848
1	LEW	MARK	Scheduler: LHS	Lowell High School	78,626
1	GOYETTE	GERALD	Computer Repair LHS	Lowell High School	62,176
0.5	OLSEN	NORMAN	Computer Repair LHS	Lowell High School	27,043
1.5					89,219
1	GALLAGHER	JOHN	Media Tech Support	Central Administration	62,279
1	TRICOCHÉ	CHRIS	Media Tech Support	Central Administration	51,380
1	WYMAN	JOSEPH	Media Tech Support	Central Administration	62,279
3					175,938

Lowell Public Schools
FY 2017 Staff Salary Book

Positons Listed by
Budget Book Location

FTE	Last Name	First Name	Position	School	2016-17 Salary
1	SILVER	William	Director of Information Technology	Central Administration	103,599
1					103,599

Lowell Public Schools
FY 2017 Staff Salary Book

Positons Listed by
Budget Book Location

FTE	Last Name	First Name	Position	School	2016-17 Salary
1	OVERTON	JOHN	District Webmaster	Central Administration	59,979
1	NEHME	DAVID	Help Desk Coordinator	Central Administration	46,704

Lowell Public Schools
FY 2017 Staff Salary Book

Positions Listed by
Budget Book Location

FTE	Last Name	First Name	Position	Department	School	2016-17 Salary
1	KEEFE	SUZANNE	Academic Chair	English	Lowell High School	109,294
1	CLARK	SHARON	Academic Chair	Fine Arts	Lowell High School	114,441
1	ESTRELLA	TRACY	Academic Chair	Math	Lowell High School	102,766
0.5	DEPROFIO	JAMES	Academic Chair	Physical Ed	Lowell High School	56,315
1	MORNEAU	ROGER	Academic Chair	Science	Lowell High School	109,294
1	DELOSSA	ROBERT	Academic Chair	Social Studies	Lowell High School	105,256
1	CHANDONNET	DIANNE	Academic Chair	Special Ed	Lowell High School	111,512
1	GERVAIS	STEPHEN	Academic Chair	World Languages	Lowell High School	107,478

Lowell Public Schools
FY 2017 Staff Salary Book

Positons Listed by
Budget Book Location

FTE	Last Name	First Name	Position	School	2016-17 Salary
1	MCCRISTAL	JENNIFER	Director of Special Ed	Special Education Office	123,504
1	GWIAZDA	JEFFREY	Coord.-K-12 Math	Curriculum Office	103,922
1	NEWELL	MELISSA	Coord.-ELA	Curriculum Office	99,209
1	COHN	MARTHA	Coord.-Science & Soc Studies	Curriculum Office	106,144
1	SCHLICHTMAN	PAUL	Coord- Research & Testing	Accountability Office	107,947
1	MCLEOD	AMY	Director of Curriculum LHS	Lowell High School	110,523
1	ROBINSON	DAVID	Coord.-Student Services	Lowell High School	115,903
1	HOWE	ROXANE	Discipline/Operation Specialist	Lowell High School	99,329

Lowell Public Schools
FY 2017 Staff Salary Book

Positons Listed by
Budget Book Location

FTE	Last Name	First Name	Position	School	2016-17 Salary
1	MARTIN	BRIAN	Headmaster	Lowell High School	135,929
1	HALEY	DEIDRE	Housemaster	Lowell High School	107,603
1	OKEEFE	TIMOTHY	Housemaster	Lowell High School	109,047
1	SLATTERY	DAVID	Housemaster	Lowell High School	106,850
1	VEJAR-BORISON	MARIA	Housemaster	Lowell High School	112,051
4					435,551
1	LANG	JILL	Director Freshman Academy	Lowell High School	107,936
1	HARVEY	MICHELE	Freshman Support Specialist	Lowell High School	94,013

Lowell Public Schools
FY 2017 Staff Salary Book

Positons Listed by
Budget Book Location

FTE	Last Name	First Name	Position	School	2016-17 Salary
1	CLEMENTS	KIMBERLEY	Principal	Bailey Elementary School	114,264
1	HOLTZ	PETER	Principal	Bartlett Community Partnership	113,970
1	SOARES-PENA	TERESA	Principal	Butler Middle School	109,813
1	SKINNER	WILLIAM	Principal	Daley Middle School	122,950
1	GENDRON	PAMELA	Principal	Greenhalge Elementary School	117,167
1	CARMONA	RUBEN	Principal	Lincoln Elementary School	113,990
1	MURPHY	NAN	Principal	McAuliffe Elementary School	114,674
1	VACANT	VACANT	Principal	McAvinnue Elementary School	108,000
1	KEEFE	ROBERTA	Principal	Moody Elementary School	111,679
1	DESMOND	ROBIN	Principal	Morey Elementary School	116,281
1	DICARLO	JASON	Principal	Murkland Elementary School	122,537
1	MCLEAN	MATHEW	Principal	Pawtucketville Memorial Elementary School	112,023
1	CROCKER-ROBERGE	WENDY	Principal	Pyne Arts Magnet School	115,010
1	CARABATSOS	SEAN	Principal	Reilly Elementary School	110,473
1	KING	THADDEUS	Principal	Robinson Middle School	110,533
1	MCCREVAN	JASON	Principal	Rogers STEM Academy	118,818
1	MULLIGAN	SUSAN	Principal	Shaughnessy Elementary School	114,505
1	CARDACI	JAMES	Principal	Stoklosa Middle School	110,000
1	PATON	JACQUELYN	Principal	Sullivan Middle School	114,937
1	STAHL	MATTHEW	Principal	Wang Middle School	126,666
1	CUNNINGHAM	CHERYL	Principal	Washington Elementary School	115,026
21					2,413,315

Lowell Public Schools
FY 2017 Staff Salary Book

Positons Listed by
Budget Book Location

FTE	Last Name	First Name	Position	School	2016-17 Salary
1	HAINES	JEFFREY	Assistant Principal	Bailey Elementary School	99,193
1	MANCINI	DINA	Assistant Principal	Bartlett Community Partnership	102,391
1	FRASER	SUSAN	Assistant Principal	Butler Middle School	111,265
1	DOYLE	ROBERT	Assistant Principal	Daley Middle School	110,158
1	WOODLOCK	KELIANN	Assistant Principal	Greenhalge Elementary School	109,964
1	DORSEY	KAYLA	Assistant Principal	Lincoln Elementary School	102,498
1	DUCHARME	MICHAEL	Assistant Principal	McAuliffe Elementary School	99,193
1	DOMINA	MICHAEL	Assistant Principal	McAvinnue Elementary School	105,505
1	DESROSIER	ANDREW	Assistant Principal	Morey Elementary School	99,193
1	ANDRIOLO	KEVIN	Assistant Principal	Murkland Elementary School	102,542
1	BRANCO	MEGHAN	Assistant Principal	Pawtucketville Memorial Elementary School	108,512
1	LANG	LORI	Assistant Principal	Pyne Arts Magnet School	104,629
1	WOODS	KATHLEEN	Assistant Principal	Reilly Elementary School	106,958
1	HOOMIS	SARA	Assistant Principal	Robinson Middle School	108,703
1	MCLAUGHLIN	KATHLEEN	Assistant Principal	Rogers STEM Academy	111,860
1	WARD-NAULT	MAUREEN	Assistant Principal	Shaughnessy Elementary School	108,854
1	VACANT	VACANT	Assistant Principal	Stoklosa Middle School	105,381
1	CAMPBELL	JANE	Assistant Principal	Sullivan Middle School	113,162
1	PASSERI	GREGORY	Assistant Principal	Wang Middle School	105,699
19					2,015,660

Lowell Public Schools
FY 2017 Staff Salary Book

Positons Listed by
Budget Book Location

FTE	Last Name	First Name	Position	School	2016-17 Salary
1	BUTTERWORTH	MICHELLE	Alternative School Coordinator	Cardinal O'Connell Alternative School	99,883
1	BROWN	ALICE	Alternative School Coordinator	Laura Lee Therapeutic Day School	106,160
1	OLOUGHLIN	MEGAN	Alternative School Coordinator	LHS Career Academy	98,899
1	FERRICK	MARGARET	Director of Alt Ed	LHS Career Academy	109,572
1	VACANT	VACANT	Director	Bridge Program	90,637
1	VACANT	VACANT	Assistant Director	Bridge Program	75,641

Lowell Public Schools
FY 2017 Staff Salary Book

Positions Listed by
Budget Book Location

Pay FTE	Last Name	First Name	Position	School	2016-17 Salary
1	MCLAUGHLIN	ALICE	Secretarial/Clerical	Bailey Elementary School	40,744
1	JOSLYN	KAREN	Secretarial/Clerical	Bartlett Community Partnership	38,639
1	VACANT	VACANT	Secretarial/Clerical	Bridge Program	57,560
1	SUTTON	CAROL	Secretarial/Clerical	Butler Middle School	38,639
1	PELTON	DONNA	Secretarial/Clerical	Cardinal O'Connell - McHugh Alternative	40,316
1	GEOFFROY	JUDITH	Secretarial/Clerical	Daley Middle School	40,744
1	ST LAURENT	DONNA	Secretarial/Clerical	Greenhalge Elementary School	40,744
1	MCGLAUFLIN	TAMMY	Secretarial/Clerical	Laura Lee Therapeutic Day School	38,639
1	ZYLA	WEDNESDAY	Secretarial/Clerical	Leblanc Therapeutic Day School	40,316
1	STURTEVANT	SHEILA	Secretarial/Clerical	LHS Career Academy	39,888
1	NORMANDIE	KIMBERLY	Secretarial/Clerical	Lincoln Elementary School	40,744
1	BOLDUC	MARY LOU	Secretarial/Clerical	Lowell High School	40,574
1	DEANGELIS	BRENDA	Secretarial/Clerical	Lowell High School	40,316
1	DOLAN	JACQUELINE	Secretarial/Clerical	Lowell High School	39,888
1	FRANCISCO	SUSAN	Secretarial/Clerical	Lowell High School	52,214
1	MARAIS	JOAN	Secretarial/Clerical	Lowell High School	40,574
1	MCANESPIE	LAURIE	Secretarial/Clerical	Lowell High School	37,387
1	NOONAN	PATRICIA	Secretarial/Clerical	Lowell High School	44,611
1	OBIKA	CENCILLIA	Secretarial/Clerical	Lowell High School	39,888
1	PROVENCHER	KATHLEEN	Secretarial/Clerical	Lowell High School	40,139
1	SHATTUCK	CHARLENE	Secretarial/Clerical	Lowell High School	44,611
1	SOUSA	SHEILA	Secretarial/Clerical	Lowell High School	40,744
1	THOMPSON	LINDA	Secretarial/Clerical	McAuliffe Elementary School	40,744
1	NUNEZ	NANCY	Secretarial/Clerical	McAvinnue Elementary School	39,888
1	PARASOLE	GENEVIEVE	Secretarial/Clerical	Moody Elementary School	40,744
1	CROWLEY	LISA	Secretarial/Clerical	Morey Elementary School	39,888
1	CARNEY	DEBORAH	Secretarial/Clerical	Murkland Elementary School	39,888
1	WOLFE	ANDREA	Secretarial/Clerical	Pawtucketville Memorial Elementary School	39,888
1	CRAWFORD	NANCY	Secretarial/Clerical	Pyne Arts Magnet School	40,744
1	COUILLIARD	CARLA	Secretarial/Clerical	Reilly Elementary School	39,888
1	SOUZA	MAUREEN	Secretarial/Clerical	Robinson Middle School	40,744
1	AMES	MEGAN	Secretarial/Clerical	Rogers STEM Academy	37,387
1	FARIA	LINA	Secretarial/Clerical	Shaughnessy Elementary School	39,888
1	SOUSA	DORIS	Secretarial/Clerical	Stoklosa Middle School	40,744
1	DECASTRO	ENID	Secretarial/Clerical	Sullivan Middle School	39,888
1	MARCANO OFARRILL	OMAYRA	Secretarial/Clerical	Wang Middle School	39,888
1	NOLAN	CATHERINE	Secretarial/Clerical	Washington Elementary School	40,744
37					1,518,863

Lowell Public Schools
FY 2017 Staff Salary Book

Positions Listed by
Budget Book Location

Pay FTE	Last Name	First Name	Position	School	2016-17 Salary
1	CALLAHAN	MICHELLE	Bursar/Finance Specialist	Lowell High School	46,348
1					46,348

Lowell Public Schools
FY 2017 Staff Salary Book

Positions Listed by
Budget Book Location

FTE	Last Name	First Name	Position	School	2016-17 Salary
1	COLE	TARA	Teacher-Preschool	Bailey Elementary School	79,373
1	FABERY	MARIA	Teacher-Preschool	Bartlett Community Partnership	82,419
1	KING	KELLY	Teacher-Preschool	Bartlett Community Partnership	89,826
1	DOLAN	TRICIA	Teacher-Preschool	Lincoln Elementary School	76,730
1	HART	ERIN	Teacher-Preschool	Greenhalge Elementary School	80,514
1	FRASER	JESSICA	Teacher-Preschool	Lincoln Elementary School	76,730
1	MACHADO	JENNIFER	Teacher-Preschool	Greenhalge Elementary School	78,622
1	DOWLING	KATHLEEN	Teacher-Preschool	McAuliffe Elementary School	75,031
1	GORDON	JULIE	Teacher-Preschool	McAuliffe Elementary School	81,265
1	TYE-FLAGLER	PAULA	Teacher-Preschool	McAvinnue Elementary School	87,628
1	HISLOP	ANNE-MARIE	Teacher-Preschool	Moody Elementary School	80,514
1	MCKELVIE	LYNN	Teacher-Preschool	Morey Elementary School	81,265
1	VEIGA	CHRISTINE	Teacher-Preschool	Morey Elementary School	74,417
1	BOWLEN	SARAH	Teacher-Preschool	Murkland Elementary School	81,265
1	DEMATTEIS	JULIE	Teacher-Preschool	Murkland Elementary School	74,626
1	GENEST	TRACY	Teacher-Preschool	Pawtucketville Memorial Elementary School	78,213
1	LIM	SOVANNAVY	Teacher-Preschool	Pyne Arts Magnet School	86,823
1	BYRNE	LESLEY	Teacher-Preschool	Rogers STEM Academy	90,631
1	MARTINEAU	KATHLEEN	Teacher-Preschool	Rogers STEM Academy	85,724
1	GREEN	SHANNON	Teacher-Preschool	Shaughnessy Elementary School	80,514
1	FALLON	CATHERINE	Teacher-Preschool	Washington Elementary School	76,308
21					1,698,438

Lowell Public Schools
FY 2017 Staff Salary Book

Positions Listed by
Budget Book Location

FTE	Last Name	First Name	Position	School	2016-17 Salary
1	BERNARD	TIFFANY	Teacher-Kindergarten	Bailey Elementary School	73,965
1	BOISVERT	LEAH	Teacher-Kindergarten	Reilly Elementary School	57,551
1	BONFANTI	LAURA	Teacher-Kindergarten	Pyne Arts Magnet School	78,622
1	BONIN	KACIE	Teacher-Kindergarten	Rogers STEM Academy	55,609
1	BOUCHER	NICOLE	Teacher-Kindergarten	Lincoln Elementary School	57,551
1	BUCKLEY	CYNTHIA	Teacher-Kindergarten	Shaughnessy Elementary School	78,622
1	BURGESS	BARBARA	Teacher-Kindergarten	McAuliffe Elementary School	70,825
1	CAHILL-ZDON	DIANE	Teacher-Kindergarten	Washington Elementary School	79,373
1	COREA	ELIZABETH	Teacher-Kindergarten	Rogers STEM Academy	83,820
1	DELEHANTY	SARAH	Teacher-Kindergarten	Lincoln Elementary School	72,928
1	DE SOUSA	FATIMA	Teacher-Kindergarten	Moody Elementary School	78,622
1	DEBASITIS	MARY ELLEN	Teacher-Kindergarten	McAuliffe Elementary School	81,928
1	DESCHENEAUX	ELIZABETH	Teacher-Kindergarten	Greenhalge Elementary School	64,704
1	DUNHAM	KELLEY	Teacher-Kindergarten	Reilly Elementary School	57,551
1	EACRETT	HOPE	Teacher-Kindergarten	Bailey Elementary School	59,308
1	ENOS-LANDSTEINER	ALLISA	Teacher-Kindergarten	Pawtucketville Memorial Elementary School	81,928
1	FENNELL	JESSICA	Teacher-Kindergarten	Shaughnessy Elementary School	77,482
1	FRAPPIER	ELIZABETH	Teacher-Kindergarten	McAvinnue Elementary School	90,167
1	FULTON	SHERRY	Teacher-Kindergarten	McAuliffe Elementary School	84,323
1	GALLAGHER	SHELAGH	Teacher-Kindergarten	Moody Elementary School	51,405
1	GENNINGER	JESSICA	Teacher-Kindergarten	Murkland Elementary School	66,559
1	GILLIS	AMY	Teacher-Kindergarten	Reilly Elementary School	88,727
1	GOWITZKE	DONNA	Teacher-Kindergarten	Pawtucketville Memorial Elementary School	75,031
1	GRIER	ANDREA	Teacher-Kindergarten	Greenhalge Elementary School	58,556
1	HILLMAN	ERIN	Teacher-Kindergarten	Rogers STEM Academy	76,730
1	HOGAN	LISA	Teacher-Kindergarten	Moody Elementary School	71,344
1	KELLEY-KISIEL	MELISSA	Teacher-Kindergarten	Greenhalge Elementary School	75,031
1	KOHR	DEBORAH	Teacher-Kindergarten	Morey Elementary School	83,039
1	LALLY	MICHAELA	Teacher-Kindergarten	Reilly Elementary School	64,704
1	LAMOUREUX ASPETTI	KARA	Teacher-Kindergarten	Moody Elementary School	76,730
1	LAROCQUE	CATHERINE	Teacher-Kindergarten	Greenhalge Elementary School	75,031
1	LEMAY	BRIANNE	Teacher-Kindergarten	Rogers STEM Academy	67,655
1	LEWIS	CYNTHIA	Teacher-Kindergarten	McAvinnue Elementary School	78,622
1	LOEUNG	SOVANN-THI	Teacher-Kindergarten	Bartlett Community Partnership	82,419
1	LOOMIS	TARA	Teacher-Kindergarten	Morey Elementary School	67,138
1	MARTINEAU	FELISHA	Teacher-Kindergarten	McAvinnue Elementary School	64,704
1	ROYLOS	BETH	Teacher-Kindergarten	Lincoln Elementary School	80,514
1	MILLETT	HILLARY	Teacher-Kindergarten	Pyne Arts Magnet School	47,694

Lowell Public Schools
FY 2017 Staff Salary Book

Positions Listed by
Budget Book Location

FTE	Last Name	First Name	Position	School	2016-17 Salary
1	MURPHY	JANET	Teacher-Kindergarten	Bartlett Community Partnership	87,628
1	PATTERSON	CHRISTINA	Teacher-Kindergarten	McAvinnue Elementary School	76,730
1	PUGH	BERNADETTE	Teacher-Kindergarten	Pawtucketville Memorial Elementary School	84,323
1	QUIRBACH	ELIZABETH	Teacher-Kindergarten	Washington Elementary School	64,704
1	REYNOLDS GARCIA	ABBIE	Teacher-Kindergarten	Bailey Elementary School	83,820
1	ROUX	LAURIE	Teacher-Kindergarten	Pawtucketville Memorial Elementary School	81,928
1	SAVOIE	DANIELLE	Teacher-Kindergarten	Morey Elementary School	80,514
1	SVEGLIATI	NANCY	Teacher-Kindergarten	Murkland Elementary School	67,138
1	SWEENEY	CHRISTINE	Teacher-Kindergarten	McAuliffe Elementary School	79,373
1	TUTEIN	CHARLENE	Teacher-Kindergarten	Shaughnessy Elementary School	76,730
1	UNGER	KERIANN	Teacher-Kindergarten	Morey Elementary School	75,031
1	VACANT	VACANT	Teacher-Kindergarten	Lincoln Elementary School	55,000
1	VACANT	VACANT	Teacher-Kindergarten	Murkland Elementary School	55,000
1	WALSH	DORNA	Teacher-Kindergarten	Murkland Elementary School	85,073
1	WELCH	BETHANNE	Teacher-Kindergarten	Reilly Elementary School	85,724
1	WELCH	EMILY	Teacher-Kindergarten	Shaughnessy Elementary School	79,373
1	WRIGHT	DANIELLE	Teacher-Kindergarten	Bailey Elementary School	76,730
55					4,031,331

Lowell Public Schools
FY 2017 Staff Salary Book

Positions Listed by
Budget Book Location

FTE	Last Name	First Name	Position	School	2016-17 Salary
1	DEARTH	MELISSA	Teacher-Elementary	Bailey Elementary School	76,730
1	DEVLIN	CATHY	Teacher-Elementary	Bailey Elementary School	78,622
1	DOUCETTE	GEORGIANA	Teacher-Elementary	Bailey Elementary School	78,622
1	FIOCCA-STERN	MARIANNE	Teacher-Elementary	Bailey Elementary School	80,035
1	FORRESTER	ANTONY	Teacher-Elementary	Bailey Elementary School	78,213
1	FURNESS	CHRISTINE	Teacher-Elementary	Bailey Elementary School	80,035
1	GATES	JOANN	Teacher-Elementary	Bailey Elementary School	83,039
1	GELARDERES	DEBORAH	Teacher-Elementary	Bailey Elementary School	86,459
1	HACKETT	CARLENE	Teacher-Elementary	Bailey Elementary School	72,094
1	KEOHANE	BETHANY	Teacher-Elementary	Bailey Elementary School	84,931
1	LABRECQUE	EMILY	Teacher-Elementary	Bailey Elementary School	80,035
1	LARGENTON	THERESA	Teacher-Elementary	Bailey Elementary School	83,820
1	MORSE	BRIDGET	Teacher-Elementary	Bailey Elementary School	71,344
1	PEIRCE	KIM	Teacher-Elementary	Bailey Elementary School	78,622
1	RINDO	ANN	Teacher-Elementary	Bailey Elementary School	87,628
1	SMITH	NAOMI	Teacher-Elementary	Bailey Elementary School	62,504
1	BURNS	KATELYN	Teacher-Elementary	Bartlett Community Partnership	57,551
1	BUTLER	KATHRYN	Teacher-Elementary	Bartlett Community Partnership	65,057
1	DANEAU	VALERIE	Teacher-Elementary	Bartlett Community Partnership	77,482
1	DOWNING	JOANNE	Teacher-Elementary	Bartlett Community Partnership	80,035
1	KHARFEN	RACHEL	Teacher-Elementary	Bartlett Community Partnership	81,265
1	NOEL	LISA	Teacher-Elementary	Bartlett Community Partnership	78,622
1	ROSS	SARAH	Teacher-Elementary	Bartlett Community Partnership	64,704
1	ZORBAS	MELISSA	Teacher-Elementary	Bartlett Community Partnership	78,622
1	KULESZA	ELIZABETH	Teacher-Elementary	Greenhalge Elementary School	80,035
1	CAPPELLINI	SUSAN	Teacher-Elementary	Greenhalge Elementary School	76,308
1	CLARK	LINDSAY	Teacher-Elementary	Greenhalge Elementary School	59,654
1	CRONIN	CARRIE	Teacher-Elementary	Greenhalge Elementary School	76,730
1	DILLON	KATIE	Teacher-Elementary	Greenhalge Elementary School	60,500
1	DOHERTY	KATIE	Teacher-Elementary	Greenhalge Elementary School	64,704
1	DONOVAN	HOLLY	Teacher-Elementary	Greenhalge Elementary School	67,655
1	DWIRE	PAULA	Teacher-Elementary	Greenhalge Elementary School	77,482
1	HOGAN	BETH	Teacher-Elementary	Greenhalge Elementary School	76,730
1	HOWE	LINDSEY	Teacher-Elementary	Greenhalge Elementary School	54,351
1	KELLY	LEANNE	Teacher-Elementary	Greenhalge Elementary School	76,730
1	RAMIREZ	KATHLEEN	Teacher-Elementary	Greenhalge Elementary School	78,213
1	TERWILLIGER	TARYN	Teacher-Elementary	Greenhalge Elementary School	75,031
1	TROMBLY	LAUREN	Teacher-Elementary	Greenhalge Elementary School	76,730

Lowell Public Schools
FY 2017 Staff Salary Book

Positions Listed by
Budget Book Location

FTE	Last Name	First Name	Position	School	2016-17 Salary
1	TUDRYN	LINDA	Teacher-Elementary	Greenhalge Elementary School	80,035
1	UPTON	HEIDI	Teacher-Elementary	Greenhalge Elementary School	78,337
1	VILLANO	PAIGE	Teacher-Elementary	Greenhalge Elementary School	61,753
1	BERGERON	JEANNE	Teacher-Elementary	Lincoln Elementary School	82,253
1	CATANZANO	KATHERINE	Teacher-Elementary	Lincoln Elementary School	83,039
1	CHIN-CHAP	SOPHIA	Teacher-Elementary	Lincoln Elementary School	80,514
1	EBERIEL	MELISSA	Teacher-Elementary	Lincoln Elementary School	75,031
1	GILMAN	ALYSSA	Teacher-Elementary	Lincoln Elementary School	81,265
1	GOULD	JULIE	Teacher-Elementary	Lincoln Elementary School	79,390
1	DION	STEPHANIE	Teacher-Elementary	Lincoln Elementary School	63,451
1	KOWALSKI	MELANIE	Teacher-Elementary	Lincoln Elementary School	78,622
1	KRUG	MARGARET	Teacher-Elementary	Lincoln Elementary School	51,405
1	MELLO	DEVON	Teacher-Elementary	Lincoln Elementary School	51,405
1	PERRY	SHARON	Teacher-Elementary	Lincoln Elementary School	80,117
1	REGINA	ANDREA	Teacher-Elementary	Lincoln Elementary School	74,648
1	ROSADO	AMANDA	Teacher-Elementary	Lincoln Elementary School	80,514
1	RYAN	CLAIRE	Teacher-Elementary	Lincoln Elementary School	65,456
1	TRAINOR	MARCELLA	Teacher-Elementary	Lincoln Elementary School	58,556
1	TURCO	COLLEEN	Teacher-Elementary	Lincoln Elementary School	90,631
1	BEDARD	TARA	Teacher-Elementary	McAuliffe Elementary School	79,373
1	BOWDEN	CARL	Teacher-Elementary	McAuliffe Elementary School	72,525
1	DAVIS	LELA	Teacher-Elementary	McAuliffe Elementary School	71,344
1	FEBO	MADELINE	Teacher-Elementary	McAuliffe Elementary School	78,622
1	FERNANDEZ	JOSHUA	Teacher-Elementary	McAuliffe Elementary School	75,031
1	GOBRON	LEIGHA	Teacher-Elementary	McAuliffe Elementary School	70,825
1	JOHNSON	SARAH	Teacher-Elementary	McAuliffe Elementary School	51,900
1	KELSEY	PATRICIA	Teacher-Elementary	McAuliffe Elementary School	77,482
1	LAROCQUE	KATHLEEN	Teacher-Elementary	McAuliffe Elementary School	81,928
1	LEBRON COLON	VIVIEN	Teacher-Elementary	McAuliffe Elementary School	81,928
1	LEVIN	AUDREY	Teacher-Elementary	McAuliffe Elementary School	58,556
1	MARKEY	JESSICA	Teacher-Elementary	McAuliffe Elementary School	76,730
1	MCGAFFIGAN	KERRIE	Teacher-Elementary	McAuliffe Elementary School	78,622
1	MCHUGH	ELLEN	Teacher-Elementary	McAuliffe Elementary School	76,308
1	UONG	SOPHEAR	Teacher-Elementary	McAuliffe Elementary School	78,213
1	ABRAMS	ERIN	Teacher-Elementary	McAvinnue Elementary School	79,373
1	BROPHY	RACHEL	Teacher-Elementary	McAvinnue Elementary School	81,341
1	CHANDONNET-RYDER	KAITLIN	Teacher-Elementary	McAvinnue Elementary School	79,840
1	COTTA	MICHAEL	Teacher-Elementary	McAvinnue Elementary School	58,556

Lowell Public Schools
FY 2017 Staff Salary Book

Positions Listed by
Budget Book Location

FTE	Last Name	First Name	Position	School	2016-17 Salary
1	DEYLE	CHERYL	Teacher-Elementary	McAvinnue Elementary School	86,459
1	FIGUEIREDO	KARA	Teacher-Elementary	McAvinnue Elementary School	61,753
1	GERVAIS	MARIBEL	Teacher-Elementary	McAvinnue Elementary School	81,265
1	GILLIS	JUDY	Teacher-Elementary	McAvinnue Elementary School	70,825
1	LAWRENSEN	GWENYTH	Teacher-Elementary	McAvinnue Elementary School	75,783
1	LUCKEN	STEPHANIE	Teacher-Elementary	McAvinnue Elementary School	54,351
1	LYNCH	MARY	Teacher-Elementary	McAvinnue Elementary School	81,928
1	MAKUMBI	JESSICA	Teacher-Elementary	McAvinnue Elementary School	55,609
1	SHERWOOD	JULIANNE	Teacher-Elementary	McAvinnue Elementary School	75,031
1	THOMPSON	TARYN	Teacher-Elementary	McAvinnue Elementary School	80,035
1	VACANT	VACANT	Teacher-Elementary	McAvinnue Elementary School	55,000
1	WAGNER	MICHELLE	Teacher-Elementary	McAvinnue Elementary School	63,451
1	CAFETEIRO	AMY	Teacher-Elementary	Moody Elementary School	61,753
1	DONOVAN	SARAH	Teacher-Elementary	Moody Elementary School	77,482
1	FLYNN	JANICE	Teacher-Elementary	Moody Elementary School	76,308
1	IBARGUEN	STEVEN	Teacher-Elementary	Moody Elementary School	79,373
1	KLOBUCHER	LISA	Teacher-Elementary	Moody Elementary School	76,730
1	MACHADO	ROSEMARY	Teacher-Elementary	Moody Elementary School	83,820
1	REYNOLDS	MARTHA	Teacher-Elementary	Moody Elementary School	74,417
1	SCANNELL	PRISCILLA	Teacher-Elementary	Moody Elementary School	62,504
1	AMOS	MARY KATE	Teacher-Elementary	Morey Elementary School	76,730
1	ARMSTRONG	BETH ANN	Teacher-Elementary	Morey Elementary School	81,928
1	BORGASANO	PAULA	Teacher-Elementary	Morey Elementary School	84,931
1	CONANT	ANNE	Teacher-Elementary	Morey Elementary School	86,823
1	CROWLEY	LIZETTE	Teacher-Elementary	Morey Elementary School	86,823
1	FLAHERTY	KATHLEEN	Teacher-Elementary	Morey Elementary School	83,039
1	FLOOR	CASSANDRA	Teacher-Elementary	Morey Elementary School	67,138
1	GORDON	LOIS	Teacher-Elementary	Morey Elementary School	78,213
1	MACKWELL	MARY	Teacher-Elementary	Morey Elementary School	81,265
1	MAHONEY	ANASTASIA	Teacher-Elementary	Morey Elementary School	83,820
1	PIANTAGGINI	SANDRA	Teacher-Elementary	Morey Elementary School	83,169
1	SHEPHERD	PATRICIA	Teacher-Elementary	Morey Elementary School	83,169
1	SPELLISSY	KATHERINE	Teacher-Elementary	Morey Elementary School	77,482
1	UVANNI	SUSAN	Teacher-Elementary	Morey Elementary School	81,928
1	VEILLEUX	RACHEL	Teacher-Elementary	Morey Elementary School	79,373
1	VOGEL	AMY	Teacher-Elementary	Morey Elementary School	80,514
1	ARGUOYAN	SOPHIA	Teacher-Elementary	Murkland Elementary School	81,928
1	BROWN	COLLEEN	Teacher-Elementary	Murkland Elementary School	83,820

Lowell Public Schools
FY 2017 Staff Salary Book

Positions Listed by
Budget Book Location

FTE	Last Name	First Name	Position	School	2016-17 Salary
1	CORREIA	MELISSA	Teacher-Elementary	Murkland Elementary School	75,783
1	GOOR	ARTEMIS	Teacher-Elementary	Murkland Elementary School	83,820
1	HA	KATHERINE	Teacher-Elementary	Murkland Elementary School	79,373
1	KAUFMAN	MEREDITH	Teacher-Elementary	Murkland Elementary School	75,031
1	KEENAN	CHRISTINE	Teacher-Elementary	Murkland Elementary School	55,609
1	MASULLO	DENISE	Teacher-Elementary	Murkland Elementary School	81,928
1	PERRIN	DENISE	Teacher-Elementary	Murkland Elementary School	90,631
1	QUEALY	ERIN	Teacher-Elementary	Murkland Elementary School	72,094
1	QUINLAN	DANIELLE	Teacher-Elementary	Murkland Elementary School	67,655
1	RICH	DEBRA	Teacher-Elementary	Murkland Elementary School	61,753
1	SERPE	LINDSAY	Teacher-Elementary	Murkland Elementary School	61,753
1	TORRES	JOSE	Teacher-Elementary	Murkland Elementary School	65,456
1	WALSH	KATELYN	Teacher-Elementary	Murkland Elementary School	71,344
1	WATTS	APRIL	Teacher-Elementary	Murkland Elementary School	80,035
1	COIMBRA	DANIELLE	Teacher-Elementary	Pawtucketville Memorial Elementary School	51,405
1	BERNIER	CATHERINE	Teacher-Elementary	Pawtucketville Memorial Elementary School	77,482
1	BONFILIO	KIMBERLY	Teacher-Elementary	Pawtucketville Memorial Elementary School	84,931
1	BURNS	DALE	Teacher-Elementary	Pawtucketville Memorial Elementary School	75,031
1	DESCOTEAUX	BRITTANY	Teacher-Elementary	Pawtucketville Memorial Elementary School	62,504
1	DURKIN	DOROTHY	Teacher-Elementary	Pawtucketville Memorial Elementary School	90,631
1	FAY	KATIE	Teacher-Elementary	Pawtucketville Memorial Elementary School	71,344
1	HUNT	TARA	Teacher-Elementary	Pawtucketville Memorial Elementary School	79,373
1	LUTKUS	KATRINA	Teacher-Elementary	Pawtucketville Memorial Elementary School	65,456
1	MARANDOLA	KATHLEEN	Teacher-Elementary	Pawtucketville Memorial Elementary School	84,931
1	MARSHALL	KERRY	Teacher-Elementary	Pawtucketville Memorial Elementary School	77,482
1	MEEHAN-GILET	MAUREEN	Teacher-Elementary	Pawtucketville Memorial Elementary School	75,031
1	MENDONCA	LORNA	Teacher-Elementary	Pawtucketville Memorial Elementary School	87,628
1	RIDDLE-DUFFY	JOANN	Teacher-Elementary	Pawtucketville Memorial Elementary School	81,265
1	SCOLA	TARA	Teacher-Elementary	Pawtucketville Memorial Elementary School	77,482
1	SCULLY	TERESA	Teacher-Elementary	Pawtucketville Memorial Elementary School	89,765
1	THISSELL	JESSICA	Teacher-Elementary	Pawtucketville Memorial Elementary School	54,351
1	ARMAS	OLGA	Teacher-Elementary	Pyne Arts Magnet School	76,308
1	CONNORS	TAMMY	Teacher-Elementary	Pyne Arts Magnet School	75,783
1	GRENIER	BONNIE	Teacher-Elementary	Pyne Arts Magnet School	83,169
1	JOHNSTON	ELLEN	Teacher-Elementary	Pyne Arts Magnet School	76,730
1	KING	HALEY	Teacher-Elementary	Pyne Arts Magnet School	57,551
1	LIVINGSTON	SARAH	Teacher-Elementary	Pyne Arts Magnet School	61,753
1	PUTNAM	MATTHEW	Teacher-Elementary	Pyne Arts Magnet School	57,551

Lowell Public Schools
FY 2017 Staff Salary Book

Positions Listed by
Budget Book Location

FTE	Last Name	First Name	Position	School	2016-17 Salary
1	RAUTENBERG	JANEL	Teacher-Elementary	Pyne Arts Magnet School	51,405
1	GUDEWICH	CAITLIN	Teacher-Elementary	Reilly Elementary School	64,704
1	BILODEAU	ALISON	Teacher-Elementary	Reilly Elementary School	74,417
1	CARGILL	CATHERINE	Teacher-Elementary	Reilly Elementary School	64,704
1	CASSELLA	ANGELA	Teacher-Elementary	Reilly Elementary School	80,514
1	CHASE	JUDITH	Teacher-Elementary	Reilly Elementary School	71,344
1	CRUZ	ANA	Teacher-Elementary	Reilly Elementary School	83,169
1	GALLAGHER	JESSICA	Teacher-Elementary	Reilly Elementary School	64,704
1	HARRINGTON	KRISTIN	Teacher-Elementary	Reilly Elementary School	77,482
1	IPPOLITO	AMY	Teacher-Elementary	Reilly Elementary School	67,138
1	KEARNS	PATRICIA	Teacher-Elementary	Reilly Elementary School	78,412
1	KENNEDY	MARIAH	Teacher-Elementary	Reilly Elementary School	65,456
1	MACLAUGHLAN	BETH	Teacher-Elementary	Reilly Elementary School	76,730
1	PAGE	KATHRYN	Teacher-Elementary	Reilly Elementary School	76,308
1	SEAYER	LISA	Teacher-Elementary	Reilly Elementary School	86,823
1	SILVESTRONE	ALISHA	Teacher-Elementary	Reilly Elementary School	61,753
1	STURTEVANT	KAITLYN	Teacher-Elementary	Reilly Elementary School	72,094
1	TIRADO	MINERVA	Teacher-Elementary	Reilly Elementary School	86,459
1	VONKAHLE	AMY	Teacher-Elementary	Reilly Elementary School	77,653
1	WALSH	LISA	Teacher-Elementary	Reilly Elementary School	82,253
1	ZAHARAKES	KATHLEEN	Teacher-Elementary	Reilly Elementary School	78,622
1	ALMEIDA	CATHERINE	Teacher-Elementary	Rogers STEM Academy	55,609
1	BERGER	JENNIFER	Teacher-Elementary	Rogers STEM Academy	75,783
1	BRADLEY	ELISE	Teacher-Elementary	Rogers STEM Academy	81,265
1	CROTTY	KRISTEN	Teacher-Elementary	Rogers STEM Academy	75,031
1	DARCY	KERI	Teacher-Elementary	Rogers STEM Academy	76,730
1	DRISCOLL	KERIEN	Teacher-Elementary	Rogers STEM Academy	55,609
1	KOUY	MELISSA	Teacher-Elementary	Rogers STEM Academy	76,730
1	LAMARRE-ANDERSON	LAUARA	Teacher-Elementary	Rogers STEM Academy	74,648
1	MCCABE	CRISTINA	Teacher-Elementary	Rogers STEM Academy	92,766
1	PARISI	ERIN	Teacher-Elementary	Rogers STEM Academy	75,031
1	RENNIE	STEPHANIE	Teacher-Elementary	Rogers STEM Academy	76,730
1	TEVNAN KENNEDY	LESLIE	Teacher-Elementary	Rogers STEM Academy	71,344
1	VACANT	VACANT	Teacher-Elementary	Rogers STEM Academy	55,000
1	WEINTRAUB	JESSICA	Teacher-Elementary	Rogers STEM Academy	81,928
1	BARTER	CELESTE	Teacher-Elementary	Shaughnessy Elementary School	77,482
1	CHAKARIAN	NANCY	Teacher-Elementary	Shaughnessy Elementary School	82,253
1	CONKLIN	ELLEN	Teacher-Elementary	Shaughnessy Elementary School	81,928

Lowell Public Schools
FY 2017 Staff Salary Book

Positions Listed by
Budget Book Location

FTE	Last Name	First Name	Position	School	2016-17 Salary
1	COPPINGER	KERRYANN	Teacher-Elementary	Shaughnessy Elementary School	64,704
1	CUMMISKEY	CHRISTIANN	Teacher-Elementary	Shaughnessy Elementary School	78,622
1	ENGLISH	CARA	Teacher-Elementary	Shaughnessy Elementary School	65,456
1	FARRELL-SCHRIBMAN	MARYJO	Teacher-Elementary	Shaughnessy Elementary School	76,308
1	LANZI	KATIE	Teacher-Elementary	Shaughnessy Elementary School	78,622
1	LIVINGSTONE	MEGAN	Teacher-Elementary	Shaughnessy Elementary School	64,704
1	LUBINSKI	CAITLYN	Teacher-Elementary	Shaughnessy Elementary School	59,654
1	MCGONIGLE	KATHERINE	Teacher-Elementary	Shaughnessy Elementary School	58,556
1	NEWELL	JULIE	Teacher-Elementary	Shaughnessy Elementary School	62,604
1	NOLAN	JACLYN	Teacher-Elementary	Shaughnessy Elementary School	71,344
1	REIS	DONNA	Teacher-Elementary	Shaughnessy Elementary School	76,308
1	SHORTSIANITIS	ANDREA	Teacher-Elementary	Shaughnessy Elementary School	75,502
1	VIEIRA	MELISSA	Teacher-Elementary	Shaughnessy Elementary School	58,556
1	WAYNE	JUDITH	Teacher-Elementary	Shaughnessy Elementary School	84,323
1	AVELINO	MONICA	Teacher-Elementary	Washington Elementary School	64,704
1	BRADY	ASHLEY	Teacher-Elementary	Washington Elementary School	70,825
1	BURNS	KARA	Teacher-Elementary	Washington Elementary School	79,373
1	DESHLER	RICHARD	Teacher-Elementary	Washington Elementary School	83,169
1	MCCOY	SUSAN	Teacher-Elementary	Washington Elementary School	80,514
1	PLUNKETT	JENNIFER	Teacher-Elementary	Washington Elementary School	80,035
1	SGOUROS	JOANNE	Teacher-Elementary	Washington Elementary School	83,820
1	SILVA	FILOMENA	Teacher-Elementary	Washington Elementary School	83,820
212					15,754,549

Lowell Public Schools
FY 2017 Staff Salary Book

Positions Listed by
Budget Book Location

FTE	Last Name	First Name	Position	School	2016-17 Salary
1	MACLEAN	DIANE	Teacher-Social Studies	Bartlett Community Partnership	81,265
1	CANTY	BRENDAN	Teacher-Social Studies	Bartlett Community Partnership	47,694
1	SIMPSON	MELISSA	Teacher-ELA-Soc.Studies	Bartlett Community Partnership	82,419
1	TRUDEL	ELIZABETH	Teacher-Math-Soc.Studies	Bartlett Community Partnership	84,931
1	CAROLAN	ANN MARIE	Teacher-Math-Science	Butler Middle School	85,724
1	DOWD	SHARON	Teacher-ELA-Soc.Studies	Butler Middle School	81,928
1	EWING	CHELSEA	Teacher-ELA-Soc.Studies	Butler Middle School	47,694
1	FLORENCE	WILLIAM	Teacher-Math-Science	Butler Middle School	70,825
1	CORCORAN	MARIE	Teacher-Elementary	Bartlett Community Partnership	70,825
1	FREEMAN	KEVIN	Teacher-Math-Science	Butler Middle School	84,931
1	HOFFMAN	TODD	Teacher-ELA-Soc.Studies	Butler Middle School	67,655
1	KELLEY-MUON	MOLLY	Teacher-ELA-Soc.Studies	Butler Middle School	83,039
1	LOPES	FERNANDA	Teacher-Math-Science	Butler Middle School	67,138
1	MCNULTY	BRIDGET	Teacher-ELA-Soc.Studies	Butler Middle School	61,753
1	STELZER	HOWARD	Teacher-Math-Science	Butler Middle School	65,057
1	BEJANIANCE	DONNA	Teacher-ELA-Soc.Studies	Daley Middle School	83,820
1	VACANT	VACANT	Teacher-Math-Science	Daley Middle School	55,000
1	BOUCHER	CATHERINE	Teacher-ELA-Soc.Studies	Daley Middle School	81,928
1	BRIDGES	MARIA	Teacher-Mathematics	Daley Middle School	86,432
1	BRUNELLE	JAMES	Teacher-Math-Science	Daley Middle School	83,820
1	COREA	EDWARD	Teacher-Math-Science	Daley Middle School	79,373
1	JUBINVILLE	ROBIN	Teacher-ELA-Soc.Studies	Daley Middle School	78,213
1	POLLARD	CHERYL	Teacher-ELA-Soc.Studies	Daley Middle School	78,622
1	PRATO	DONNA	Teacher-Math-Science	Daley Middle School	85,724
1	QUIROZ	CARLA	Teacher-Math-Science	Daley Middle School	84,931
1	REIS	CLAIRE	Teacher-Math-Science	Daley Middle School	83,169
1	WHITE GREEN	HEATHER	Teacher-Support	Daley Middle School	80,035
1	PANNETON	MAURA	Teacher-Math-Science	Pyne Arts Magnet School	81,265
1	REYNOLDS	NANCY	Teacher-Math-Science	Pyne Arts Magnet School	90,631
1	TZELIAS	GEORGE	Teacher-ELA-Soc.Studies	Pyne Arts Magnet School	59,308
1	BURKE	VIRGINIA	Teacher-Science	Robinson Middle School	81,265
1	COPPINGER	KIMBERLLY	Teacher-ELA-Soc.Studies	Robinson Middle School	85,724
1	DIEDRICH	JENNIFER	Teacher-Mathematics	Robinson Middle School	64,704
1	EARLY	ANN	Teacher-Mathematics	Robinson Middle School	79,373
1	GRENIER	DAVID	Teacher-ELA-Soc.Studies	Robinson Middle School	79,373
1	LEAHY	ELLEN	Teacher-ELA-Soc.Studies	Robinson Middle School	80,117
1	MACLEOD	SUSAN	Teacher-Mathematics	Robinson Middle School	80,035
1	MAGGIO	GUISEP PINA	Teacher-ELA-Soc.Studies	Robinson Middle School	86,823

Lowell Public Schools
FY 2017 Staff Salary Book

Positions Listed by
Budget Book Location

FTE	Last Name	First Name	Position	School	2016-17 Salary
1	MARSHALL	VIRGINIA	Teacher-Math-Science	Robinson Middle School	81,928
1	RIDDELL	MARY	Teacher-Math-Science	Robinson Middle School	86,823
1	SKREKAS	ELIZABETH	Teacher-Mathematics	Robinson Middle School	72,525
1	SOTO	RAFAEL	Teacher-Social Studies	Robinson Middle School	87,933
1	SZYMANOSKI	CATHRYN	Science Teacher	Robinson Middle School	47,694
1	VACANT	VACANT	Teacher-ELA-Soc.Studies	Robinson Middle School	55,000
1	WATKINS	CATHERINE	Teacher-Mathematics	Robinson Middle School	74,417
1	BARTH	KELLY	Teacher	Stoklosa Middle School	75,031
1	BELLEROSE	HEATHER	Teacher-Math-Science	Stoklosa Middle School	76,730
1	BRUNELAS	GINA	Teacher-ELA	Stoklosa Middle School	72,094
1	GRATTA	MICHAEL	Teacher-ELA-Soc.Studies	Stoklosa Middle School	64,704
1	JEWER	NANCY	Teacher-Mathematics	Stoklosa Middle School	54,351
1	LANGLAIS	SARAH	Teacher-Math-Science	Stoklosa Middle School	78,213
1	MAYNARD	JENNIFER	Teacher-Math-Science	Stoklosa Middle School	79,373
1	MURPHY	KAREN	Teacher-ELA-Soc.Studies	Stoklosa Middle School	78,622
1	PULVERENTI	ROSALIE	Teacher-ELA-Soc.Studies	Stoklosa Middle School	83,820
1	SKREKAS	GEORGIA	Teacher-Social Studies	Stoklosa Middle School	80,514
1	VACANT	VACANT	Teacher-Math-Science	Stoklosa Middle School	55,000
1	ALVES	VITOR	Teacher-Math-Science	Sullivan Middle School	51,405
1	BROADHURST	KIM	Teacher-ELA-Soc.Studies	Sullivan Middle School	78,412
1	GALISPEAU	ASHLEY	Teacher-ELA-Soc.Studies	Sullivan Middle School	70,825
1	GOULD	NICOLE	Teacher-ELA-Soc.Studies	Sullivan Middle School	81,928
1	PUDIL	KATIE	Teacher-English	Pyne Arts Magnet School	57,551
1	HURLEY	GAYL	Teacher-Math-Science	Sullivan Middle School	83,039
1	KINNEY	SHERIANNE	Teacher-Math-Science	Sullivan Middle School	64,704
1	MARTIN	MARTHA	Teacher-ELA-Soc.Studies	Sullivan Middle School	76,730
1	MAY	LAUREN	Teacher-Math-Science	Sullivan Middle School	81,265
1	PIZZANO	KYM	Teacher-Math-Science	Sullivan Middle School	83,039
1	SPOTA LAWTON	SUSAN	Teacher-Math-Science	Sullivan Middle School	58,208
1	TEAGUE	JAMIE	Teacher-ELA-Soc.Studies	Sullivan Middle School	76,730
1	TRAVAGLINI	ELIZABETH	Teacher-ELA-Soc.Studies	Sullivan Middle School	84,931
1	VACANT	VACANT	Teacher-Math Science	Rogers STEM Academy	55,000
1	VACANT	VACANT	Teacher-ELA-Soc.Studies	Rogers STEM Academy	55,000
1	VACANT	VACANT	Teacher-English	Wang Middle School	55,000
1	VACANT	VACANT	Teacher-ELA-Soc.Studies	Wang Middle School	55,000
1	BRUGEL	JESSICA	Teacher-ELA-Soc.Studies	Wang Middle School	79,373
1	BUDRYK	KIMBERLY	Teacher-ELA-Soc.Studies	Wang Middle School	78,622
1	CHASE	SHAWN	Teacher-ELA-Soc.Studies	Wang Middle School	83,820

Lowell Public Schools
FY 2017 Staff Salary Book

Positions Listed by
Budget Book Location

FTE	Last Name	First Name	Position	School	2016-17 Salary
1	CYMBURA	KATHLEEN	Teacher-ELA-Soc.Studies	Wang Middle School	81,928
1	MCMAHON	ERIN	Teacher-ELA-Soc.Studies	Wang Middle School	78,622
1	MOISAKIS	LISA	Teacher-ELA-Soc.Studies	Wang Middle School	77,482
1	COLON	AMILA	Teacher-Mathematics	Wang Middle School	72,525
1	MADDEN	ELIZABETH	Teacher-Mathematics	Wang Middle School	81,265
1	MAGUIRE	JILLIAN	Teacher-Mathematics	Wang Middle School	77,482
1	MERLINO	PAMELA	Teacher-Mathematics	Wang Middle School	76,308
1	BRENNAN	FRANK	Teacher-Science	Wang Middle School	76,730
1	KING	JOHN	Teacher-Science	Wang Middle School	78,412
85					6,328,671

Lowell Public Schools
FY 2017 Staff Salary Book

Positions Listed by
Budget Book Location

FTE	Last Name	First Name	Position	School	2016-17 Salary
1	SEKULA	DIANE	Teacher-ESL	Bailey Elementary School	63,451
1	COFFEY	DEIRDRE	Teacher-Support ESL	Butler Middle School	79,373
1	GOODICK	MELINDA	Teacher-Sppt Content-ELL	Butler Middle School	83,169
1	ORMAN	JILLIAN	Teacher-Support ESL	Butler Middle School	78,337
1	VACANT	VACANT	Teacher-ELL	Butler Middle School	55,000
1	BURROWS	CAROLINE	Teacher-ELL	Daley Middle School	47,694
1	ALRAWY	ZEENA	Teacher-ELL-Math	Lowell High School	51,900
1	SOUSA	AIMEE	Teacher-Sppt Content-ELL	Daley Middle School	81,265
1	MARTIN	AMANDA	Teacher-Sppt Content-ELL	Greenhalge Elementary School	75,783
1	WILLIAMSON	ELAINE	Teacher-Sppt Content-ELL	Greenhalge Elementary School	82,419
1	BELL	COURTNEY	Teacher-ELA	LHS Career Academy	51,405
1	VACANT	VACANT	Teacher-ELL	Lincoln Elementary School	55,000
1	CHEN	LIPING	Teacher-ELL	Lincoln Elementary School	64,704
1	BARRETT	JANICE	Teacher-ESL	Lowell High School	81,265
1	BRENNAN	MATTHEW	Teacher-ESL	Lowell High School	76,730
1	COLON	KRISTEN	Teacher-ESL	Lowell High School	84,931
1	GARABEDIAN-BARR	PAULA	Teacher-ESL	Lowell High School	86,823
1	GALVIN	LORI	Teacher-ELL	McAuliffe Elementary School	54,351
1	KEHOE	ERIN	Teacher-ELL-Math	Lowell High School	80,035
1	KENNEDY	MARGARET	Teacher-ELL	Lowell High School	70,825
1	LANDER	JESSICA	Teacher-ELA-Soc.Studies	Lowell High School	58,556
1	VACANT	VACANT	Teacher	MCAvinnue Elementary School	55,000
1	MARKS	SHELLY	Teacher-Support ESL	McAvinnue Elementary School	83,820
1	RYDER	PRISCILLA	Teacher-ELL	McAvinnue Elementary School	67,655
1	GILL	LINDSEY	Teacher-ELL	Moody Elementary School	47,694
1	CASEY	KAREN	Teacher-Cont Lang & Literacy	Morey Elementary School	81,341
1	VACANT	VACANT	Teacher ELL	Murkland Elementary School	55,000
1	DRINAN	KATHLEEN	Teacher-Sppt Content-ELL	Murkland Elementary School	78,622
1	PAPANASTASIOU	DENISE	Teacher-Sppt Content-ELL	Pyne Arts Magnet School	83,820
1	RADZIK	CHRISTOPHER	Teacher-ESL	Lowell High School	84,931
1	RICHARDS	KATHRYN	Teacher-ELL	Lowell High School	61,753
1	SULLIVAN	ARACELIS	Teacher-ELL-Math	Lowell High School	85,724
1	HINOJOSA	SEAN	Teacher-Sppt Content-ELL	Reilly Elementary School	62,504
1	ELLIOTT- CARBONNEAU	CAROLYN	ELL Resource	Reilly Elementary School	76,730
1	CLARK	LAUREN	Teacher-ELL	Reilly Elementary School	76,730
1	VACANT	VACANT	Teacher-ELL	Reily Elementary School	55,000
1	VACANT	VACANT	Teacher-ELL	Lowell High School	55,000
1	VERZONE	JACQUELINE	Teacher-ELA-Science	Lowell High School	51,405

Lowell Public Schools
FY 2017 Staff Salary Book

Positions Listed by
Budget Book Location

FTE	Last Name	First Name	Position	School	2016-17 Salary
1	BISHOP	DOUGLAS	Teacher-Support ESL	Robinson Middle School	83,820
1	HOLMES	SARAH	Teacher-ELL	Robinson Middle School	71,344
1	VACANT	VACANT	Teacher-ELL	Robinson Middle School	55,000
1	VACANT	VACANT	Teacher-ELL	Rogers STEM Academy	55,000
1	ATHAYDE	MARIANA	Teacher-ELL	Rogers STEM Academy	58,556
1	WHALEN	PAULA	Teacher-ELL	Lowell High School	63,451
1	FLEURY	HOLLY	Teacher-ELL	Rogers STEM Academy	57,551
1	MAYO	JENNIFER	Teacher-Sppt Content-ELL	Shaughnessy Elementary School	77,482
1	BANNERMAN	JULIE	Teacher-ELL	Stoklosa Middle School	47,694
1	WOO	AMY	Teacher-ELL	Lowell High School	75,031
1	BARLOW	TIFFANY	Teacher-ELL	Stoklosa Middle School	47,694
1	ESCHMANN	KRISTEN	Teacher-ELL	Stoklosa Middle School	84,931
1	HONG-TITH	VYADA	Teacher-ELL	Stoklosa Middle School	84,323
1	VACANT	VACANT	Teacher-ELL	Sullivan Middle School	55,000
1	ZEMETRES	JULIA ISABEL	Teacher-ESL	Lowell High School	81,928
1	BLASINI	CARMEN	Teacher-Sppt Content-ELL	Sullivan Middle School	82,419
1	CABRERA DE SOTO	ALTAGRACIA	Teacher-Sppt Content-ELL	Sullivan Middle School	89,826
1	PAOLILLO	KRISTY	Teacher-Sppt Content-ELL	Sullivan Middle School	78,622
1	BERGH	CATHERINE	Teacher-Support ESL	Wang Middle School	80,035
1	GIORDANO	CHRISTOPHER	Teacher-Sppt Content-ELL	Wang Middle School	67,655
1	PENNEY	ELIZABETH	Teacher-Support ESL	Wang Middle School	64,704
1	THOMPSON	EMILY	Teacher-Sppt Content-ELL	Wang Middle School	78,622
60					4,166,433

Lowell Public Schools
FY 2017 Staff Salary Book

Positions Listed by
Budget Book Location

FTE	Last Name	First Name	Position	School	2016-17 Salary
1	VACANT	VACANT	Math Resource	Bailey Elementary School	55,000
1	AGUIAR	TARA	Math Resource	Bartlett Community Partnership	80,035
1	GALVIN	AMY	Teacher-Mathematics	Bartlett Community Partnership	54,351
1	PERKINS	JARED	Teacher-Mathematics	Bartlett Community Partnership	58,556
1	VACANT	VACANT	Teacher-Mathematics	Bridge Program	46,990
1	DESOUZA	VALTER	Teacher-Math-Science	Butler Middle School	83,820
1	GUERRIERO	AMY	Teacher-Mathematics	Butler Middle School	77,482
1	KABRIEL	ELIZABETH	Teacher-Mathematics	Butler Middle School	76,730
1	PAPPALARDO	CHRISTINA	Teacher-Mathematics	Butler Middle School	67,138
1	OLDFIELD	ALEX	Teacher-Mathematics	Cardinal O'Connell - McHugh Alternative	51,405
1	ONEIL	CHRISTOPHER	Teacher-Math-Science	Cardinal O'Connell - McHugh Alternative	76,730
1	FARRELL-CONDON	COLLEEN	Math Resource	Daley Middle School	76,730
1	JEPSON	RACHAEL	Teacher-Mathematics	Daley Middle School	80,035
1	NGUYEN	TODD	Teacher-Mathematics	Daley Middle School	81,265
1	SKREKAS	JAMES	Teacher-Mathematics	Daley Middle School	78,213
1	TROUTT	TERRY	Teacher-Sppt Content Inst	Daley Middle School	79,373
1	VACANT	VACANT	Teacher-Mathematics	Daley Middle School	60,000
1	FLANDERS	JOY	Math Resource	Greenhalge Elementary School	82,419
1	DELROSSI	EILEEN	Teacher-Math-Science	Leblanc Therapeutic Day School	75,783
1	LITTLEFIELD	RUSSELL	Teacher-Mathematics	LHS Career Academy	47,694
1	ONEIL	GREGORY	Teacher-Mathematics	LHS Career Academy	72,525
1	AHERN	JODI	Teacher-Mathematics	Lowell High School	83,820
1	BALAS	ELAINE	Teacher-Mathematics	Lowell High School	76,308
1	BATURIN	ANNA	Teacher-Mathematics	Lowell High School	47,694
1	BELLEROSE	STEPHANIE	Teacher-Mathematics	Lowell High School	47,694
1	BOLIANITES	CHARLES	Teacher-Mathematics	Lowell High School	85,073
1	BOUTSELIS	BOPHA	Teacher-Mathematics	Lowell High School	67,655
1	CARR	DELANEY	Teacher-Mathematics	Lowell High School	51,900
1	CHACE	LAURA	Teacher-Mathematics	Lowell High School	76,730
1	CREEGAN	PAUL	Teacher-Mathematics	Lowell High School	78,622
1	EARLEY	KRISTA	Teacher-Mathematics	Lowell High School	88,727
1	FERREIRA	ADAM	Teacher-Mathematics	Lowell High School	61,753
1	FERREIRA	LENA	Teacher-Mathematics	Lowell High School	80,035
1	HARTY	KATHLEEN	Teacher-Mathematics	Lowell High School	76,730
1	HOR	SAMNANG	Teacher-Mathematics	Lowell High School	72,928
1	JARVIS	STEPHEN	Teacher-Mathematics	Lowell High School	81,928
1	LEIGHTON	KIMBERLY	Teacher-Mathematics	Lowell High School	51,405
1	MCGEOWN	ELAINE	Teacher-Mathematics	Lowell High School	86,823

Lowell Public Schools
FY 2017 Staff Salary Book

Positions Listed by
Budget Book Location

FTE	Last Name	First Name	Position	School	2016-17 Salary
1	MEYER	VIRGINIA	Teacher-Mathematics	Lowell High School	86,823
1	MICHAUD	DENNIS	Teacher-Mathematics	Lowell High School	84,342
1	MORASSE	PATRICK	Teacher-Mathematics	Lowell High School	80,035
1	OEUR	THY	Teacher-Mathematics	Lowell High School	83,820
1	PATTERSON	TIMOTHY	Teacher-Mathematics	Lowell High School	76,730
1	ROSSETTI	NICHOLAS	Teacher-Mathematics	Lowell High School	47,694
1	SANTARPIO	KRISANNE	Teacher-Mathematics	Lowell High School	86,823
1	SMULLIGAN	JOHN	Teacher-Mathematics	Lowell High School	76,730
1	SULLIVAN	MAURA	Teacher-Mathematics	Lowell High School	70,825
1	SWEENEY	PAULA	Teacher-Mathematics	Lowell High School	88,727
1	TRIPATHI	NEETI	Teacher-Mathematics	Lowell High School	64,704
-1	VACANT	VACANT	Teacher-Mathematics	Lowell High School	(55,000)
1	PEARLMUTTER	NILI	Math Resource	McAvinnue Elementary School	67,655
1	MCDONOUGH	GEOFFREY	Teacher-Mathematics	Morey Elementary School	76,730
1	SLIPP	RACHEL	Math Resource	Murkland Elementary School	80,035
1	VACANT	VACANT	Math Resource	Pawtucketville Memorial Elementary School	55,000
1	CRAWFORD-RIVERA	AUDREY	Math Resource	Pyne Arts Magnet School	65,553
1	BUCKLEY	MARK	Teacher-Mathematics	Robinson Middle School	64,704
1	LOSCHKY	ALTHEA	Teacher-Mathematics	Robinson Middle School	61,753
1	MOTTOLA	KIM-SOO	Math Resource	Robinson Middle School	76,730
1	NUCEFORA	JESSICA	Teacher-Mathematics	Robinson Middle School	76,730
1	OLSEN	HILARY	Teacher-Mathematics	Robinson Middle School	67,655
1	RAMOS	ERIKA	Teacher-Mathematics	Robinson Middle School	68,009
1	SCIACCA	PATRICIA	Teacher-Mathematics	Robinson Middle School	64,704
1	SHEA	MARISA	Teacher-Mathematics	Robinson Middle School	47,694
1	WATSON	ZACHARY	Teacher-Mathematics	Robinson Middle School	47,694
1	BROWN	SARAH	Math Resource	Shaughnessy Elementary School	80,035
1	BUSTA	BRENDA	Math Resource	Stoklosa Middle School	88,727
1	CARAVOULIAS	BRAD	Teacher-Mathematics	Stoklosa Middle School	54,351
1	DUNBAR	MEGHAN	Teacher-Mathematics	Stoklosa Middle School	75,031
1	LIM	CHINSAN	Teacher-Mathematics	Stoklosa Middle School	83,820
1	MORETTI	MICHAEL	Teacher-Mathematics	Stoklosa Middle School	81,928
1	ROPER	CAM	Teacher-Mathematics	Stoklosa Middle School	51,405
1	CLOUGH	CATHERINE	Math Resource	Sullivan Middle School	80,316
1	MCCARTHY	KATHLEEN	Teacher-Mathematics	Sullivan Middle School	67,655
1	ONEILL	ANGELA	Teacher-Math-Science	Sullivan Middle School	77,482
1	ST ONGE	DIANE	Teacher-Mathematics	Sullivan Middle School	78,337
1	TRAINOR	MARK	Teacher-Mathematics	Sullivan Middle School	76,730

Lowell Public Schools
FY 2017 Staff Salary Book

Positions Listed by
Budget Book Location

FTE	Last Name	First Name	Position	School	2016-17 Salary
1	VALLIERE	KEITH	Teacher-Mathematics	Sullivan Middle School	77,482
1	COLE	KAREN	Teacher-Mathematics	Wang Middle School	76,730
1	LAURO	AMY	Teacher-Mathematics	Wang Middle School	76,730
1	MACKENZIE	MARYLOU	Teacher-Mathematics	Wang Middle School	83,039
1	MOSLEY	CYNTHIA	Teacher-Mathematics	Wang Middle School	77,482
1	SANTY	MATTHEW	Teacher-Mathematics	Wang Middle School	76,730
1	VACANT	VACANT	Teacher-Mathematics	Wang Middle School	55,000
1	SHELTON	MARTHA	Math Resource	Washington Elementary School	83,039
82					5,893,047

Lowell Public Schools
FY 2017 Staff Salary Book

Positions Listed by
Budget Book Location

FTE	Last Name	First Name	Position	School	2016-17 Salary
1	BADESSA	RUSSELL	Teacher-Science	Bartlett Community Partnership	63,451
1	VACANT	VACANT	Teacher-Science	Bridge Program	48,014
1	ADAMS	PATRICIA	Teacher-Science	Butler Middle School	84,931
1	JORDAN	EMILIA	Teacher-Science	Butler Middle School	76,730
1	MCPHILLIPS	PAULA	Teacher-Science	Cardinal O'Connell - McHugh Alternative	79,373
1	DOWNEY	MARSHA	Teacher-Science	Daley Middle School	79,373
1	LEWIS	J. JASON	Teacher-Science	Daley Middle School	78,622
1	WALLACE	SUSAN	Teacher-Science	Daley Middle School	84,357
1	CLINTON	CHRISTOPHER	Teacher-Science	LHS Career Academy	70,959
1	CAVIGNANO	TRICIA	Teacher-Biology	Lowell High School	86,823
1	DOMINQUEZ	ESTEBAN	Teacher-Science	Lowell High School	86,823
1	DUNHAM	KEVIN	Teacher-Biology	Lowell High School	83,431
1	EDDY	BARBARA	Teacher-Chemistry	Lowell High School	81,928
1	GONZALEZ	KIMBERLY	Teacher-Biology	Lowell High School	77,482
1	HUGHES	SCOTT	Teacher-Science	Lowell High School	79,373
1	IARRAPINO	ANTHONY	Teacher	Lowell High School	80,035
1	JUMPER	WILLIAM	Teacher-Physics	Lowell High School	86,041
1	LUONG-BRIDGELAND	VAN	Teacher-Chemistry	Lowell High School	74,417
1	MCANANEY	KILLIAN	Teacher-Biology	Lowell High School	72,525
1	MONTBLEAU	EILEEN	Teacher-Science	Lowell High School	90,631
1	MONTEMURRO	ALISON	Teacher-Biology	Lowell High School	67,138
1	NEGRON	ALICIA	Teacher-Science	Lowell High School	47,694
1	NEKRASZ	DOUGLAS	Teacher-Physics	Lowell High School	64,704
1	PLOURDE	DENNIS	Teacher-Science	Lowell High School	78,622
1	PRENTICE	HYACINTH	Teacher-Science	Lowell High School	84,931
1	RASMUSSEN	ROBERT	Teacher-Biology	Lowell High School	87,933
1	SELVAGGIO	STEPHANIE	Teacher-Biology	Lowell High School	86,432
1	SILVERBERG	JASON	Teacher-Chemistry	Lowell High School	65,553
1	SPENCER	JUSTIN	Teacher-Biology	Lowell High School	74,626
1	STAMATOYANAKIS	GEORGE	Teacher-Science	Lowell High School	90,631
1	STEINBERG	EMILY	Teacher-Biology	Lowell High School	79,373
1	URBAN	KAITLIN	Teacher-Biology	Lowell High School	67,655
1	VERZONE	SALLY	Teacher-Chemistry	Lowell High School	81,928
1	VILCANS	MEGAN	Teacher-Biology	Lowell High School	51,900
1	WHITT	GREGORY	Teacher-Biology	Lowell High School	54,351
1	WINWARD	MARA	Teacher-Biology	Lowell High School	61,753
1	WOODWARD	ANNE	Teacher-Chemistry	Lowell High School	89,826
1	SANBORN	KELLY	Teacher-Science	Robinson Middle School	76,730

Lowell Public Schools
FY 2017 Staff Salary Book

Positions Listed by
Budget Book Location

FTE	Last Name	First Name	Position	School	2016-17 Salary
1	SHERMAN	DANIELLE	Teacher-Science	Robinson Middle School	64,864
1	HENNESSEY	JOYCE	Teacher-Science	Rogers STEM Academy	78,622
1	ALMEIDA	LINDA	Teacher-Math-Science	Stoklosa Middle School	80,117
1	CARPENTER	ANN	Teacher-Science	Stoklosa Middle School	84,931
1	COX	REBECCA	Teacher-Science	Stoklosa Middle School	81,928
1	MACLEOD	KIRSTEN	Teacher-Science	Stoklosa Middle School	79,373
1	OUNG	VONG	Teacher-Sppt Content Inst	Stoklosa Middle School	80,514
1	MANGAN	JAMES	Teacher-Math-Science	Sullivan Middle School	71,066
1	MURPHY	JENNY	Teacher-Science	Sullivan Middle School	81,928
1	SINHA	JAYA	Teacher-Science	Sullivan Middle School	76,730
1	POTTER	SCOTT	Teacher-Science	Wang Middle School	59,654
1	SHUGRUE	WILLIAM	Teacher-Science	Wang Middle School	80,035
1	THEBERGE	DAWN	Teacher-Science	Wang Middle School	80,035
51					3,876,896

Lowell Public Schools
FY 2017 Staff Salary Book

Positions Listed by
Budget Book Location

FTE	Last Name	First Name	Position	School	2016-17 Salary
1	WILKINS	KARA	Teacher-Social Studies	Bartlett Community Partnership	75,031
1	ANSARA	KATHERINE	Teacher-Social Studies	Lowell High School	81,265
1	UNDERHILL MILLS	LAUREN	Teacher-Social Studies	Butler Middle School	68,405
1	VACANT	VACANT	Teacher-Social Studies	Butler Middle School	60,000
1	RICHARDS	PAMELA	Teacher-ELA-Soc.Studies	Cardinal O'Connell - McHugh Alternative	81,928
1	HOLLAND	LINDA	Teacher-Social Studies	Daley Middle School	84,931
1	MIRANDA	KAREN	Teacher-Social Studies	Daley Middle School	72,525
1	TINGAS	AVA	Teacher-Social Studies	Daley Middle School	83,820
1	HARTIGAN	JENNIFER	Teacher-Social Studies	LHS Career Academy	74,417
1	HOLLOWAY	LAUREN	Teacher-ELA-Soc.Studies	Daley Middle School	61,753
1	BIENVENUE	ANN	Teacher-Social Studies	Lowell High School	83,820
1	CALLAHAN	JAMES	Teacher-Social Studies	Lowell High School	83,039
1	CAREY	JENNIFER	Teacher-Social Studies	Lowell High School	83,169
1	CASEY	DAVID	Teacher-Social Studies	Lowell High School	76,730
1	COLLOCA	LISA	Teacher-Social Studies	Lowell High School	86,823
1	COMEAU	PHILIP	Teacher-Social Studies	Lowell High School	81,265
1	COSTELLO	DEBBIE	Teacher-Social Studies	Lowell High School	80,035
1	CROWE	MICHAEL	Teacher-Social Studies	Lowell High School	78,622
1	CULLEN	MARK	Teacher-Social Studies	Lowell High School	79,373
1	FILLMORE	ROBERTA	Teacher-Social Studies	Lowell High School	78,622
1	GALLAGHER	GLEN	Teacher-Social Studies	Lowell High School	64,704
1	HANLON	DANIEL	Teacher-Social Studies	Lowell High School	81,265
1	JARACZ	EDWARD	Teacher-Social Studies	Lowell High School	72,525
1	JUSSAUME	JOSEPH	Teacher-Social Studies	Lowell High School	87,933
1	KEEFE	RYAN	Teacher-Social Studies	Lowell High School	77,482
1	MCCABE	JAMES	Teacher-Social Studies	Lowell High School	81,928
1	MORALES	KERRI	Teacher-Social Studies	Lowell High School	74,417
1	MURPHY	DANIEL	Teacher-Social Studies	Lowell High School	72,525
1	OLOUGHLIN	RICHARD	Teacher-Social Studies	Lowell High School	92,766
1	PIGEON	KARA	Teacher-Social Studies	Lowell High School	83,039
1	PIGEON	RITA	Teacher-Social Studies	Lowell High School	88,727
1	SELVAGGIO	CHRISTOPHER	Teacher-Social Studies	Lowell High School	85,724
1	SHECKMAN	BRYAN	Teacher-Social Studies	Lowell High School	72,094
1	SZECSKAS	STEPHEN	Teacher-Social Studies	Lowell High School	77,482
1	NEAGLE	MICHAEL	Teacher-Social Studies	Pyne Arts Magnet School	81,341
1	DUGGAN	BRYAN	Teacher-Social Studies	Robinson Middle School	57,551
1	CHAPUT	ESTELLE	Teacher-Social Studies	Stoklosa Middle School	78,622
1	DOLLIVER	KYLE	Teacher-Social Studies	Stoklosa Middle School	51,405

Lowell Public Schools
FY 2017 Staff Salary Book

Positions Listed by
Budget Book Location

FTE	Last Name	First Name	Position	School	2016-17 Salary
1	DASILVA	ANABELA	Teacher-Social Studies	Sullivan Middle School	81,265
1	KRAFT	NATHANIEL	Teacher-Social Studies	Sullivan Middle School	61,862
1	CALLAHAN	RICHARD	Teacher-Social Studies	Wang Middle School	47,694
1	CLARK	KATHRYN	Teacher-Social Studies	Wang Middle School	83,820
1	PALMER	MATTHEW	Teacher-Social Studies	Wang Middle School	71,066
1	VACANT	VACANT	Teacher-Social Studies	Bridge Program	59,045
44					3,341,855

Lowell Public Schools
FY 2017 Staff Salary Book

Positions Listed by
Budget Book Location

FTE	Last Name	First Name	Position	School	2016-17 Salary
1	AMEDURI	JEANNINE	Teacher-Foreign Language	Lowell High School	71,344
1	ARHUIDESE	RAPHAEL	Teacher-Foreign Language	Lowell High School	70,959
1	ARWE	MICHAEL	Teacher-Foreign Language	Lowell High School	87,933
1	BOOTS-EBENFIELD	ROBIN	Teacher-Foreign Language	Lowell High School	85,073
1	DE CARVALHO	JULIO	Teacher-Foreign Language	Lowell High School	89,826
1	DELGADO	AMARILIS	Teacher-Foreign Language	Lowell High School	78,622
1	DONAGHEY	WILLIAM	Teacher-Foreign Language	Lowell High School	84,323
1	DURKIN	KATHLEEN	Teacher-Foreign Language	Lowell High School	81,265
1	DYSON	MARY	Teacher-Foreign Language	Lowell High School	76,308
1	KOWALSKI	EVA	Teacher-Foreign Language	Lowell High School	91,730
1	MAIA	PHILIP	Teacher-Foreign Language	Lowell High School	87,628
1	PRAK	CHENDA	Teacher-Foreign Language	Lowell High School	70,825
1	PRUM	SENG	Teacher-Foreign Language	Lowell High School	78,213
1	QUILES	RAFAEL	Teacher-Foreign Language	Lowell High School	70,825
1	SMITH	ERICA	Teacher-Foreign Language	Lowell High School	78,622
1	SO	PAN	Teacher-Foreign Language	Lowell High School	84,323
1	VACANT	VACANT	Teacher-Foreign Language	Lowell High School	55,000
17					1,342,819

Lowell Public Schools
FY 2017 Staff Salary Book

Positions Listed by
Budget Book Location

FTE	Last Name	First Name	Position	School	2016-17 Salary
1	COTE	KATHLEEN	Teacher-Cont Lang & Literacy	Bailey Elementary School	70,825
1	APOSTOLOS	ELENA	Teacher-English	Lowell High School	81,341
1	LEBLANC	CHANTAL	Teacher-ELA	Bartlett Community Partnership	51,900
1	LUCAS	LAUREN	Teacher-Cont Lang & Literacy	Bartlett Community Partnership	75,031
1	RZEPALA	MARTHA	Teacher-ELA-Science	Bartlett Community Partnership	74,626
1	DOOLE	REBECCA	Teacher-ELA	Butler Middle School	55,609
1	MACDONALD	JENNIFER	Teacher-ELA	Butler Middle School	83,039
1	TAPIA	JINEYDA	Teacher-English	Butler Middle School	67,655
1	LEAVITT	TERRI	Teacher-English	Cardinal O'Connell - McHugh Alternative	72,525
1	VACANT	VACANT	Teacher-English	Cardinal O'Connell - McHugh Alternative	55,000
1	BOHL	CAROLYN	Teacher-ELA	Daley Middle School	76,730
1	HALL	MELISSA	Teacher-ELA-Soc.Studies	Daley Middle School	76,730
1	BAUER	KENDRA	Teacher-English	Lowell High School	81,928
1	BEAUCHESNE	BRIGITTE	Teacher-English	Lowell High School	83,820
1	MCGRATH	ERIN	Teacher-ELA	Daley Middle School	84,931
1	HICKEY	CHRISTOPHER	Teacher-English	LHS Career Academy	76,730
1	MCDONOUGH	GREGORY	Teacher-English	LHS Career Academy	76,730
1	BERARD	DARRIN	Teacher-English	Lowell High School	78,622
1	DAIGLE	ANGELA	Teacher-Sppt Content Inst	Lincoln Elementary School	57,551
1	BUNKARTAS	JEFFREY	Teacher-English	Lowell High School	76,730
1	CARON	LYNDSAY	Teacher-English	Lowell High School	58,556
1	HUBER	DANA	Teacher Reader	Lincoln Elementary School	67,655
1	CENTOLA	STACY	Teacher-English	Lowell High School	77,482
1	CONNELLY	NANCY	Teacher-English	Lowell High School	79,373
1	DESCHENEAX	ERNEST	Teacher-English	Lowell High School	87,628
1	DUBE	KATIE	Teacher-English	Lowell High School	76,730
1	FRANCOEUR	PAUL	Teacher-English	Lowell High School	86,459
1	GABOR	TRICIA	Teacher-English	Lowell High School	80,035
1	GIORDANO	ANTHONY	Teacher-English	Lowell High School	71,344
1	HOFFMAN	JACQUELINE	Teacher-English	Lowell High School	51,900
1	KEEFE	MARK	Teacher-English	Lowell High School	76,730
1	KEEFE	KATHLEEN	Teacher-English	Lowell High School	77,482
1	LEAHY	AMANDA	Teacher-English	Lowell High School	58,556
1	MARTINEZ	MEGAN	Teacher-English	Lowell High School	76,730
1	MURPHY	NANCY	Teacher-English	Lowell High School	86,823
1	NORTHROP	WILLIAM	Teacher-English	Lowell High School	76,730
1	NOCHNUK	MARY ANN	Teacher-Cont Lang & Literacy	McAuliffe Elementary School	92,766
1	PASTRICK	JOHN	Teacher-English	Lowell High School	76,730

Lowell Public Schools
FY 2017 Staff Salary Book

Positions Listed by
Budget Book Location

FTE	Last Name	First Name	Position	School	2016-17 Salary
1	WOOSTER	CHARLENE	Teacher-Cont Lang & Literacy	McAvinnue Elementary School	76,730
1	PAPPATHAN	PATRICIA	Teacher-Cont Lang & Literacy	Moody Elementary School	75,031
1	MYERS	PATRICIA	Teacher-Cont Lang & Literacy	Morey Elementary School	90,631
1	RILEY	SUZANNE	Teacher-English	Lowell High School	77,482
1	SCHULTZ	KRISTEN	Teacher-ELA	Lowell High School	70,825
1	BEAUVAIS	KATHY	Teacher-Sppt Content Inst	Murkland Elementary School	85,073
1	SIMMONS	DANIEL	Teacher-English	Lowell High School	72,525
1	DESMARAIS	ROXANNE	Teacher-Cont Lang & Literacy	Murkland Elementary School	75,783
1	BOUZAN	MAUREEN	Teacher-Cont Lang & Literacy	Pawtucketville Memorial Elementary School	51,405
1	STANFORD	DEANNA	Teacher-English	Lowell High School	76,730
1	SUNDERLAND	DENISE	Teacher-Sppt Content Inst	Pawtucketville Memorial Elementary School	85,724
1	KERR	DEBORAH	Teacher-Cont Lang & Literacy	Pyne Arts Magnet School	80,514
1	MAGNUSON	JEFFREY	Teacher-ELA-Soc.Studies	Pyne Arts Magnet School	51,405
1	HARLAND	MICHELLE	Teacher-Cont Lang & Literacy	Reilly Elementary School	80,035
1	VACANT	VACANT	Teacher-English	Lowell High School	55,000
1	DESROCHES	MELISSA	Teacher-ELA	Robinson Middle School	58,556
1	MCKENNA	SIOBHAN	Teacher-English	Robinson Middle School	55,609
1	MORAN	CAROLYN	Teacher-English	Robinson Middle School	71,344
1	MURPHY	DEBORAH	Teacher-English	Robinson Middle School	67,655
1	SARGENT	DANIEL	Teacher-ELA	Robinson Middle School	60,500
1	STEC	JILL	Teacher-ELA	Robinson Middle School	77,482
1	WALSH	KRISTEN	Teacher	Robinson Middle School	55,609
1	VOLANTE	KRISTIE	Teacher-English	Lowell High School	76,730
1	BRUNELAS	CHERYL	Teacher-ELA	Stoklosa Middle School	86,823
1	THEMELIS	KIMBERLY	Teacher-ELA	Robinson Middle School	79,373
1	CONNERS	PHILIP	Teacher-ELA	Stoklosa Middle School	76,730
1	CYR	STEVEN	Teacher-ELA-Soc.Studies	Stoklosa Middle School	84,323
1	WILLIAMS	PATRICIA	Teacher-ELA	Lowell High School	55,609
1	HARDING	GEORGE	Teacher-ELA-Soc.Studies	Stoklosa Middle School	78,213
1	MOSHIER	EMILY	Teacher-ELA	Stoklosa Middle School	61,753
1	ROWSSELL	LISA	Teacher-ELA	Stoklosa Middle School	78,412
1	JOHNSON	DEBORAH	Teacher-ELA	Sullivan Middle School	71,344
1	KISIEL	DIANE	Reading Resource	Sullivan Middle School	77,482
1	MCCARTHY	LYNNE	Teacher-ELA	Sullivan Middle School	86,823
1	MCDONALD	MELISSA	Teacher-ELA	Sullivan Middle School	73,965
1	MEUSE	KRISTY	Reading Resource	Sullivan Middle School	78,622
1	ROTHSCHILD	KAREN	Teacher-ELA	Sullivan Middle School	80,117
1	SMITH	PATRICIA	Teacher-ELA	Sullivan Middle School	72,525

Lowell Public Schools
FY 2017 Staff Salary Book

Positions Listed by
Budget Book Location

FTE	Last Name	First Name	Position	School	2016-17 Salary
1	MORIARTY	KATIE	Teacher-ELA	Wang Middle School	75,031
1	ROBINSON	PATRICIA	Teacher-Reading	Wang Middle School	81,265
1	ROY	JOLANE	Teacher-ELA	Wang Middle School	82,253
1	SILVA	STEPHEN	Teacher-ELA	Wang Middle School	64,704
1	COMTOIS	MARCIE	Teacher-Cont Lang & Literacy	Washington Elementary School	75,783
1	VACANT	VACANT	Teacher-ELA	Bridge Program	50,447
1	VACANT	VACANT	Teacher-ELA	Bridge Program	51,329
83					6,069,066

Lowell Public Schools
FY 2017 Staff Salary Book

Positions Listed by
Budget Book Location

FTE	Last Name	First Name	Position	School	2016-17 Salary
1	FERRI	STEPHEN	Teacher-Business Ed	Lowell High School	79,373
1	MCCABE	MICHAEL	Teacher-Business Ed	Lowell High School	76,308
1	MCNAMARA	JILL	Teacher-Business Ed	Lowell High School	86,823
1	TAYLOR	JACQUELINE	Teacher-Business Ed	Lowell High School	81,928
1	TAYLOR	WAYNE	Teacher-Business Ed	Lowell High School	55,205
5					379,637

Lowell Public Schools
FY 2017 Staff Salary Book

Positions Listed by
Budget Book Location

FTE	Last Name	First Name	Position	School	2016-17 Salary
1	FRANCOEUR	PAUL	Teacher Suspension In House	Lowell High School	61,753
1	MCLEOD	MICHAEL	Teacher Suspension In House	Lowell High School	67,655
2					129,408

Lowell Public Schools
FY 2017 Staff Salary Book

Positions Listed by
Budget Book Location

FTE	Last Name	First Name	Position	School	2016-17 Salary
1	OUNG	VONG	Teacher-Native Speaker	Stoklosa Middle School	80,514

Lowell Public Schools
FY 2017 Staff Salary Book

Positions Listed by
Budget Book Location

FTE	Last Name	First Name	Position	School	2016-17 Salary
1	ARUTUNIAN	CAROL	Paraprofessional	Bailey Elementary School	24,462
1	BAKER	AMANDA	Paraprofessional	Bailey Elementary School	25,058
1	DRAPER	SUSAN	Paraprofessional	Bailey Elementary School	34,052
1	FORTIER	SUSAN	Paraprofessional	Bailey Elementary School	30,790
-1	VACANT	VACANT	Paraprofessional	Bailey Elementary School	(25,000)
1	MACINNIS	KRISTINE	Paraprofessional	Bailey Elementary School	24,462
1	NOLAN	PAMELA	Paraprofessional	Bailey Elementary School	27,355
1	PROVOST	AMY	Paraprofessional	Bailey Elementary School	32,179
1	RAVICHANDRA	KOUSALYA	Paraprofessional	Bailey Elementary School	25,187
1	RODRIGUEZ	GUSTAVO	Paraprofessional	Bailey Elementary School	27,355
1	ROSA	DENNIS	Paraprofessional	Bailey Elementary School	33,012
1	SNEAD	JOANN	Paraprofessional	Bailey Elementary School	21,545
1	AGOSTO	BERNADETTE	Paraprofessional	Bartlett Community Partnership	33,289
1	BROGAN	PATRICIA	Paraprofessional	Bartlett Community Partnership	33,218
1	JONES	DOREEN	Paraprofessional-PK	Bartlett Community Partnership	29,958
1	LORD	BARBARA	Paraprofessional	Bartlett Community Partnership	29,958
1	LUNN	LINDA	Paraprofessional	Bartlett Community Partnership	24,645
1	MISTRY	AMITA	Paraprofessional-PK	Bartlett Community Partnership	30,878
1	ROMAN	MARLENE	Paraprofessional	Bartlett Community Partnership	23,998
-1	VACANT	VACANT	Paraprofessional	Bartlett Community Partnership	(25,000)
1	CHHIM	DOUNGSEREY	Paraprofessional-ESL	Butler Middle School	33,983
1	COLON	GERALDYNE	Paraprofessional	Butler Middle School	33,983
1	HORM	THYDA	Paraprofessional	Butler Middle School	31,554
1	PAQUIN-MARQUEZ	MARY	Paraprofessional	Butler Middle School	29,958
1	ROCHELEAU	AUBREY	Paraprofessional-ELL	Butler Middle School	27,355
1	TANGUAY	KAREN	Paraprofessional	Butler Middle School	31,554
1	AL-MOAZAN	NAHLA	Paraprofessional	Daley Middle School	25,058
1	CREGG	ELLEN	Paraprofessional-ESL	Daley Middle School	32,388
1	SHERMAN	LINDA	Paraprofessional	Daley Middle School	20,697
1	TEAGUE	PATRICIA	Paraprofessional-ELL	Daley Middle School	30,790
1	THOMAS	EMELINE	Paraprofessional	Daley Middle School	25,058
1	BERARD	SUSAN	Paraprofessional	Greenhalge Elementary School	33,843
1	DILLON	LAURA	Paraprofessional-Title I	Greenhalge Elementary School	25,058
1	FARLEY	KRISTIN	Paraprofessional	Greenhalge Elementary School	23,735
1	FLOOD	ROSELYN	Paraprofessional	Greenhalge Elementary School	29,958
1	LAWLOR	LOYCE	Paraprofessional	Greenhalge Elementary School	27,355
1	MCGRATH	CHRISTA	Paraprofessional	Greenhalge Elementary School	33,289
1	MCLAUGHLIN	MICHELE	Paraprofessional	Greenhalge Elementary School	21,806

Lowell Public Schools
FY 2017 Staff Salary Book

Positions Listed by
Budget Book Location

FTE	Last Name	First Name	Position	School	2016-17 Salary
1	NOTINI	EMMA	Paraprofessional	Greenhalge Elementary School	27,355
1	SACHETTA	SUSAN	Paraprofessional	Greenhalge Elementary School	31,622
1	THOMPSON	STEPHANIE	Paraprofessional	Greenhalge Elementary School	27,355
1	VACANT	VACANT	Paraprofessional	Greenhalge Elementary School	25,000
1	SHEPARD	MATTHEW	Paraprofessional	Leblanc Therapeutic Day School	25,732
1	SMITH	LUZ	Paraprofessional	Leblanc Therapeutic Day School	28,623
1	BACCAM	PHOUNGEUNE	Paraprofessional	Lincoln Elementary School	33,774
1	COTE	DEBRA	Paraprofessional	Lincoln Elementary School	33,150
1	LANDRY	GAYLE	Paraprofessional	Lincoln Elementary School	34,815
1	RYAN	PATRICIA	Paraprofessional	Lincoln Elementary School	33,218
1	SILVA	ANA	Paraprofessional	Lincoln Elementary School	33,218
1	TOOMAJANIAN	DIANE	Paraprofessional	Lincoln Elementary School	29,958
1	SYED	SAJADA	Paraprofessional-ELL	Lowell High School	33,289
1	BAILEY	RHONDA	Paraprofessional	McAuliffe Elementary School	20,340
1	BEDFORD	JOSHLYN	Paraprofessional	McAuliffe Elementary School	25,058
1	BOWEN	RACHEL	Paraprofessional	McAuliffe Elementary School	27,355
1	BURGESS-MACINTOSH	KATE	Paraprofessional	McAuliffe Elementary School	27,355
1	DEJESUS	ZAIDA	Paraprofessional	McAuliffe Elementary School	20,697
1	DELACRUZ	YOLANDA	Para-Bilingual	McAuliffe Elementary School	35,649
1	KILLGREN	CHERYL	Paraprofessional	McAuliffe Elementary School	29,954
1	SARGENT	CAROLE	Paraprofessional	McAuliffe Elementary School	32,388
1	SWANSON	ALYSSA	Paraprofessional	McAuliffe Elementary School	21,924
1	VACANT	VACANT	Paraprofessional	McAuliffe Elementary School	25,000
1	VACANT	VACANT	Paraprofessional	McAuliffe Elementary School	25,000
1	COLLINS	BEVERLY	Paraprofessional	McAvinnue Elementary School	33,289
1	DESCHENES	MICHELLE	Paraprofessional	McAvinnue Elementary School	29,958
1	FLYNN	MARY	Paraprofessional	McAvinnue Elementary School	34,746
1	FOSSE	CYNTHIA	Paraprofessional-ELL	McAvinnue Elementary School	27,355
1	LARRY	KATHRYN	Paraprofessional	McAvinnue Elementary School	33,843
1	LAUREANNO	TERRI	Paraprofessional	McAvinnue Elementary School	33,289
1	OBDENS	REBECCA	Paraprofessional	McAvinnue Elementary School	27,279
1	GODWARD	ALEXANDRA	Paraprofessional	Moody Elementary School	27,355
1	GUDEWICH	ROSEMARY	Paraprofessional	Moody Elementary School	29,958
1	MARTIN	MARY	Paraprofessional	Moody Elementary School	27,355
1	MENEZES	SUSANA	Paraprofessional-ELL	Moody Elementary School	33,289
1	RYDER	LISA	Paraprofessional-ESL	Moody Elementary School	29,958
1	SARMENTO	TARA	Paraprofessional	Moody Elementary School	24,758
1	WINER	MARCY	Paraprofessional	Moody Elementary School	30,878

Lowell Public Schools
FY 2017 Staff Salary Book

Positions Listed by
Budget Book Location

FTE	Last Name	First Name	Position	School	2016-17 Salary
1	DEIGNAN	SOUPHAN	Paraprofessional-PK	Morey Elementary School	33,774
1	DERWINIS	MARYBETH	Paraprofessional	Morey Elementary School	33,289
1	DUCHARME	DIANE	Paraprofessional	Morey Elementary School	33,289
1	FREEMAN	RUTH	Paraprofessional	Morey Elementary School	34,746
1	KELLEHER	HEATHER	Paraprofessional	Morey Elementary School	29,958
1	MCCABE	MARY	Paraprofessional	Morey Elementary School	27,355
1	MORRIS	PATRICIA	Paraprofessional	Morey Elementary School	32,457
1	MORRIS	ASHLEY	Paraprofessional	Morey Elementary School	27,355
1	OTERO	FERNANDA	Paraprofessional	Morey Elementary School	27,355
1	TEVEPAUGH	DONNA	Paraprofessional	Morey Elementary School	33,150
1	VACANT	VACANT	Paraprofessional	Morey Elementary School	25,000
1	VILLINEAU	CAROL	Paraprofessional	Morey Elementary School	32,179
1	WELLS	KATHLEEN	Paraprofessional	Morey Elementary School	27,355
1	WILENSKY	ANNETTE	Paraprofessional	Morey Elementary School	29,576
1	BERGERON	ROSE MARIE	Paraprofessional	Murkland Elementary School	31,622
1	CHEY	SARADY	Paraprofessional	Murkland Elementary School	36,273
1	HUYNH	SAVUTH	Paraprofessional-ELL	Murkland Elementary School	34,884
1	MEEHAN	JANET	Paraprofessional	Murkland Elementary School	34,607
1	NEWELL	DENISE	Paraprofessional	Murkland Elementary School	30,790
1	SABETTI	STEPHANIE	Paraprofessional	Murkland Elementary School	21,184
1	SOUM	SAMBATH	Paraprofessional-ELL	Murkland Elementary School	34,884
1	YIM	MONIQUE	Paraprofessional	Murkland Elementary School	31,554
1	ENO	ASHLEY	Paraprofessional	Pawtucketville Memorial Elementary School	26,327
1	FERNANDEZ	YUNIOR	Paraprofessional	Pawtucketville Memorial Elementary School	22,561
1	LUNDE	CECELIA	Paraprofessional	Pawtucketville Memorial Elementary School	22,148
1	PRESCOTT	LISA	Paraprofessional	Pawtucketville Memorial Elementary School	32,179
1	TINGLEY	KATHLEEN	Paraprofessional	Pawtucketville Memorial Elementary School	30,878
1	TRUDEL	ANN	Paraprofessional	Pawtucketville Memorial Elementary School	29,958
1	WALSH	KELLY	Paraprofessional	Pawtucketville Memorial Elementary School	37,105
1	WHITNEY	NICOLE	Paraprofessional	Pawtucketville Memorial Elementary School	27,355
-1	VACANT	VACANT	Paraprofessional	Pawtucketville Memorial Elementary School	(25,000)
1	CAHILL	DENNIS	Paraprofessional	Pyne Arts Magnet School	34,884
1	DESCOTEAUX	PAMELA	Paraprofessional	Pyne Arts Magnet School	29,958
1	DESMOND	MOLLY	Paraprofessional	Pyne Arts Magnet School	28,623
1	HUERTAS	HILDA	Paraprofessional-PK	Pyne Arts Magnet School	33,774
1	MCLAUGHLIN	ROJEAN	Paraprofessional	Pyne Arts Magnet School	29,958
1	PANAGOPOULOS	ANTHE	Paraprofessional	Pyne Arts Magnet School	26,327
1	STANCHEVA	VARVARA	Paraprofessional	Pyne Arts Magnet School	30,878

Lowell Public Schools
FY 2017 Staff Salary Book

Positions Listed by
Budget Book Location

FTE	Last Name	First Name	Position	School	2016-17 Salary
1	VAUGHAN	DOREEN	Paraprofessional	Pyne Arts Magnet School	29,958
1	ANDERSON	ELIZABETH	Paraprofessional	Reilly Elementary School	29,958
1	CANELAS	SUSAN	Paraprofessional	Reilly Elementary School	33,150
1	GILES	NATALIA	Paraprofessional-ELL	Reilly Elementary School	27,355
1	LABRECQUE	LISA	Paraprofessional	Reilly Elementary School	28,623
1	MCARDLE	MARTHA	Paraprofessional	Reilly Elementary School	34,884
1	MCMANUS	AMY	Paraprofessional	Reilly Elementary School	27,355
1	MORRISON	TERESA	Paraprofessional-ELL	Reilly Elementary School	27,355
1	RUSHTON	CAROL	Paraprofessional	Reilly Elementary School	33,150
1	SEPE	MICHELE	Paraprofessional	Reilly Elementary School	32,457
1	BILODEAU	MAUREEN	Paraprofessional	Robinson Middle School	34,746
1	DELGADO	JOYCELIANNIE	Paraprofessional	Robinson Middle School	20,697
1	GRAHAM	GRACE	Paraprofessional	Robinson Middle School	31,622
1	SHIELDS	DIANE	Paraprofessional	Robinson Middle School	34,884
1	STINSON	CHERYL	Paraprofessional	Robinson Middle School	34,815
1	ABDULHUSSIEN	MAJID	Paraprofessional-ELL	Rogers STEM Academy	27,355
1	ARSENIOW	ROBIN	Paraprofessional	Rogers STEM Academy	31,622
1	BARRY	MAXINE	Paraprofessional	Rogers STEM Academy	25,058
1	CARNEY	LAURIE	Paraprofessional	Rogers STEM Academy	26,631
1	DALTON	MICHELLE	Paraprofessional	Rogers STEM Academy	25,058
1	FALL	REBECCA	Paraprofessional	Rogers STEM Academy	28,623
1	FEBO	SANDRA	Paraprofessional	Rogers STEM Academy	27,733
1	GRINER	LAJARVIS	Paraprofessional	Rogers STEM Academy	23,345
1	MAZZONE	ROBERT	Paraprofessional	Rogers STEM Academy	27,355
1	MERRILL	SHARON	Paraprofessional	Rogers STEM Academy	27,355
1	ORTIZ	SAMARA	Paraprofessional-ELL	Rogers STEM Academy	30,790
1	VACANT		Paraprofessional	Rogers STEM Academy	25,000
1	BRODEUR	KATIE	Paraprofessional	Shaughnessy Elementary School	29,576
1	MILLETT	EMILY	Paraprofessional	Shaughnessy Elementary School	30,878
1	PICKETT	SHELAGH	Paraprofessional	Shaughnessy Elementary School	33,289
1	THERIAULT	ARLENE	Paraprofessional	Shaughnessy Elementary School	33,218
1	VACANT	VACANT	Paraprofessional	Shaughnessy Elementary School	25,000
1	VACANT	VACANT	Paraprofessional	Shaughnessy Elementary School	25,000
1	BULLOCK	LINDA	Paraprofessional	Stoklosa Middle School	27,355
1	DAVIS	KENNETH	Paraprofessional	Stoklosa Middle School	30,878
1	SADLER	ELINOR	Paraprofessional-Title I	Stoklosa Middle School	34,884
1	CANDELARIA	IRIS	Paraprofessional-ELL	Sullivan Middle School	32,457
1	FERNSTEN	MARCIA	Paraprofessional-ELL	Sullivan Middle School	27,355

Lowell Public Schools
FY 2017 Staff Salary Book

Positions Listed by
Budget Book Location

FTE	Last Name	First Name	Position	School	2016-17 Salary
1	FRASER	MATTHEW	Paraprofessional	Sullivan Middle School	27,355
1	GRIFFIN	HEIDI	Teacher-Math-Science	Sullivan Middle School	30,878
1	MAHONEY	DARLENE	Paraprofessional	Sullivan Middle School	29,958
1	MCKENZIE	MARY	Paraprofessional-ELL	Sullivan Middle School	29,958
1	SHEEHAN	MATTHEW	Paraprofessional	Sullivan Middle School	27,355
1	COMTOIS	NICOLE	Paraprofessional	Wang Middle School	23,345
1	RAMALHO	JULIE	Paraprofessional	Wang Middle School	29,958
1	TZELIAS	MARY	Paraprofessional	Wang Middle School	27,355
1	BALSAMO	JUANITA	Paraprofessional	Washington Elementary School	35,370
1	BOWLES	PAMELA	Paraprofessional	Washington Elementary School	29,958
1	CHAN	STACY	Paraprofessional	Washington Elementary School	27,355
1	FLYNN	SUSAN	Paraprofessional	Washington Elementary School	33,218
158					4,659,397

Lowell Public Schools
FY 2017 Staff Salary Book

Positions Listed by
Budget Book Location

FTE	Last Name	First Name	Position	School	2016-17 Salary
1	LINCOLN	DIANE	Teacher-Art	Bailey Elementary School	81,265
1	PIEKOS	DENISE	Teacher-Art	Bartlett Community Partnership	72,525
1	HORAN	EILEEN	Teacher-Art	Butler Middle School	82,253
1	PIERCE	JEANNE	Teacher-Art	Butler Middle School	76,730
1	GIRAFFO	NICOLE	Teacher-Art	Cardinal O'Connell - McHugh Alternative	67,655
1	SODRE	STEPHANIE	Teacher-Art	Daley Middle School	75,783
1	SWENSON	ANDREA	Teacher-Art	Greenhalge Elementary School	82,253
1	NOONAN-DESCOTEA	ERIN	Teacher-Art	Lincoln Elementary School	82,253
1	LEE	MARY	Teacher-Art	Lowell High School	75,031
1	OLEARY	M. FAYE	Teacher-Art	Lowell High School	80,035
1	PERKINS	LISA	Teacher-Art	Lowell High School	77,482
1	SHERIDAN	KATHLEEN	Teacher-Art	Lowell High School	83,820
1	DIXON	CHRISTINA	Teacher-Art	McAuliffe Elementary School	80,035
1	DESCOTEAUX	GREGORY	Teacher-Art	McAvinnue Elementary School	78,213
1	FALLON	COURTNEY	Teacher-Sppt Content Inst	Moody Elementary School	70,825
1	DEMERS	LOLITA	Teacher-Art	Morey Elementary School	81,928
1	DANGELO	JULIA	Teacher-Art	Murkland Elementary School	60,500
1	AMLASHI	ANNA	Teacher-Art	Pawtucketville Memorial Elementary School	51,405
1	MILLER	JACQUELINE	Teacher-Art	Pyne Arts Magnet School	81,265
1	SAYER	MAUREEN	Teacher-Art	Reilly Elementary School	86,823
1	POLLARD	PATRICK	Teacher-Art	Robinson Middle School	76,730
1	MCATAMNEY	SARAH	Teacher-Art	Rogers STEM Academy	63,451
1	LYSZ	NANCY	Teacher-Art	Shaughnessy Elementary School	82,253
1	BARKER	LYNNE	Teacher-Art	Stoklosa Middle School	75,031
1	VACANT	VACANT	Teacher-Art	Stoklosa Middle School	55,000
1	ANASTOPOULOS	MARK	Teacher-Art	Sullivan Middle School	81,265
1	SMITH	MICHAEL	Teacher-Art	Sullivan Middle School	76,308
1	MAGNUS	MARTA	Teacher-Art	Wang Middle School	71,344
1	VACANT	VACANT	Teacher-Art	Wang Middle School	55,000
1	MACPHAIL	LESLIE	Teacher-Art	Washington Elementary School	86,323
30					2,250,784

Lowell Public Schools
FY 2017 Staff Salary Book

Positions Listed by
Budget Book Location

FTE	Last Name	First Name	Position	School	2016-17 Salary
1	BREEN	OLIVIA	Teacher-Music	Lincoln Elementary School	57,551
1	BUCKLEY	ERIC	Teacher-Music	Sullivan Middle School	78,622
1	CHAN-LAM	KARRIE	Teacher-Music	Daley Middle School	88,325
1	CORCORAN	VIRGINIA	Teacher-Support	Moody Elementary School	80,514
1	COWART	VALERIE	Teacher-Music	Pyne Arts Magnet School	89,826
1	CRAWFORD	RACHEL RM	Teacher-Music	Bartlett Community Partnership	76,730
1	CARNEY	PETER	Teacher-Music	Lowell High School	76,730
1	EIGHME	DONALD	Teacher-Music	Cardinal O'Connell - McHugh Alternative	63,451
1	FUGARINO	JOHN	Teacher-Music	Butler Middle School	78,622
1	FITZPATRICK	PATRICIA	Teacher-Music	Lowell High School	89,765
1	GARRY	CATHLEEN	Teacher-Music	Rogers STEM Academy	86,823
1	GRADY	KELLIANNE	Teacher-Music	Wang Middle School	62,604
1	LUTZ	JAMES	Teacher-Music	Lowell High School	74,648
1	JUSSAUME	PATRICIA	Teacher-Music	Butler Middle School	79,373
1	KATZ	LAURA	Teacher-Music	Washington Elementary School	67,655
1	KEEFE	DAVID	Teacher-Sppt Content Inst	Butler Middle School	78,213
1	KNIGHT	JESSICA	Teacher-Music	Pawtucketville Memorial Elementary School	54,351
1	KORAJCZYK	JOHN	Teacher-Sppt Content Inst	Daley Middle School	82,419
1	KOZA	JANET	Teacher-Music	Stoklosa Middle School	78,622
1	LEUNG	CHAN-MING	Teacher-Music	Robinson Middle School	80,514
1	MARTIN	EDITH	Teacher-Music	Morey Elementary School	76,308
1	MCLAUGHLIN	RITA	Teacher-Music	Murkland Elementary School	82,419
1	NEARY	PATRICIA	Teacher-Music	Wang Middle School	82,253
1	ORTEGA	KATHERINE	Teacher-Music	Reilly Elementary School	60,500
1	REILLY	KEVIN	Teacher-Music	Shaughnessy Elementary School	82,253
1	ROBICHAUD	JESSE	Teacher-Music	Sullivan Middle School	57,551
1	SHETLER	MARY	Teacher-Music	Bailey Elementary School	81,265
1	SQUEGLIA	CHERYL	Teacher-Music	McAuliffe Elementary School	85,724
1	TURCOTTE-GAVRIEL	SUSAN	Teacher-Music	Greenhalge Elementary School	77,482
1	VESPO	KIMBERLY	Teacher-Music	McAvinnue Elementary School	61,753
1	WARNICK	STEPHEN	Teacher-Music	Stoklosa Middle School	86,823
0.5	VACANT	VACANT	Teacher-Music	Bridge Program	22,262
31.5					2,381,951

Lowell Public Schools
FY 2017 Staff Salary Book

Positions Listed by
Budget Book Location

FTE	Last Name	First Name	Position	School	2016-17 Salary
1	BUBANAS	ROSE	Teacher-Dance	Lowell High School	71,344
1	MCHUGH	HEATHER	Teacher-Dance	Lowell High School	54,351
2					125,695
1	ROSE	STEVEN	Teacher-Drama	Pyne Arts Magnet School	80,514

Lowell Public Schools
FY 2017 Staff Salary Book

Positions Listed by
Budget Book Location

FTE	Last Name	First Name	Position	School	2016-17 Salary
1	BOYLE	SCOTT	Teacher-Physical Ed	Butler Middle School	78,622
1	BULLOCK	RANDALL	Teacher-Physical Ed	Daley Middle School	76,308
1	CASEY	SEAN	Teacher-Physical Ed	Pawtucketville Memorial Elementary School	75,031
1	BARRY	BRIAN	Teacher-Physical Ed	Lowell High School	72,094
1	CROWLEY	CHRISTOPHER	Teacher-Physical Ed	Morey Elementary School	80,514
1	CROWLEY	MICHAEL	Teacher-Physical Ed	Robinson Middle School	81,265
1	GUTHRIE	MARIKAY	Teacher-Physical Ed	Lincoln Elementary School	88,727
1	DROUIN	MICHAEL	Teacher-Physical Ed	McAuliffe Elementary School	81,341
1	CROWLEY	KATHLEEN	Teacher-Health	Lowell High School	67,655
1	FARLEY	THOMAS	Teacher-Physical Ed	Butler Middle School	78,622
1	DONAHUE	WILLIAM	Teacher-Physical Ed	Lowell High School	74,417
1	FLABOURIS	SOPHIA	Teacher-Physical Ed	Stoklosa Middle School	63,451
1	GAISSL	STEPHANIE	Teacher-Health	Stoklosa Middle School	54,351
1	GRAHAM	DANIEL	Teacher-Physical Ed	Lowell High School	76,730
1	GOLAS	CLAIRE	Teacher-Health	Daley Middle School	88,727
1	HEITZMAN	TIMOTHY	Teacher-Health	Lowell High School	76,308
1	HALL	KERRY	Teacher-Physical Ed	Pyne Arts Magnet School	64,704
1	KEEGAN	KRISTINA	Teacher-Physical Ed	Lowell High School	64,704
1	HILL	NANCY	Teacher-Physical Ed	Robinson Middle School	78,622
1	MCCARTHY	PAUL	Teacher-Sppt Content Inst	Lowell High School	82,419
1	MCCARTY	SHAUN	Teacher-Physical Ed	Lowell High School	84,931
1	MELLONAKOS	JOHN	Teacher-Health	Lowell High School	85,073
1	KATTAR	LISA	Teacher-Physical Ed	Wang Middle School	79,373
1	LANDRY	MEGAN	Teacher-Physical Ed	Daley Middle School	75,031
1	NARDONI	KATHERINE	Teacher-Health	Lowell High School	82,419
1	OCONNOR	DENISE	Teacher-Health	Lowell High School	80,514
1	LISIEN	HENRY	Teacher-Physical Ed	Murkland Elementary School	80,117
1	OTERO	MEARA	Teacher-Physical Ed	Lowell High School	80,035
1	OUELLET	SCOTT	Teacher-Physical Ed	Lowell High School	79,373
1	MAHONEY	JOHN	Teacher-Physical Ed	Wang Middle School	76,308
1	PICANO	PAMELA	Teacher-Physical Ed	Lowell High School	51,405
1	PLOTZKE	MARGO	Teacher-Physical Ed	Lowell High School	80,514
1	MCMANMON	MELANIE	Teacher-Physical Ed	Bailey Elementary School	77,482
1	NEGRON	GABRIEL	Teacher - Physical Education	Robinson Middle School	78,213
1	NETISHEN	ELLEN	Teacher-Physical Ed	Moody Elementary School	83,820
1	NOBREGA	JESSICA	Teacher-Physical Ed	Rogers STEM Academy	86,823
1	OUELLET	KEVIN	Teacher-Physical Ed	Greenhalge Elementary School	76,730
1	SWETT	PATRICK	Teacher-Physical Ed	Lowell High School	77,482

Lowell Public Schools
FY 2017 Staff Salary Book

Positions Listed by
Budget Book Location

FTE	Last Name	First Name	Position	School	2016-17 Salary
1	PELLETIER	THOMAS	Teacher-Physical Ed	McAvinnue Elementary School	85,724
1	PIGEON	KENNETH	Teacher-Physical Ed	Bartlett Community Partnership	75,783
1	ROGERS	SEAN	Teacher-Physical Ed	Shaughnessy Elementary School	76,308
1	RURAK	MARK	Teacher-Physical Ed	Stoklosa Middle School	76,730
1	SHANAHAN	DANIEL	Teacher-Physical Ed	Cardinal O'Connell - McHugh Alternative	71,344
1	SHEEHAN	KEVIN	Teacher-Physical Ed	Sullivan Middle School	81,928
1	SULLIVAN	BRIAN	Teacher-Physical Ed	Reilly Elementary School	51,405
1	TARINI	JENNIFER	Teacher-Physical Ed	Sullivan Middle School	81,928
1	ZANANIRI	NABEEL	Teacher-Physical Ed	Washington Elementary School	78,213
47					3,599,618

Lowell Public Schools
FY 2017 Staff Salary Book

Positions Listed by
Budget Book Location

FTE	Last Name	First Name	Position	School	2016-17 Salary
1	WATTERSON	TERENCE	Teacher-Techology Ed	Daley Middle School	81,265
1	JOY	KEVIN	Teacher-Techology Ed	Pyne Arts Magnet School	78,213
1	PINTA	NATALIE	Teacher-Techology Ed	Sullivan Middle School	51,900
3					211,378
1	HAAS	KARA	Teacher-ITS (Computers)	Bartlett Community Partnership	76,730
1	FAUVEL	BARBARA	Teacher-ITS (Computers)	Daley Middle School	79,373
1	WOOD	MARY	Teacher-ITS (Computers)	Pyne Arts Magnet School	78,337
1	FERRIERA	LYNNE	Teacher-ITS (Computers)	Wang Middle School	86,823
4					321,263

Lowell Public Schools
FY 2017 Staff Salary Book

Positions Listed by
Budget Book Location

FTE	Last Name	First Name	Position	School	2016-17 Salary
1	MCSWIGGIN	LAURIE	Instructional Specialist	Central Administration	84,050
1	SANTOS	ARTHUR	Instructional Specialist	Central Administration	89,910
0.5	ROBERTS	VERONIQUE	Instructional Specialist	Central Administration	40,415
1	PIRES	MALINDA	Instructional Specialist	Lowell High School	84,050
3.5					298,424

Lowell Public Schools
FY 2017 Staff Salary Book

Positons Listed by
Budget Book Location

FTE	Last Name	First Name	Position	School	2016-17 Salary
1	CHEA	PHALA	Coordinator of ELL Programs	Curriculum Office	111,970

Lowell Public Schools
FY 2017 Staff Salary Book

Positions Listed by
Budget Book Location

Pay FTE	Last Name	First Name	Position	School	2016-17 Salary
1	SOROTA	JOY	Parent Liaison	Pyne Arts Magnet School	34,384
1	MONTOYA	DARMERY	Parent Liaison	Lowell High School	34,383
1	PHENG	ANG	Parent Liaison	District Wide	33,113
2					67,496

Lowell Public Schools
FY 2017 Staff Salary Book

Positions Listed by
Budget Book Location

FTE	Last Name	First Name	Position	School	2016-17 Salary
1	ANTOLINI	SUSAN	Teacher-Air Force ROTC	Lowell High School	42,142
1	CASILLI	KEVIN	Teacher-Air Force ROTC	Lowell High School	65,947
1	D AMICO	PETER	Teacher-Air Force ROTC	Lowell High School	65,887
1	SMITH	DAVID	Teacher-Air Force ROTC	Lowell High School	65,947
4					239,922

Lowell Public Schools
FY 2017 Staff Salary Book

Positions Listed by
Budget Book Location

FTE	Last Name	First Name	Position	School	2016-17 Salary
1	MARCHAND	ADAM	Teacher-Culinary Arts	Lowell High School	54,351
1	VACANT	VACANT	Teacher-Culinary Arts	Lowell High School	55,000
1	VACANT	VACANT	Teacher-Culinary Arts	Lowell High School	55,000
3					164,351

Lowell Public Schools
FY 2017 Staff Salary Book

Positions Listed by
Budget Book Location

FTE	Last Name	First Name	Position	School	2016-17 Salary
1	CALIRI	CYNTHIA	Teacher-Sppt Content Inst	Bailey Elementary School	85,724
1	COTE	DONNA	Teacher-Sppt Content Inst	Bailey Elementary School	78,213
1	HISLOP	JACQUELINE	Teacher-Sppt Content Inst	Bailey Elementary School	67,655
1	IENNACO	FAY	Teacher-Special Ed	Bailey Elementary School	76,730
1	KEEFE	COURTNEY	Teacher-Special Ed	Bailey Elementary School	51,405
1	ROMANOWSKY	ELLEN	Teacher-Special Ed	Bailey Elementary School	51,405
1	THROWE	JUSTIN	Teacher-Special Ed	Bailey Elementary School	78,337
1	BELAND	JENNIFER	Teacher-Special Ed	Bartlett Community Partnership	68,405
1	CLUFF	LINDA	Teacher-Special Ed	Bartlett Community Partnership	70,959
1	COUTU-DEVEREAUX	KELLY	Teacher-SPED-Life Skills	Bartlett Community Partnership	83,169
1	DASILVEIRA	CECILIA	Teacher-Sppt Content Inst	Bartlett Community Partnership	80,035
1	KELLY	LAURIE	Teacher-SPED-Life Skills	Bartlett Community Partnership	71,344
1	PRIVE	LAURIE	Teacher-SPED-Life Skills	Bartlett Community Partnership	82,419
1	RAKE	HEATHER	Teacher-Special Ed	Bartlett Community Partnership	71,344
1	WEIGOLD	KRISTIN	Teacher-Sppt Content Inst	Bartlett Community Partnership	80,514
1	WOLFF	SARAH	Teacher-Special Ed	Bartlett Community Partnership	75,783
1	VACANT	VACANT	Teacher-Special Ed	Bridge Program	51,584
1	BLAKE	MATTHEW	Teacher-Special Ed	Butler Middle School	75,031
1	BURGESS	JOSALYN	Teacher-Sppt Content Inst	Butler Middle School	76,730
1	CLARK	KAREN	Teacher-Sppt Content Inst	Butler Middle School	77,482
1	FERRIS	CHERYLANNE	Teacher-Sppt Content Inst	Butler Middle School	64,704
1	MANOLOPOULOS	GERRI	Teacher-Sppt Content Inst	Butler Middle School	76,265
1	ROAF	JASON	Teacher-EDBD	Butler Middle School	78,622
1	SEGARRA	MARY	Teacher-Sppt Content Inst	Butler Middle School	90,631
1	ZEIDAN	THOMAS	Teacher-Special Ed	Butler Middle School	67,867
1	GROSS	BRIANA	Teacher-Support	Cardinal O'Connell - McHugh Alternative	58,556
1	BOURQUE	MICHAEL	Teacher-SPED-PDD	Daley Middle School	71,344
1	CORCORAN	MADELINE	Teacher-SPED-Life Skills	Daley Middle School	76,730
1	FREGEOLLE	MAUREEN	Teacher-EDBD	Daley Middle School	82,419
1	GIL	LISA	Teacher-Sppt Content Inst	Daley Middle School	61,753
1	KROWCHUN	ROBIN	Teacher-Sppt Content Inst	Daley Middle School	92,766
1	OKEEFE	KRISTIN	Teacher-Sppt Content Inst	Daley Middle School	78,622
1	OKUDA	HAJIME	Teacher-SPED-Life Skills	Daley Middle School	75,783
1	PATTERSON	CHERYL	Teacher-Sppt Content Inst	Daley Middle School	83,820
1	STANTON	ELIZABETH	Teacher-Support Inst	Daley Middle School	80,117
1	SULLIVAN	KRISTEN	Teacher-Special Ed	Daley Middle School	81,265
1	YOUNG	ROBERT	Teacher-Special Ed	Daley Middle School	78,622
1	KEARNEY	SHARON	Teacher-Sppt Content Inst	Greenhalge Elementary School	76,308

Lowell Public Schools
FY 2017 Staff Salary Book

Positions Listed by
Budget Book Location

FTE	Last Name	First Name	Position	School	2016-17 Salary
1	KELLEHER	KAREN	Teacher-SPED-Life Skills	Greenhalge Elementary School	83,820
1	SAMPSON	CINDY LYNN	Teacher-SPED-PDD	Greenhalge Elementary School	78,622
1	SEXTON	LEEANN	Teacher-Sppt Content Inst	Greenhalge Elementary School	76,730
1	TOLAND	KENDALL	Teacher-Sppt Content	Greenhalge Elementary School	55,609
1	TYROS	KAREN	Teacher-Special Ed	Greenhalge Elementary School	77,482
1	FOSTER	SARAH	Teacher-Special Ed	Laura Lee Therapeutic Day School	67,655
1	GARABEDIAN	KATE	Teacher-Special Ed	Laura Lee Therapeutic Day School	65,456
1	HALL	ROSEANN	Teacher-Special Ed	Laura Lee Therapeutic Day School	70,825
1	HANSON	MARTHA	Teacher-Special Ed	Laura Lee Therapeutic Day School	77,482
1	MCFARLAND	MARGUERITE	Teacher-Special Ed	Laura Lee Therapeutic Day School	64,704
1	CHU	LISA	Teacher-Special Ed	LHS Career Academy	58,556
1	KEATING	LAUREN	Teacher-Special Ed	LHS Career Academy	61,753
1	DESHARNAIS	JESSICA	Teacher	Lincoln Elementary School	51,900
1	HERBERT	LAUREN	Teacher-Sppt Content Inst	Lincoln Elementary School	75,031
1	KALITKA	STEPHANIE	Teacher-Sppt Content Inst	Lincoln Elementary School	75,031
1	MARGAGLIONE	RACHEL	Teacher-Sppt Content Inst	Lincoln Elementary School	79,373
1	PETROSINO	BRENDA	Teacher-Special Ed	Lincoln Elementary School	68,405
1	BADESSA	CHRIS	Teacher-Special Ed	Lowell High School	75,783
1	BEATON	BARBARA	Teacher-Special Ed	Lowell High School	67,655
1	BROCHU	PAUL	Teacher-Special Ed	Lowell High School	81,265
1	CARBONE	ALLYSON	Teacher-Special Ed	Lowell High School	78,622
1	CIESLA	MELISSA	Teacher-Special Ed	Lowell High School	75,031
1	DECKER	MARIA	Teacher-Sppt Content Inst	Lowell High School	81,928
1	ERNST	AMANDA	Teacher-Special Ed	Lowell High School	70,959
1	FARLEY	AMANDA	Teacher-Special Ed	Lowell High School	47,694
1	FLORENCE	JOHN	Teacher-Sppt Content Inst	Lowell High School	79,373
1	FRENETTE	TONYA	Teacher-Sppt Content Inst	Lowell High School	86,823
1	JALBERT	SUZANNE	Teacher-Special Ed	Lowell High School	80,117
1	KATES	MINDY	Teacher-SPED-Life Skills	Lowell High School	80,117
1	LAWRENSON	RICHARD	Teacher-Support	Lowell High School	81,928
1	LEVASSEUR	MARY	Teacher-Sppt Content Inst	Lowell High School	86,823
1	LINSTRUTH	MELISSA	Teacher-Special Ed	Lowell High School	78,622
1	MALLOY	DANA	Teacher-Special Ed	Lowell High School	81,265
1	MCGLAUFILIN	JENNIFER	Teacher-Special Ed	Lowell High School	55,609
1	MCLEOD	KEVIN	Teacher-Special Ed	Lowell High School	60,500
1	MENDONCA	LISA	Teacher-Special Ed	Lowell High School	75,031
1	MOTTRAM	SHAWNA	Teacher-Special Ed	Lowell High School	75,031
1	NEWCOMB	DONNA	Teacher-Special Ed	Lowell High School	84,323

Lowell Public Schools
FY 2017 Staff Salary Book

Positions Listed by
Budget Book Location

FTE	Last Name	First Name	Position	School	2016-17 Salary
1	RAPONE	LEONARD	Teacher-Special Ed	Lowell High School	83,820
1	SIMAS	MARIANNE	Teacher-Special Ed	Lowell High School	77,482
1	SIMMONS	AMANDA	Teacher-Special Ed	Lowell High School	75,031
1	SNETSINGER	MICHELLE	Teacher-Sppt Content Inst	Lowell High School	84,931
1	STUTZ	KATHERYN	Teacher-Sppt Content Inst	Lowell High School	79,373
1	STUTZ	HAN	Teacher-Special Ed	Lowell High School	76,730
1	WORDEN	LINDA	Teacher-Sppt Content Inst	Lowell High School	84,931
1	WADE	KRISTIN	Teacher-special Ed	McAuliffe Elementary School	75,031
1	BAHOU	JOHNNA	Teacher-Special Ed	McAuliffe Elementary School	78,622
1	CAYER	ANNAMARIE	Teacher-Special Ed	McAuliffe Elementary School	67,655
1	CARELLI	JILLIAN	Teacher-Sppt Content Inst	McAuliffe Elementary School	75,783
1	MORELLO	SANDRA	Teacher-Sppt Content Inst	McAuliffe Elementary School	80,514
1	REYES	NANCY	Teacher-Sppt Content Inst	McAuliffe Elementary School	82,419
1	TINGAS	SUZANNE	Teacher-Sppt Content Inst	McAuliffe Elementary School	76,730
1	DELINSKY	KIM	Teacher-Special Ed	McAvinnue Elementary School	76,226
1	EVANS	REBECCA	Teacher-Special Ed	McAvinnue Elementary School	64,704
1	HALL	PATRICE	Teacher-Special Ed	McAvinnue Elementary School	92,766
1	IRWIN	ANAMARIE	Teacher-Special Ed	McAvinnue Elementary School	78,622
1	DOLAN	KATIE	Teacher-Sppt Content Inst	McAvinnue Elementary School	76,730
1	EDWARDS	CARI-ANN	Teacher-Sppt Content Inst	McAvinnue Elementary School	79,373
1	TINGLEY	KAREN	Teacher-Sppt Content Inst	McAvinnue Elementary School	76,730
1	PASTOR	ANTONIA	Teacher-Special Ed	McAvinnue Elementary School	64,704
1	LYONS	BROOKE	Teacher-Special Ed	Moody Elementary School	58,556
1	DURKIN	PAM	Teacher-Sppt Content Inst	Morey Elementary School	81,265
1	MORASSE	PATRICIA	Teacher-Sppt Content Inst	Morey Elementary School	76,730
1	SIMPSON	LISA	Teacher-Sppt Content Inst	Morey Elementary School	71,344
1	WEBB	CAROL	Teacher-Sppt Content Inst	Morey Elementary School	81,928
1	WEBER-OKUDA	DANIELLE	Teacher-Special Ed	Morey Elementary School	76,730
1	HANNUS	MARIE	Teacher-Sppt Content Inst	Morey Elementary School	88,727
1	HAMILTON	LINDSAY	Teacher-Special Ed	Murkland Elementary School	61,753
1	BARBIERI	ELIZABETH	Teacher-Sppt Content Inst	Murkland Elementary School	76,730
1	BENNETT	ROSE-ANNE	Teacher-Sppt Content Inst	Murkland Elementary School	76,308
1	MAINVILLE	TRACY	Teacher-Sppt Content Inst	Murkland Elementary School	81,265
1	RAGER	REBECCA	Teacher-Sppt Content Inst	Murkland Elementary School	76,730
1	CONLON	LORI	Teacher-Sppt Content Inst	Murkland Elementary School	55,609
1	SMITH	BARBARA	Teacher-Sppt Content Inst	Murkland Elementary School	85,073
1	BANKS	EDWARD	Teacher-Special Ed	Pawtucketville Memorial Elementary School	53,507
1	BRIERE	CAITLIN	Teacher-Special Ed	Pawtucketville Memorial Elementary School	58,556

Lowell Public Schools
FY 2017 Staff Salary Book

Positions Listed by
Budget Book Location

FTE	Last Name	First Name	Position	School	2016-17 Salary
1	GALLOWAY	AIMEE	Teacher-Sppt Content Inst	Pawtucketville Memorial Elementary School	65,456
1	GOSLIN	JULIE	Teacher-Sppt Content Inst	Pawtucketville Memorial Elementary School	76,308
1	PITTS	TRISHA	Teacher-Sppt Content Inst	Pawtucketville Memorial Elementary School	80,035
1	SMITH	ASHLEY	Teacher-Special Ed	Pawtucketville Memorial Elementary School	60,500
1	MCGOLGON	KATHYRN	Teacher-Special Ed	Pyne Arts Magnet School	55,000
1	BRADLEY	KIMBERLY	Teacher-Special Ed	Pyne Arts Magnet School	77,653
1	DEANGELO	ABIGAIL	Teacher-Special Ed	Pyne Arts Magnet School	47,694
1	DOHERTY	HOLLY	Teacher-Special Ed	Pyne Arts Magnet School	67,655
1	BLANCHARD	TRACY	Teacher-Sppt Content Inst	Pyne Arts Magnet School	80,514
1	MIELCARZ	KENDRA	Teacher-Special Ed	Pyne Arts Magnet School	57,551
1	LOHMER	JENNIFER	Teacher-Sppt Content Inst	Pyne Arts Magnet School	72,525
1	MROZOWSKI	MEGAN	Teacher-Sppt Content Inst	Pyne Arts Magnet School	78,622
1	TRAGER	BROOKE	Teacher-Special Ed	Pyne Arts Magnet School	58,556
1	URBINE	KATHRYN	Teacher-Special Ed	Pyne Arts Magnet School	64,704
1	GREELEY	PATRICK	Teacher-Special Ed	Reilly Elementary School	75,031
1	COONEY	MICHAEL	Teacher-Sppt Content Inst	Reilly Elementary School	82,419
1	GEORGE	JOANNE	Teacher-Sppt Content Inst	Reilly Elementary School	76,308
1	MELE	ERIN	Teacher-Sppt Content Inst	Reilly Elementary School	75,031
1	SPENCE-COX	PATTIAN	Teacher-Sppt Content Inst	Reilly Elementary School	76,730
1	TROMBLY	SHERRIN	Teacher-Special Ed	Reilly Elementary School	76,730
1	BETTENCOURT	CASEY	Teacher-Special Ed	Robinson Middle School	51,405
1	BROWN	CINDY	Teacher-Sppt Content Inst	Robinson Middle School	77,482
1	CHEMICALA	UMARANI	Teacher-Sppt Content Inst	Robinson Middle School	90,631
1	CORDERO	MARINA	Teacher-Special Ed	Robinson Middle School	51,900
1	CUSHMAN	SHARON	Teacher-Special Ed	Robinson Middle School	86,823
1	GALLANT	NANCY	Teacher-Sppt Content Inst	Robinson Middle School	78,337
1	MYERS	BRIAN	Teacher-Sppt Content Inst	Robinson Middle School	76,730
1	SAWYER	HELENE	Teacher-Special Ed	Robinson Middle School	80,035
1	BOWERS	TRACY	Teacher-Special Ed	Rogers STEM Academy	74,648
1	DEARING	SHEILA	Teacher-Special Ed	Rogers STEM Academy	88,727
1	CLARK	TERESA	Teacher-Sppt Content Inst	Rogers STEM Academy	76,308
1	LABONTE	JILL	Teacher-Sppt Content Inst	Rogers STEM Academy	76,730
1	SHETLER	MICHAEL	Teacher-Sppt Content Inst	Rogers STEM Academy	51,405
1	TENCZAR	LISA	Teacher-Special Ed	Rogers STEM Academy	59,308
1	VACANT	VACANT	Teacher-Special Ed	Rogers STEM Academy	55,000
1	BARR	AMANDA	Teacher-Special Ed	Shaughnessy Elementary School	54,351
1	MCNEIL	CATHERINE	Teacher-Special Ed	Shaughnessy Elementary School	74,626
1	RILEY	BROOKE	Teacher-Special Ed	Shaughnessy Elementary School	47,694

Lowell Public Schools
FY 2017 Staff Salary Book

Positions Listed by
Budget Book Location

FTE	Last Name	First Name	Position	School	2016-17 Salary
1	BLASCHKE	JENNIFER	Teacher-Sppt Content Inst	Shaughnessy Elementary School	74,626
1	WALTON	KAREN	Teacher-Sppt Content Inst	Shaughnessy Elementary School	88,727
1	STACK	JENNIFER	Teacher-Special Ed	Shaughnessy Elementary School	55,609
1	NAGLE	STEPHANIE	Teacher-Preschool	Shaughnessy Elementary School	72,928
1	BORRELLI	ELIZABETH	Teacher-Special Ed	Stoklosa Middle School	64,704
1	SHUPE	MICHAEL	Teacher-Special Ed	Stoklosa Middle School	67,655
1	COURNOYER	CAROL	Teacher-Sppt Content Inst	Stoklosa Middle School	60,500
1	DECKER-KILMARTIN	TERRI	Teacher-Support	Stoklosa Middle School	62,504
1	KANELLAS	NANCY	Teacher-Sppt Content Inst	Stoklosa Middle School	80,117
1	MOORE	LISA	Teacher-Sppt Content Inst	Stoklosa Middle School	60,500
1	POTVIN	LAUREN	Teacher-Sppt Content Inst	Stoklosa Middle School	68,405
1	CLARK	JAMES	Teacher-Special Ed	Sullivan Middle School	78,337
1	DOHERTY	JOHN	Teacher-Special Ed	Sullivan Middle School	58,556
1	GAFFNEY	JAMES	Teacher-Special Ed	Sullivan Middle School	67,655
1	HICKEY	MELISSA	Teacher-Special Ed	Sullivan Middle School	67,655
1	JABLONKI	WHITNEY	Teacher-Special Ed	Sullivan Middle School	83,820
1	PARRINGTON	COLLEEN	Teacher-Special Ed	Sullivan Middle School	75,873
1	RHOADS	MICHELLE	Teacher-Special Ed	Sullivan Middle School	63,451
1	ECKERSLEY	LINDA	Teacher-Sppt Content Inst	Sullivan Middle School	83,820
1	WILMOTT-GRANT	LORNA	Teacher-EDBD	Sullivan Middle School	86,823
1	WESOLOWSKI	BARBARA	Teacher-Special Ed	Sullivan Middle School	67,655
1	HAIDAR	AMAL	Teacher-Special Ed	Wang Middle School	64,704
1	MONTOUR	MEGHAN	Teacher-Special Ed	Wang Middle School	76,730
1	PELLERITI	KATHERINE	Teacher-Special Ed	Wang Middle School	55,609
1	THOMAS	KATELYN	Teacher-Special Ed	Wang Middle School	61,753
1	IUDICE	KRISTEN	Teacher-Sppt Content Inst	Wang Middle School	78,622
1	MORGAN	LISA	Teacher-Sppt Content Inst	Wang Middle School	72,525
1	PARAS	THEODORA	Teacher-Sppt Content Inst	Wang Middle School	76,730
1	WELCH	CHRISTINA	Teacher-Special Ed	Wang Middle School	67,655
1	WINGET	JESSICA	Teacher-Special Ed	Wang Middle School	60,500
1	BOWLBY	MARGARET	Teacher-Special Ed	Washington Elementary School	55,609
1	REIDT	RUTHANN	Teacher-Special Ed	Washington Elementary School	72,094
1	MURPHY	CHRISTA	Long Term Substitute	Washington Elementary School	47,694
1	RIDENOUR	ELIZABETH	Teacher-SPED-PDD	Washington Elementary School	75,031
186					13,485,450

Lowell Public Schools
FY 2017 Staff Salary Book

Positions Listed by
Budget Book Location

FTE	Last Name	First Name	Position	School	2016-17 Salary
1	WILKES	JULIA	Teacher-Hearing Impaired	Lowell High School	79,373
1	NEGROTTI	DONNA	Teacher-Hearing Impaired	McAuliffe Elementary School	90,631
2					170,004
1	NANGLE	MICHAEL	Teacher - Vision Impaired	McAuliffe Elementary School	64,704
1	BREEN	CATHERINE	Social Skills (ABE Program)	Lincoln Elementary School	83,169
1	KELLY	ERIN	Social Skills (ABE Program)	Lincoln Elementary School	70,825
2					153,994

Lowell Public Schools
FY 2017 Staff Salary Book

Positions Listed by
Budget Book Location

FTE	Last Name	First Name	Position	School	2016-17 Salary
1	TAYLOR	LISA	Occ./Physical Therapist	Bailey Elementary School	75,031
1	VACANT	VACANT	Occupational Therapist	Districtwide	55,000
1	HARTWIG	LORI	Occupational Therapist (COTA)	Districtwide	32,325
1	RICHMOND	ANGEL	Occupational Therapist (COTA)	Districtwide	32,325
1	SIOPE-CLARK	KRISTA	Occ./Physical Therapist	Greenhalge Elementary School	76,730
1	STRYKER	BARBARA	Occ./Physical Therapist	Lincoln Elementary School	80,514
1	WEBSTER	DEBORAH	Occ./Physical Therapist	Lowell High School	82,419
1	EYNATIAN	MONICA	Occ./Physical Therapist	McAuliffe Elementary School	76,308
1	ONEIL	CAROL	Physical Therapist	McAuliffe Elementary School	82,419
1	WEBER	DOREEN	Occ./Physical Therapist	Morey Elementary School	80,035
1	MCELHINNEY	LINDA	Occ./Physical Therapist	Pawtucketville Memorial Elementary School	74,417
1	TRAVIS	KIMBERLY	Occ./Physical Therapist	Shaughnessy Elementary School	67,138
12					814,661

Lowell Public Schools
FY 2017 Staff Salary Book

Positions Listed by
Budget Book Location

FTE	Last Name	First Name	Position	School	2016-17 Salary
1	CARTER	DANIELLE	Teacher-Speech/Lang	Bailey Elementary School	81,928
1	MICHALE	JENNA	Speech /Lang Assistant	Bailey Elementary School	39,313
1	LEE	ALICE	Teacher-Speech/Lang	Bartlett Community Partnership	81,928
1	SILVEIRA	TALOR	Speech /Lang Assistant	Bartlett Community Partnership	39,313
1	O'NEILL	STEPHANIE	Teacher-Speech/Lang	Butler Middle School	55,609
1	CARTER	KRISTEN	Teacher-Speech/Lang	Daley Middle School	55,609
1	TEP	SOPHIN	Speech /Lang Assistant	Greenhalge Elementary School	39,313
1	THURSBY	GAIL	Teacher-Speech/Lang	Greenhalge Elementary School	81,928
1	COWAN	LYNDSEY	Teacher-Speech/Lang	Leblanc / High School	80,035
1	WETED	ALLYSON	Teacher-Speech/Lang	Lincoln Elementary School	58,556
1	DESOUSA	SONIA	Speech /Lang Assistant	Lowell High School	39,313
1	DORMER	MICHAEL	Teacher-Speech/Lang	McAuliffe Elementary School	81,928
1	JONAS	MARILYN	Teacher-Speech/Lang	McAuliffe Elementary School	86,823
1	MCCOY	SARAH	Teacher-Speech/Lang	McAvinnue Elementary School	67,655
1	FRECHETTE	KATIE	Teacher-Speech/Lang	Morey Elementary School	78,622
1	VACANT	VACANT	Teacher-Speech/Lang	Murkland Elementary School	55,000
1	SHANAHAN	DEBRA	Teacher-Speech/Lang	Pawtucketville Memorial Elementary School	81,928
1	MCCARTHY	LORI	Teacher-Speech/Lang	Pyne Arts Magnet School	79,373
1	ROSS	SARAH	Teacher-Speech/Lang	Pyne Arts Magnet School	61,753
1	PELLETIER	ROBIN	Teacher-Speech/Lang	Reilly Elementary School	75,031
1	SMITH	LAUREN	Teacher-Speech/Lang	Robinson Middle School	83,039
1	WARD	MELISSA	Teacher-Speech/Lang	Rogers STEM Academy	81,928
1	MAHONEY	COURTNEY	Teacher-Speech/Lang	Shaughnessy Elementary School	55,609
1	GRATTA	KRYSTAL	Teacher-Speech/Lang	Stoklosa Middle School	78,337
1	LOPEZ	LESLIE	Teacher-Speech/Lang	Sullivan Middle School	71,344
1	SCESA	MICHELLE	Teacher-Speech/Lang	Wang Middle School	81,341
1	BUTTON	LINDSAY	Speech Therapist	Washington Elementary School	61,753
27					1,834,309

Lowell Public Schools
FY 2017 Staff Salary Book

Positions Listed by
Budget Book Location

FTE	Last Name	First Name	Position	School	2016-17 Salary
1	ORMSBY	KATHERINE	Signer/Interpreter	Districtwide	39,236
1	VACANT	VACANT	Signer/Interpreter	Districtwide	32,326
1	CLOUTIER	AMY	Signer/Interpreter	McAuliffe Elementary School	32,326
3					103,888
1	ARCHAMBAULT	JANICE	Special Education Nurse	Lincoln Elementary School	44,362
1	FOLEY	LEA	Special Education Nurse	Lowell High School	42,853
1	GASPARI	MARIANNE	Special Education Nurse	Reilly Elementary School	52,853
3					140,068

Lowell Public Schools
FY 2017 Staff Salary Book

Positons Listed by
Budget Book Location

FTE	Last Name	First Name	Position	School	2016-17 Salary
1	BRADY	ANN	Behavior Specialist	LHS Career Academy	85,401
1	QUATTROCCHI	DEBORAH	Behavior Specialist	Lincoln Elementary School	83,179
2					168,579
5	VACANT	VACANT	Board Certified Behavioral	Districtwide	425,000
1	PETERS	PAULA	Board Certified Behavioral	Special Education Office	82,568
1	RUSSELL	AMANDA	Board Certified Behavioral	Special Education Office	86,898
7					594,466

Lowell Public Schools
FY 2017 Staff Salary Book

Positions Listed by
Budget Book Location

FTE	Last Name	First Name	Position	School	2016-17 Salary
1	FLORENCE	ALEXIS	Eval Team Chair	Murkland Elementary School	85,403
1	BOUSIOS	ATHANASIA	Eval Team Chair	Special Education Office	88,804
1	BRODERICK	JOAN	Eval Team Chair	Daley Middle School	94,133
1	CLERMONT	KERRI	Eval Team Chair	Wang Middle School	88,751
1	BREEN	JOHN	Eval Team Chair	Special Education Office	87,640
1	MURPHY-PORKOLA	MARY	Eval Team Chair	Morey Elementary School	94,133
1	NUTTER	TINA	Eval Team Chair	Washington Elementary School	90,635
1	MELI	DEENA	Eval Team Chair	McAvinnue Elementary School	95,244
1	BURKE	KATHLEEN	Eval Team Chair	Stoklosa Middle School	93,264
1	LANE	ELLEN	Eval Team Chair	Reilly Elementary School	92,076
1	CLARK-NOWOSWIAT	PATRICIA	Eval Team Chair	Robinson Middle School	95,478
1	SMITH	SUSAN	Eval Team Chair	Special Education Office	95,478
1	MCARTHUR	MICHELLE	Eval Team Chair	Butler Middle School	93,264
13					1,194,301

Lowell Public Schools
FY 2017 Staff Salary Book

Positions Listed by
Budget Book Location

FTE	Last Name	First Name	Position	School	2016-17 Salary
1	BOISVERT	SARAH	Paraprofessional ED/BD	Bailey Elementary School	26,327
1	COTMAN-EL	MANSUR	Paraprofessional-Health	Bailey Elementary School	29,576
1	GARY	BONNIE	Paraprofessional-Health	Bailey Elementary School	22,918
1	GIGNAC	LINDA-JOY	Paraprofessional-EDBD	Bailey Elementary School	32,147
1	HOFFMAN	LAUREN	Paraprofessional-PDD	Bailey Elementary School	28,623
1	KENNEWAY	NANO	Paraprofessional-Health	Bailey Elementary School	23,404
1	MORALES	HILDA	Paraprofessional-Health	Bailey Elementary School	33,774
1	NEGRON	GISEL	Paraprofessional-Health	Bailey Elementary School	24,919
1	SIEGAL	JULIE	Paraprofessional-EDBD	Bailey Elementary School	28,623
1	VACANT	VACANT	Paraprofessional-SPED	Bailey Elementary School	25,000
1	CARABALLO	RICHARD	Paraprofessional-Health	Bartlett Community Partnership	29,576
1	FAMIGLIETTI	KATHLEEN	Paraprofessional-PDD	Bartlett Community Partnership	29,576
1	GALLETTA	KIRSTIE	Paraprofessional-Health	Bartlett Community Partnership	29,576
1	GOUVEIA	CAROL	Paraprofessional-Health	Bartlett Community Partnership	25,000
1	KOAM	SAMUTH	Paraprofessional-SPED	Bartlett Community Partnership	27,279
1	LOWELL	VALERIE	Paraprofessional-PDD	Bartlett Community Partnership	25,732
1	MCPHEE	ELLEN	Paraprofessional-SPED	Bartlett Community Partnership	21,184
1	PETERS	RORY	Paraprofessional 1:1	Bartlett Community Partnership	25,909
1	PHOUK	JOHNNY	Paraprofessional 1:1	Bartlett Community Partnership	27,279
1	RUIZ-CORTES	AMAURY	Paraprofessional-Health	Bartlett Community Partnership	23,766
1	VICENTE	KIMBERLY	Paraprofessional-Health	Bartlett Community Partnership	23,766
1	ATHANASATOS	KAYLA	Paraprofessional-SPED	Butler Middle School	27,355
1	BROWN	ANDREW	Paraprofessional-Health	Butler Middle School	27,279
1	COOPER	JULIE	Paraprofessional ED/BD	Butler Middle School	28,623
1	GOYETTE	DEANNA	Paraprofessional-SPED	Butler Middle School	25,058
1	OAK	ALYCIA	Paraprofessional-EDBD	Butler Middle School	28,623
1	CAPONE	HOLLY	Paraprofessional-Health	Daley Middle School	23,766
1	CLAFFIE	BETH	Paraprofessional-SPED	Daley Middle School	25,058
1	DRISCOLL	MARGARET	Paraprofessional-Health	Daley Middle School	35,370
1	HARRIS	EDWIN	Paraprofessional 1:1	Daley Middle School	30,878
1	KUILAN	MARGARITA	Paraprofessional-Health	Daley Middle School	29,308
1	MANAHAN	HELEN	Paraprofessional-SPED	Daley Middle School	27,355
1	ROGERS	AMY	Paraprofessional ED/BD	Daley Middle School	28,623
1	SILVA	KAREN	Paraprofessional-EDBD	Daley Middle School	37,035
1	SNEERINGER	JENNIFER	Paraprofessional-Health	Daley Middle School	29,576
1	BRUNELLE	BRYAN	Paraprofessional-Health	Greenhalge Elementary School	27,279
1	FINCH	BRENDA	Paraprofessional-SPED	Greenhalge Elementary School	27,355
1	FRECHETTE	AMY	Paraprofessional-SPED	Greenhalge Elementary School	30,093

Lowell Public Schools
FY 2017 Staff Salary Book

Positions Listed by
Budget Book Location

FTE	Last Name	First Name	Position	School	2016-17 Salary
1	ROYAL	RHIANNON	Paraprofessional-EDBD	Greenhalge Elementary School	31,528
1	SHAW	NANCY	Paraprofessional-Health	Greenhalge Elementary School	29,576
1	SHEEHY	JENNIFER	Paraprofessional-Health	Greenhalge Elementary School	24,634
1	DAVIS	DARRYL	Paraprofessional-EDBD	Laura Lee Therapeutic Day School	26,457
1	DISLA	JESSICA	Paraprofessional-SPED	Laura Lee Therapeutic Day School	28,623
1	HOFFMAN	TERRI	Paraprofessional ED/BD	Laura Lee Therapeutic Day School	28,623
1	STUER	TRACY	Paraprofessional-EDBD	Laura Lee Therapeutic Day School	25,732
1	WILSON	SARAH	Paraprofessional-EDBD	Laura Lee Therapeutic Day School	22,452
1	BETANCUR	ESTEBAN	Paraprofessional-Health	Lincoln Elementary School	22,561
1	COLON	AIDE	Paraprofessional-Health	Lincoln Elementary School	33,774
1	DAIGLE	NANCY	Paraprofessional-Health	Lincoln Elementary School	33,099
1	DUCHARME	RENE	Paraprofessional-SPED	Lincoln Elementary School	30,790
1	FIGUEROA	PEDRO	Paraprofessional-EDBD	Lincoln Elementary School	21,965
1	GARTHE	LINDA	Paraprofessional-SPED	Lincoln Elementary School	34,746
1	KING	BRENDA	Paraprofessional-SPED	Lincoln Elementary School	33,218
1	MENDES	LINDA	Paraprofessional-Health	Lincoln Elementary School	34,607
1	ONEIL	ALLISON	Paraprofessional ED/BD	Lincoln Elementary School	26,327
1	BROWN	DONNA	Paraprofessional-Health	Lowell High School	26,683
1	COLON	ANGIE	Paraprofessional-EDBD	Lowell High School	25,732
1	COSTA	JEFFREY	Paraprofessional-SPED	Lowell High School	28,623
1	DUKULY	SANDRA	Paraprofessional-Health	Lowell High School	31,528
1	FELDE	STEPHEN	Paraprofessional 1:1	Lowell High School	27,355
1	HARTNETT	CHARLES	Paraprofessional-EDBD	Lowell High School	32,147
1	KATES	ERIC	Paraprofessional-EDBD	Lowell High School	28,623
1	KENNEY	TASHA	Paraprofessional ED/BD	Lowell High School	26,457
1	LOHMER	MICHAEL	Paraprofessional-Health	Lowell High School	33,099
1	LOPEZ	VIANKA	Paraprofessional-Health	Lowell High School	26,617
1	MACLEAN	CHARLENE	Paraprofessional-Health	Lowell High School	33,099
1	MANSOUR	SUAD	Paraprofessional 1:1	Lowell High School	27,355
1	MARTELL	ANNETTE	Paraprofessional-SPED	Lowell High School	25,000
1	MURPHY	DONNA	Paraprofessional-SPED	Lowell High School	27,177
1	RODRIGUEZ	MYLENE	Paraprofessional-Health	Lowell High School	34,607
1	ROMANOWSKI	NICHOLAS	Paraprofessional-Health	Lowell High School	29,576
1	RONAN	MARK	Para-Life Skills	Lowell High School	29,576
1	SANTIAGO	CARMEN	Paraprofessional-Health	Lowell High School	30,742
1	STEWART	GINA	Paraprofessional-Health	Lowell High School	32,179
1	SULLIVAN	COLLEEN	Paraprofessional-Health	Lowell High School	35,370
1	TINGLEY	GRAHAM	Paraprofessional-EDBD	Lowell High School	32,147

Lowell Public Schools
FY 2017 Staff Salary Book

Positions Listed by
Budget Book Location

FTE	Last Name	First Name	Position	School	2016-17 Salary
1	WILLIAMS	MICHELLE	Paraprofessional-SPED	Lowell High School	29,958
1	CARRASCO	MYRNA	Paraprofessional-SPED	McAuliffe Elementary School	31,554
1	COTE-ROY	DIANE	Paraprofessional-Health	McAuliffe Elementary School	36,203
1	LEPINE	LAUREN	Paraprofessional-Health	McAuliffe Elementary School	32,314
1	BLIER	SARAH	Paraprofessional 1:1	McAvinnue Elementary School	26,327
1	FERNANDEZ	ANA	Paraprofessional ED/BD	McAvinnue Elementary School	21,965
1	HICKMAN	CHRISTOPHER	Paraprofessional-SPED	McAvinnue Elementary School	20,340
1	VACANT	VACANT	Paraprofessional-SPED	McAvinnue Elementary School	25,000
1	VELASQUEZ	REGINA	Paraprofessional-EDBD	McAvinnue Elementary School	32,824
1	DION KING	STACEY	Paraprofessional-Health	Moody Elementary School	28,129
1	CLANCY	REGINA	Paraprofessional-EDBD	Morey Elementary School	25,295
1	DIAZ	YOLANDA	Paraprofessional-PDD	Morey Elementary School	27,733
1	LEVESQUE	SANDRA	Paraprofessional-Health	Morey Elementary School	33,774
1	ROPER	DEBRA	Paraprofessional-Health	Morey Elementary School	33,843
1	KEMP	JENNA	Paraprofessional-SPED	Murkland Elementary School	22,431
1	KOPICKO	KIM	Paraprofessional-SPED	Murkland Elementary School	25,058
1	MCPHILLIPS	KAREN	Paraprofessional-EDBD	Murkland Elementary School	31,228
1	RODRIGUEZ	ADITA	Paraprofessional-EDBD	Murkland Elementary School	21,610
1	SOUSA	KIMBERLY	Paraprofessional-SPED	Murkland Elementary School	31,228
1	WATTS	AMY	Paraprofessional-Health	Murkland Elementary School	29,576
1	AMIN	JYOTI	Paraprofessional-Health	Pawtucketville Memorial Elementary School	32,314
1	FITZGERALD	PATRICIA	Paraprofessional-Health	Pawtucketville Memorial Elementary School	33,843
1	GIGUERE	CHRISTINE	Paraprofessional-Health	Pawtucketville Memorial Elementary School	35,511
1	LEAL	GRACE	Paraprofessional-ELL	Pawtucketville Memorial Elementary School	29,958
1	PATEL	SHILPA	Paraprofessional-Health	Pawtucketville Memorial Elementary School	28,852
1	VIRELLA	KRISTINA	Paraprofessional-Health	Pawtucketville Memorial Elementary School	31,528
1	WONSON	SAMANTHA	Paraprofessional-EDBD	Pawtucketville Memorial Elementary School	29,576
1	COLLINS	ERIN	Paraprofessional-Health	Pyne Arts Magnet School	27,279
1	FREKER	LISA	Paraprofessional 1:1	Pyne Arts Magnet School	29,954
1	GAY	PATRICIA	Paraprofessional ED/BD	Pyne Arts Magnet School	32,892
1	HALEY	KRISTINE	Paraprofessional-Health	Pyne Arts Magnet School	27,279
1	LEVENE	REBECCA	Paraprofessional-Health	Pyne Arts Magnet School	29,576
1	MANDEVILLE	KELLI	Paraprofessional-Health	Pyne Arts Magnet School	22,561
1	MARTINEZ	ANGELA	Paraprofessional-Health	Pyne Arts Magnet School	29,001
1	MCDERMOTT	JEAN	Paraprofessional-EDBD	Pyne Arts Magnet School	29,576
1	OLIVEIRA	CHRISTINA	Paraprofessional-EDBD	Pyne Arts Magnet School	28,623
1	POSCO	LORI	Paraprofessional ED/BD	Pyne Arts Magnet School	25,004
1	RODRIGUEZ-ANDRADES	NATALY	Paraprofessional-PDD	Pyne Arts Magnet School	21,965

Lowell Public Schools
FY 2017 Staff Salary Book

Positions Listed by
Budget Book Location

FTE	Last Name	First Name	Position	School	2016-17 Salary
1	SEVIGNY	PAULA	Paraprofessional-SPED	Pyne Arts Magnet School	31,228
1	SOROTA	KERRI	Paraprofessional-Health	Pyne Arts Magnet School	33,099
1	CAMARA	CLARIZA	Paraprofessional-EDBD	Reilly Elementary School	33,843
1	REYES	AIDA	Paraprofessional 1:1	Reilly Elementary School	31,622
1	RODRIGUEZ	PAULA	Paraprofessional-Bil/Sped	Reilly Elementary School	31,622
1	DALRYMPLE	SHERRY	Paraprofessional-SPED	Robinson Middle School	20,340
1	DELESDERNIER	SUZANNE	Paraprofessional-SPED	Robinson Middle School	30,878
1	KEEGAN	JAMES	Paraprofessional-SPED	Robinson Middle School	25,058
1	MACLEOD	CHRISTOPHER	Paraprofessional-SPED	Robinson Middle School	21,545
1	NEWCOMB	LEEANN	Paraprofessional-SPED	Robinson Middle School	33,289
1	BALL	CYNTHIA	Paraprofessional 1:1	Rogers STEM Academy	25,058
1	BENNETT	KATHERINE	Paraprofessional-EDBD	Rogers STEM Academy	26,327
1	GUDEWICH	BRYAN	Paraprofessional-EDBD	Rogers STEM Academy	28,623
1	LAFERRIERE	JOSEPH	Paraprofessional-Health	Rogers STEM Academy	22,918
1	LAOUI	GHYZLENE	Paraprofessional-EDBD	Rogers STEM Academy	28,623
1	MCGUIRE	JANICE	Paraprofessional ED/BD	Rogers STEM Academy	22,452
1	PETERS	FABIOLA	Paraprofessional-SPED	Rogers STEM Academy	25,058
1	TESSIER	CHRISTINE	Paraprofessional ED/BD	Rogers STEM Academy	28,623
1	VADIVEL	SRIVATHANA	Paraprofessional-Health	Rogers STEM Academy	23,404
1	WANG	SALYNA	Paraprofessional-Health	Rogers STEM Academy	29,576
1	ABDULRAZZAK	SAHAR	Paraprofessional-Health	Shaughnessy Elementary School	22,561
1	BRODEUR	GAIL	Paraprofessional-Health	Shaughnessy Elementary School	33,774
1	CARMODY	CATHERINE	Paraprofessional-Health	Shaughnessy Elementary School	33,289
1	CRAWFORD	SOPHIA	Paraprofessional-SPED	Shaughnessy Elementary School	34,052
1	CRUZ	JULIANA	Paraprofessional ED/BD	Shaughnessy Elementary School	22,815
1	DEROSA	KERRI	Paraprofessional-Health	Shaughnessy Elementary School	29,576
1	KENNEDY	NOREEN	Paraprofessional-SPED	Shaughnessy Elementary School	21,545
1	LEBOEUF	STAMATIA	Paraprofessional-Health	Shaughnessy Elementary School	24,145
1	MAZZONE	TERESA	Paraprofessional 1:1	Shaughnessy Elementary School	32,388
1	MCGINNESS	AUBREY	Paraprofessional-Health	Shaughnessy Elementary School	27,279
1	MENDONCA	ANGELA	Paraprofessional-Health	Shaughnessy Elementary School	24,021
1	MONAHAN	MELYSSA	Paraprofessional-Health	Shaughnessy Elementary School	25,909
1	MORAN	BETH	Paraprofessional-Health	Shaughnessy Elementary School	30,790
1	PARKE	CHRISTOPHER	Paraprofessional-PK	Shaughnessy Elementary School	29,958
1	SILVA	NINA	Paraprofessional-Health	Shaughnessy Elementary School	28,129
1	COMALLI	DAVID	Paraprofessional-ELL	Stoklosa Middle School	32,059
1	LEAL SALLES	MALINDA	Paraprofessional-EDBD	Stoklosa Middle School	30,790
1	MICHAUD	MARIA	Paraprofessional-SPED	Stoklosa Middle School	34,558

Lowell Public Schools
FY 2017 Staff Salary Book

Positions Listed by
Budget Book Location

FTE	Last Name	First Name	Position	School	2016-17 Salary
1	ROWE	NANCY	Paraprofessional-PDD	Stoklosa Middle School	33,218
1	KEEFE	MEAGHAN	Paraprofessional-EDBD	Sullivan Middle School	30,576
1	LAFLEUR	LAURA	Paraprofessional-SPED	Sullivan Middle School	30,576
1	PHILLIPS	ELIZABETH	Paraprofessional-SPED	Sullivan Middle School	25,909
1	SOUTHERN	ROBERT	Paraprofessional-EDBD	Sullivan Middle School	28,623
1	SWAIN	CHELSEA	Paraprofessional ED/BD	Sullivan Middle School	21,965
1	COTE	JOAN	Paraprofessional-SPED	Wang Middle School	32,179
1	PEDROSA	ALVIN	Paraprofessional ED/BD	Wang Middle School	25,732
1	RODRIGUEZ	SAUL	Paraprofessional-PDD	Wang Middle School	26,631
1	RODRIGUEZ	ISAIAS	Paraprofessional-EDBD	Wang Middle School	25,266
1	CASEY	JUDITH	Paraprofessional-EDBD	Washington Elementary School	34,558
1	CRUZ	ROY	Paraprofessional-PDD	Washington Elementary School	28,623
1	DESIMONE	HEATHER	Paraprofessional-EDBD	Washington Elementary School	28,623
1	DONOVAN	COREY	Paraprofessional-PDD	Washington Elementary School	28,623
1	HAYDEN	MARYBETH	Paraprofessional-Health	Washington Elementary School	33,099
1	HOFFMAN	CHRISTINE	Paraprofessional-PDD	Washington Elementary School	25,732
1	WILLIAMS	DANYL	Paraprofessional-Health	Washington Elementary School	29,576
169					4,817,004

Lowell Public Schools
FY 2017 Staff Salary Book

Positions Listed by
Budget Book Location

FTE	Last Name	First Name	Position	School	2016-17 Salary
1	FIGUEROA	PEDRO	ABE Paraprofessional	Lincoln Elementary School	22,452
1	MENDES	LINDA	ABE Paraprofessional	Lincoln Elementary School	34,607
1	RODRIGUEZ	ISAIAS	ABE Paraprofessional	Lincoln Elementary School	25,266
3					82,325

Lowell Public Schools
FY 2017 Staff Salary Book

Positons Listed by
Budget Book Location

FTE	Last Name	First Name	Position	School	2016-17 Salary
1	MCKIERNAN	ELIZABETH	Director of Adult Ed	Adult Basic Education Program	98,939

Lowell Public Schools
FY 2017 Staff Salary Book

Positions Listed by
Budget Book Location

FTE	Last Name	First Name	Position	School	2016-17 Salary
1	CHASE	MARGARET	Teacher-Adult Education	Adult Basic Education Program	80,035
1	CRONIN	CHRISTINA	Teacher-Adult Education	Adult Basic Education Program	77,482
1	FRANCOEUR	DEBORAH	Teacher-Adult Education	Adult Basic Education Program	82,253
1	MCCABE	MAURA	Teacher-Adult Education	Adult Basic Education Program	77,482
1	SILK	SUSAN	Teacher-Adult Education	Adult Basic Education Program	83,820
5					401,072

Lowell Public Schools
FY 2017 Staff Salary Book

Positons Listed by
Budget Book Location

FTE	Last Name	First Name	Position	School	2016-17 Salary
1	DOWNEY	KATHY	Library Media Specialist	Lowell High School	86,072

Lowell Public Schools
FY 2017 Staff Salary Book

Positions Listed by
Budget Book Location

FTE	Last Name	First Name	Position	School	2016-17 Salary
1	VACANT	VACANT	Library Aide	Rogers Stem Academy	20,824
1	BONIN	GAIL	Library Aide	Butler Middle School	20,824
1	CALLAHAN	MICHELLE	Library Aide	Shaughnessy Elementary School	27,968
1	BACHTA	SANDRA	Library Aide	Wang Middle School	27,968
1	TAYLOR	CECILE	Library Aide	Robinson Middle School	27,968
1	COOK	CANDACE	Library Aide	Lowell High School	27,968
1	BLACK	MARY	Library Aide	Bartlett Community Partnership	27,969
1	BROWN	MARIE	Library Aide	Murkland Elementary School	28,800
1	OM	GRACE NGO	Library Aide	McAvinnue Elementary School	30,500
1	FAIRWEATHER	DONNA	Library Aide	Greenhalge Elementary School	30,500
1	OXTON	LESLIE	Library Aide	Pawtucketville Memorial Elementary School	30,500
1	GALLO	DEBORAH	Library Aide	Lowell High School	30,500
1	DUNN	MARIE	Library Aide	Moody Elementary School	32,000
1	COMALLI	LINDA	Library Aide	Stoklosa Middle School	32,000
1	DUBUQUE	JACQUELINE	Library Aide	Washington Elementary School	32,000
1	NORTON	NANCY	Library Aide	McAuliffe Elementary School	31,696
1	SHEA	IRIS	Library Aide	Lincoln Elementary School	33,293
1	ZAIM	ERICA	Library Aide	Daley Middle School	21,422
1	HEBERT	ERIN	Library Aide	Pyne Arts Magnet School	24,093
1	CARRABIS	KATHLEEN	Library Aide	Reilly Elementary School	26,305
1	MCCULLOUGH	LO	Library Aide	Morey Elementary School	27,927
1	DUGAS	JOANNE	Library Aide	Bailey Elementary School	29,398
1	VOUTSELAS	STEPHANIE	Library Aide	Sullivan Middle School	31,098
23					653,522

Lowell Public Schools
FY 2017 Staff Salary Book

Positons Listed by
Budget Book Location

FTE	Last Name	First Name	Position	School	2016-17 Salary
1	PINARD	JOHN	Coord.-Education TV	Lowell High School	96,638

Lowell Public Schools
FY 2017 Staff Salary Book

Positions Listed by
Budget Book Location

FTE	Last Name	First Name	Position	School	2016-17 Salary
1	FREELEY	DEBORAH	Teacher-TV Studio	Lowell High School	72,525

Lowell Public Schools
FY 2017 Staff Salary Book

Positions Listed by
Budget Book Location

FTE	Last Name	First Name	Position	School	2016-17 Salary
1	CROCKER	MELANIE	Guidance Services	Bartlett Community Partnership	83,911
1	DEE	KALEY	Guidance Services	Butler Middle School	80,941
1	LEPOER	SITHRA	Guidance Services	Daley Middle School	88,623
1	RIBARDO-SMITH	AARON	Guidance Services	Lowell High School	80,941
1	BLOUIN	LYN	Guidance Services	Lowell High School	81,673
1	QUINTON	CRYSTAL	Guidance Services	Lowell High School	81,673
1	BOISVERT	SHELBY	Guidance Services	Lowell High School	81,673
1	CROWELL	YVETTE	Guidance Services	Lowell High School	81,673
1	CASSIDY	KAYRN	Guidance Services	Lowell High School	87,092
1	DEVOST	RHONDA	Guidance Services	Lowell High School	87,092
1	BRUNNER	HEATHER	Guidance Services	Lowell High School	87,092
1	MENDONCA	ROSE	Guidance Services	Lowell High School	90,440
1	VLAHAKIS	SHERRIE	Guidance Services	Lowell High School	84,290
1	UONG	CHANRITHY	Guidance Services	Lowell High School	87,512
1	FIGUEROA	YLIANA	Guidance Services	Lowell High School	88,623
1	SARIN	VANNORATH	Guidance Services	Lowell High School	86,132
1	GRIFFIN	KATHRYN	Guidance Services	Lowell High School	95,121
1	SCHWARTZ	MAUREEN	Crisis Coordinator	Lowell High School	89,136
1	PELTON	KATHRYN	Guidance Services	Pyne Arts Magnet School	80,941
1	HINES	PATRICIA	Guidance Services	Robinson Middle School	85,401
1	TY	SENG	Guidance Services	Stoklosa Middle School	85,401
1	DANDURANT	DARLENE	Guidance Services	Sullivan Middle School	90,440
1	ROY	LYNDSAY	Guidance Services	Wang Middle School	80,941
23					1,966,762

Lowell Public Schools
FY 2017 Staff Salary Book

Positions Listed by
Budget Book Location

Pay FTE	Last Name	First Name	Position	School	2016-17 Salary
1	MCCABE	BRENDA	SCHEDULER CLERK LHS	Lowell High School	40,492
1	DOWLING	ROBERTA	SCHEDULER CLERK LHS	Lowell High School	40,920
1	MCHUGH	LISA	SCHEDULER CLERK LHS	Lowell High School	40,920
1	DURAND	MICHELLE	SCHEDULER CLERK LHS	Lowell High School	45,046
1	GEOFFROY	MARY	SCHEDULER CLERK LHS	Lowell High School	45,046
5					212,423

Lowell Public Schools
FY 2017 Staff Salary Book

Positions Listed by
Budget Book Location

FTE	Last Name	First Name	Position	School	2016-17 Salary
1	FARADY-DRISCOLL	JOAN	Social Worker	Cardinal O'Connell - McHugh Alternative	86,425
1	RICCIARDI	DANIELA	Social Worker	Lowell High School	84,187
1	SEPE	GINA	Social Worker	Lowell High School	84,187
1	CORREA-BERG	CARLA	Social Worker	Lowell High School	88,647
1	ELLENTUCK	AMY	Social Worker	Lowell High School	89,754
1	UNDERWOOD	JENNIFER	Social Worker	Pyne Arts Magnet School	84,187
1	CASEY	LORI	Social Worker SPED	Butler Middle School	84,187
1	HECKER	JENNIFER	Social Worker SPED	Reilly Elementary School	84,187
1	SPENCER	ERIN	Social Worker SPED	Stoklosa Middle School	84,187
1	GREENBERG	ANNA	Social Worker SPED	Sullivan Middle School	86,425
1	OBRIEN	CLAIRE	Social Worker SPED	Daley Middle School	86,425
-1	VACANT	VACANT	Social Worker	Lowell High School	- 84,187
10					858,614

Lowell Public Schools
FY 2017 Staff Salary Book

Positions Listed by
Budget Book Location

FTE	Last Name	First Name	Position	School	2016-17 Salary
1	VACANT	VACANT	Psychologist	TBD	91,895
1	TRAN	MERCEDES	Psychologist	Murkland Elementary School	91,895
1	PYLES	SHEELA	Psychologist	Lowell High School	94,133
1	DALEY	PAMELA	Psychologist	Daley Middle School	91,895
1	YOUS	PHAKDEY	Psychologist	Butler Middle School	91,895
1	KYRIAZIDIS	EFTHYMIA	Psychologist	Bartlett Community Partnership	91,895
1	CULHANE	CAITLIN	Psychologist	Robinson Middle School	91,895
1	BUSBY	VALERIE	Psychologist	Sullivan Middle School	94,133
1	MINOTT	TARA	Psychologist	Lowell High School	94,133
1	DUNKERLEY	LORI	Psychologist	Wang Middle School	95,244
1	SCHUELER	MARTINA	Psychologist	Lincoln Elementary School	95,244
1	MURILLO	MARIA	Psychologist	Greenhalge Elementary School	96,354
1	O'BRIEN	MARY ANNE	Psychologist	McAvinnue Elementary School	99,924
13					1,220,534

Lowell Public Schools
FY 2017 Staff Salary Book

Positons Listed by
Budget Book Location

FTE	Last Name	First Name	Position	School	2016-17 Salary
1	DESCOTEAUX	JOHN	Coord. - FRC	Family Resource Center	96,638
1	BRANSFIELD	PAULA	District Support Spec.	Curriculum Office	88,684
1	CRONES	NANCY	District Support Spec.	Student Support Services	90,921
1	MCOSKER	FREDERICK	District Support Spec.	Student Support Services	97,342
1	MURPHY-PAINCHAUD	PATRICIA	District Support Spec.	Rogers STEM Academy	95,357
1	PAYNE	MARY	District Support Spec.	Student Support Services	94,250
5					466,554

Lowell Public Schools
FY 2017 Staff Salary Book

Positions Listed by
Budget Book Location

FTE	Last Name	First Name	Position	School	2016-17 Salary
1	GANLEY	HEATHER	Attendance Officer	Student Support Services	70,348
1	SEGARRA-MORALES	ROSA	Attendance Monitor	Student Support Services	32,949
1	KEANE	CATHERINE	Attendance Monitor	Student Support Services	32,949
2					65,898

Lowell Public Schools
FY 2017 Staff Salary Book

Positons Listed by
Budget Book Location

FTE	Last Name	First Name	Position	School	2016-17 Salary
0.5	DEPROFIO	JAMES	Director of Athletics	Lowell High School	56,315

Lowell Public Schools
FY 2017 Staff Salary Book

Positions Listed by
Budget Book Location

FTE	Last Name	First Name	Position	School	2016-17 Salary
1	THORNTON	THOMAS	Coord.-Student Activities	Lowell High School	76,730

Lowell Public Schools
FY 2017 Staff Salary Book

Positons Listed by
Budget Book Location

FTE	Last Name	First Name	Position	School	2016-17 Salary
1	VACANT	VACANT	Facility Director	Business Office	65,000

Lowell Public Schools
FY 2017 Staff Salary Book

Positions Listed by
Budget Book Location

FTE	Last Name	FirstName	Position	School	2016-17 Salary
1	PHILLIPS	CARL	Custodian	Adult Basic Education Program	44,151
1	BLANCHETTE	DONALD	Custodian	Bailey Elementary School	45,183
1	FORTNER	JAMES	Custodian	Bailey Elementary School	45,183
1	SCANLON	THOMAS	Custodian	Bailey Elementary School	49,806
1	FLEMING	KATHERINE	Custodian	Bartlett Community Partnership	42,603
1	LAFORTUNE	RAY	Custodian	Bartlett Community Partnership	49,806
1	PHOL	SOKVAN	Custodian	Bartlett Community Partnership	45,183
1	SURETTE	RICHARD	Custodian	Bartlett Community Partnership	45,183
1	KEENAN	MICHAEL	Custodian	BRIDGE Program	44,151
1	GAGNON	JOSEPH	Custodian	Butler Middle School	42,603
1	ODAY	CHRISTINA	Custodian	Butler Middle School	45,183
1	RILEY	RICHARD	Custodian	Butler Middle School	49,806
1	SNOW	ROGER	Custodian	Butler Middle School	45,183
1	LETOURNEAU	DAVID	Custodian	Cardinal O'Connell - McHugh Alternative	44,151
1	BASTIEN	JUSTIN	Custodian	Daley Middle School	44,011
1	BATOR	RONALD	Custodian	Daley Middle School	42,603
1	GEOFFROY	NORMAND	Custodian	Daley Middle School	49,806
1	QUINTAL	JUSTIN	Custodian	Daley Middle School	41,903
1	GALLAGHER	DANIEL	Custodian	Districtwide	42,603
1	HERNADEZ	MARIO	Custodian	Districtwide	42,603
1	RODRIGUES	DAVID	Custodian	Greenhalge Elementary School	49,806
1	RUDY	ANNE	Custodian	Greenhalge Elementary School	43,893
1	TINGLEY	LONNIE	Custodian	Greenhalge Elementary School	45,183
1	SILVA	DANIEL	Custodian	Leblanc Therapeutic Day School	44,151
1	HANSEN	MARITZA	Custodian	LHS Academy	42,979
1	KEENAN	NATALIE	Custodian	Lincoln Elementary School	45,183
1	LANOUE	DOLORES	Custodian	Lincoln Elementary School	45,183
1	VALLANTE	MICHAEL	Custodian	Lincoln Elementary School	49,806
1	AZAROWSKI	STEPHEN	Custodian	Lowell High School	45,183
1	CROWTHER	CHAD	Custodian	Lowell High School	45,183
1	DAIGNEAULT	RICHARD	Custodian	Lowell High School	43,893
1	DONOVAN	DOUGLAS	Custodian	Lowell High School	45,183
1	FEEHAN	JAMES	Custodian	Lowell High School	43,073
1	HAND	ROBERT	Custodian	Lowell High School	45,183
1	HARRIGAN	PATRICK	Senior Custodian	Lowell High School	60,618
1	HARVEY	DEBORAH	Custodian	Lowell High School	45,183
1	KILUK	RICHARD	Custodian	Lowell High School	42,603

Lowell Public Schools
FY 2017 Staff Salary Book

Positions Listed by
Budget Book Location

FTE	Last Name	FirstName	Position	School	2016-17 Salary
1	MCHUGH	ROBERT	Custodian	Lowell High School	42,603
1	OCIEPKA	ROBERT	Custodian	Lowell High School	45,183
1	OHARA	FRANCIS	Custodian	Lowell High School	45,183
1	PRIMEAU	CRYSTAL	Custodian	Lowell High School	43,893
1	SAYER	ALAN	Senior Custodian	Lowell High School	58,039
1	SMITH	RONALD	Custodian	Lowell High School	45,183
1	SPINNEY	QUENTIN	Custodian	Lowell High School	45,183
-1	VACANT	VACANT	Custodian	Lowell High School	(45,000)
-1	VACANT	VACANT	Custodian	Lowell High School	(45,000)
1	VACANT	VACANT	Custodian	Lowell High School	43,073
1	WALSH	SCOTT	Custodian	Lowell High School	45,183
1	WHITE	MARK	Custodian	Lowell High School	45,183
1	GIURLEO	MARK	Custodian	McAuliffe Elementary School	49,806
1	PRESCOTT	KEVIN	Custodian	McAuliffe Elementary School	45,183
1	PSALEDAKIS	JONATHAN	Custodian	McAuliffe Elementary School	45,183
1	LANOUE	RONALD	Custodian	McAvinnue Elementary School	45,183
1	SILVA	AGOSTINHO	Custodian	McAvinnue Elementary School	45,183
1	SILVA	MANUEL	Senior Custodian	McAvinnue Elementary School	49,806
1	GORDON	ERIC	Senior Custodian	Moody Elementary School	49,806
1	MCCABE	EDWARD	Custodian	Moody Elementary School	42,603
1	BILBY	JEFFREY	Senior Custodian	Morey Elementary School	49,806
1	CAPPOTTO	MICHAEL	Custodian	Morey Elementary School	45,183
1	MAUTI	CHRISTOPHER	Custodian	Morey Elementary School	45,183
1	CASEY	MICHAEL	Custodian	Murkland Elementary School	43,893
1	FALARDEAU	LEO	Custodian - Senior	Murkland Elementary School	49,806
1	LAWRENSON	JONATHAN	Custodian	Murkland Elementary School	45,183
1	BINDAS	WALTER	Custodian	Pawtucketville Memorial Elementary School	45,183
1	CLARK	JOHN	Custodian	Pawtucketville Memorial Elementary School	42,603
1	FIERLEY	PAMELA	Senior Custodian	Pawtucketville Memorial Elementary School	49,806
1	BEJANIANCE	SHAWN	Custodian	Pyne Arts Magnet School	45,183
1	NAPPA	CARMEN	Custodian	Pyne Arts Magnet School	49,806
1	PURCELL	DAVID	Custodian	Pyne Arts Magnet School	45,183
1	TROTT	KENNETH	Custodian	Pyne Arts Magnet School	42,603
1	FITZPATRICK	CHARLES	Custodian	Reilly Elementary School	45,183
1	SARMENTO	RICHARD	Custodian	Reilly Elementary School	49,806
1	SIROIS	DIANE	Custodian	Reilly Elementary School	43,893
1	GOMES	ANTHONY	Custodian	Robinson Middle School	45,183

Lowell Public Schools
FY 2017 Staff Salary Book

Positions Listed by
Budget Book Location

FTE	Last Name	FirstName	Position	School	2016-17 Salary
1	INSON	GEORGE	Custodian - Senior	Robinson Middle School	49,806
1	LAKE	MICHAEL	Custodian	Robinson Middle School	43,893
1	DIAMANTOPOULOS	JOHN	Custodian	Rogers STEM Academy	42,603
1	STUART	GERALD	Custodian	Rogers STEM Academy	45,183
1	WOLFGANG	JOHN	Custodian	Rogers STEM Academy	49,806
1	PARENT	JAMES	Custodian - Senior	Shaughnessy Elementary School	49,806
1	PEABODY	MARK	Custodian	Shaughnessy Elementary School	45,183
1	SINGER	GARRETT	Custodian	Shaughnessy Elementary School	45,183
1	LEFEBVRE	DONNA MARIE	Custodian	Stoklosa Middle School	45,183
1	NORTON	CHARLES	Custodian	Stoklosa Middle School	45,183
1	SNOW	JAMES	Custodian	Stoklosa Middle School	42,603
1	VIEIRA	JOSE	Custodian	Stoklosa Middle School	49,806
1	CASEY	EUGENE	Custodian	Sullivan Middle School	45,183
1	GONZALEZ	RAMON	Custodian	Sullivan Middle School	45,183
1	KING	KELLY	Custodian	Sullivan Middle School	42,603
1	UNDERWOOD	RICHARD	Custodian	Sullivan Middle School	49,806
1	FERREIRA	DENNIS	Custodian	Wang Middle School	49,806
1	SHEEHAN	MICHAEL	Custodian	Wang Middle School	43,893
1	SINGER	CHARLES	Custodian	Wang Middle School	45,183
1	WILLIAMS	DEMETRIUS	Custodian	Wang Middle School	43,073
1	CLOUGH	PATTI	Custodian	Washington Elementary School	43,893
1	SPINDLER	FREDERICK	Custodian	Washington Elementary School	49,806
-1	VACANT	VACANT	Custodian	Lowell High School	(45,000)
-1	VACANT	VACANT	Custodian	Lowell High School	(45,000)
92					4,221,591

Lowell Public Schools
FY 2017 Staff Salary Book

Positions Listed by
Budget Book Location

FTE	Last Name	FirstName	Position	School	2016-17 Salary
1	PRIMEAU	JOSEPH	HEATING MAINTENANCE	Lowell High School	54,592

Lowell Public Schools
FY 2017 Staff Salary Book

Positons Listed by
Budget Book Location

FTE	Last Name	First Name	Position	School	2016-17 Salary
1	CARROLL	ROBERT	Energy Management System Monitor	Districtwide	51,816

Lowell Public Schools
FY 2017 Staff Salary Book


Positions Listed by
Budget Book Location

FTE	Last Name	Munis FirstName	Position	School	2016-17 Salary
1	ARMSTRONG	KENNETH	Security Guard	Leblanc Therapeutic Day School	42,603
1	UONG	CHHAYA	Security Guard	LHS Career Academy	42,603
1	MUKAKINANI	SANDRINE	Security Guard	Lowell High School	38,934
1	CREMIN	SHAUN	Security Guard	Lowell High School	41,431
1	FLYNN	THOMAS	Security Guard	Lowell High School	42,603
1	CZELEWICZ	KIRK	Security Guard	Lowell High School	42,603
1	PENDER	JENNIFER	Security Guard	Lowell High School	42,603
1	LESSARD	DANIELLE	Security Guard	Lowell High School	42,603
1	OBRIEN	THOMAS	Security Guard	Lowell High School	42,603
1	DESMARAIS	MARY	Security Guard	Lowell High School	45,183
10					423,769

Lowell Public Schools
FY 2017 Staff Salary Book

Positions Listed by
Budget Book Location

FTE	Last Name	First Name	Position	School	2016-17 Salary
1	BOUTSELIS	JOHN	School Resource Officer	Lowell High School	87,865
1	PENDER	DAVID	School Resource Officer	LHS Career Academy	87,865
1	SANTIAGO	JOSE	School Resource Officer	Stoklosa Middle School	87,865
3					263,594



Bailey Elementary School

Kimberley J. Clements, Principal

175 Campbell Drive

Lowell, Massachusetts 01851

978-937-7644



Accountability

	2012	2013	2014	2015
Accountability Level:	1	1	1	2
School Performance Percentile:	22	32	42	42

Progress & Performance Index (PPI)

	2012	2013	2014	2015	Cumulative
All Students	94	69	113	31	69
High Needs	88	50	113	113*	98

On Target ≥ 75

*Held Harmless due to new Economically Disadvantaged subgroup

Enrollment (October 1, 2015)

	PK	K	1	2	3	4	5	6	7	8	9	10	11	12	SP	Total
School	34	95	97	98	94	100										518
District	572	1181	1294	1280	1215	1209	1010	1083	1079	1068	861	799	789	688	24	14152

Students (October 1, 2015)

	school	district
African American	3.3	7.3
Asian	35.5	29.1
Hispanic	20.3	30.7
White	36.3	29.3
Other	4.6	3.6

Indicators (2014-15)

	school	district
Attendance Rate	95.4	94.1
Average Number of Days Absent	7.9	9.9
Chronically Absent (10% or more)	13.5	16.9
Students with more than 9 Unexcused Absences	19.4	25.8
Retention Rate	0.0	1.7

Special Programs (2014-15)


CSA (PreK)

CSA (K-2)

CSA (3-4)

	school	district
First Language Not English	27.0	30.0
English Language Learner	22.0	25.0
Students With Disabilities	17.2	15.5
High Needs	65.3	70.2
Economically Disadvantaged	48.6	50.4

Bartlett Community Partnership School



Peter Holtz, Principal
79 Wannalancit Street
Lowell, Massachusetts 01854
978-937-8968



Accountability

	2012	2013	2014	2015
Accountability Level:	3	3	3	1
School Performance Percentile:	4	13	27	34

Progress & Performance Index (PPI)

	2012	2013	2014	2015	Cumulative
All Students	70	105	80	65	78
High Needs	65	95	80	80*	82

On Target ≥ 75

*Held Harmless due to new Economically Disadvantaged subgroup

Enrollment (October 1, 2015)

	PK	K	1	2	3	4	5	6	7	8	9	10	11	12	SP	Total
School	54	47	58	49	51	63	57	56	58	60						553
District	572	1181	1294	1280	1215	1209	1010	1083	1079	1068	861	799	789	688	24	14152

Students (October 1, 2015)

	school	district
African American	8.1	7.3
Asian	34.7	29.1
Hispanic	35.1	30.7
White	17.9	29.3
Other	4.2	3.6


Indicators (2014-15)

	school	district
Attendance Rate	94.0	94.1
Average Number of Days Absent	10.2	9.9
Chronically Absent (10% or more)	20.2	16.9
Students with more than 9 Unexcused Absences	25.9	25.8
Retention Rate	0.2	1.7

Special Programs (2014-15)

CSA (PreK) 2
Lifeskills (5-8) 2

	school	district
First Language Not English	34.5	30.0
English Language Learner	27.3	25.0
Students With Disabilities	21.2	15.5
High Needs	79.0	70.2
Economically Disadvantaged	57.7	50.4



Butler Middle School

Teresa Soares-Pena, Principal

1140 Gorham Street

Lowell, Massachusetts 01852

978-937-8973



Accountability

	2012	2013	2014	2015
Accountability Level:	2	3	2	2
School Performance Percentile:	21	19	22	25

Progress & Performance Index (PPI)

	2012	2013	2014	2015	Cumulative
All Students	90	60	70	60	66
High Needs	90	70	55	55*	62

On Target ≥ 75

*Held Harmless due to new Economically Disadvantaged subgroup

Enrollment (October 1, 2015)

	PK	K	1	2	3	4	5	6	7	8	9	10	11	12	SP	Total
School							122	136	138	137						533
District	572	1181	1294	1280	1215	1209	1010	1083	1079	1068	861	799	789	688	24	14152

Students (October 1, 2015)

	school	district
African American	6.9	7.3
Asian	28.5	29.1
Hispanic	26.5	30.7
White	33.6	29.3
Other	4.5	3.6

Indicators (2014-15)

	school	district
Attendance Rate	93.9	94.1
Average Number of Days Absent	10.4	9.9
Chronically Absent (10% or more)	18.4	16.9
Students with more than 9 Unexcused Absences	23.5	25.8
Retention Rate	2.5	1.7

Special Programs (2014-15)

	school	district
First Language Not English	29.6	30.0
English Language Learner	28.0	25.0
Students With Disabilities	16.1	15.5
High Needs	80.1	70.2
Economically Disadvantaged	54.0	50.4

Adjustment (7)
Adjustment (8)
Newcomer (5-6)
Newcomer (7-8)


Card. O'Connell - McHugh Alternative

Michelle Butterworth, Coordinator

21 Carter Street

Lowell, Massachusetts 01852

978-446-7000



Accountability

2012 2013 2014 2015

Accountability Level:

School Performance Percentile:

Progress & Performance Index (PPI)

2012 2013 2014 2015 Cumulative

All Students

High Needs

On Target ≥ 75

*Held Harmless due to new Economically Disadvantaged subgroup

Enrollment (October 1, 2015)

	PK	K	1	2	3	4	5	6	7	8	9	10	11	12	SP	Total
School																
District	572	1181	1294	1280	1215	1209	1010	1083	1079	1068	861	799	789	688	24	14152

Students (October 1, 2015)


	school	district
African American		7.3
Asian		29.1
Hispanic		30.7
White		29.3
Other		3.6

Indicators (2014-15)

	school	district
Attendance Rate		94.1
Average Number of Days Absent		9.9
Chronically Absent (10% or more)		16.9
Students with more than 9 Unexcused Absences		25.8
Retention Rate		1.7

Special Programs (2014-15)

	school	district
First Language Not English		30.0
English Language Learner		25.0
Students With Disabilities		15.5
High Needs		70.2
Economically Disadvantaged		50.4



Daley Middle School

William J. Skinner, Principal

150 Fleming Street

Lowell, Massachusetts 01851

978-937-8981



Accountability

	2012	2013	2014	2015
Accountability Level:	1	1	2	1
School Performance Percentile:	43	43	45	53

Progress & Performance Index (PPI)

	2012	2013	2014	2015	Cumulative
All Students	90	75	60	90	78
High Needs	100	90	50	80	75

On Target ≥ 75

*Held Harmless due to new Economically Disadvantaged subgroup

Enrollment (October 1, 2015)

	PK	K	1	2	3	4	5	6	7	8	9	10	11	12	SP	Total
School							171	168	168	169						676
District	572	1181	1294	1280	1215	1209	1010	1083	1079	1068	861	799	789	688	24	14152

Students (October 1, 2015)

	school	district
African American	4.3	7.3
Asian	45.0	29.1
Hispanic	17.8	30.7
White	28.6	29.3
Other	4.3	3.6

Indicators (2014-15)

	school	district
Attendance Rate	96.1	94.1
Average Number of Days Absent	6.8	9.9
Chronically Absent (10% or more)	8.4	16.9
Students with more than 9 Unexcused Absences	12.8	25.8
Retention Rate	0.6	1.7

Special Programs (2014-15)

Life Skills (Intensive)
Life Skills (5-8)
Adjustment (8)
CSA (5-6)

	school	district
First Language Not English	24.1	30.0
English Language Learner	20.3	25.0
Students With Disabilities	16.1	15.5
High Needs	65.7	70.2
Economically Disadvantaged	39.6	50.4


Greenhalge Elementary School

Pamela E. Gendron, Principal

149 Ennell Street

Lowell, Massachusetts 01850

978-937-7670



Accountability

	2012	2013	2014	2015
Accountability Level:	3	3	3	3
School Performance Percentile:	10	9	6	6

Progress & Performance Index (PPI)

	2012	2013	2014	2015	Cumulative
All Students	63	56	69	50	58
High Needs	63	56	75	75*	70

On Target ≥ 75

*Held Harmless due to new Economically Disadvantaged subgroup

Enrollment (October 1, 2015)

	PK	K	1	2	3	4	5	6	7	8	9	10	11	12	SP	Total
School	49	80	95	92	91	90										497
District	572	1181	1294	1280	1215	1209	1010	1083	1079	1068	861	799	789	688	24	14152

Students (October 1, 2015)

	school	district
African American	10.5	7.3
Asian	16.9	29.1
Hispanic	40.2	30.7
White	28.4	29.3
Other	4.0	3.6


Indicators (2014-15)

	school	district
Attendance Rate	93.0	94.1
Average Number of Days Absent	11.9	9.9
Chronically Absent (10% or more)	25.6	16.9
Students with more than 9 Unexcused Absences	36.6	25.8
Retention Rate	1.4	1.7

Special Programs (2014-15)

Life Skills (K-2)
Life Skills (3-4)
Newcomer (K-1)
Newcomer (2-4)

	school	district
First Language Not English	37.4	30.0
English Language Learner	33.0	25.0
Students With Disabilities	11.5	15.5
High Needs	79.3	70.2
Economically Disadvantaged	62.8	50.4



Laura Lee Therapeutic Day School

Alice L. Brown, Coordinator
 235 Powell Street
 Lowell, Massachusetts 01851
 978-937-7655



Accountability

Accountability Level:

School Performance Percentile:

2012 2013 2014 2015

Progress & Performance Index (PPI)

2012 2013 2014 2015 Cumulative

All Students

High Needs

On Target ≥ 75

*Held Harmless due to new Economically Disadvantaged subgroup

Enrollment (October 1, 2015)

	PK	K	1	2	3	4	5	6	7	8	9	10	11	12	SP	Total
School			1	2	1	4	3	3								14
District	572	1181	1294	1280	1215	1209	1010	1083	1079	1068	861	799	789	688	24	14152

Students (October 1, 2015)

	school	district
African American	21.4	7.3
Asian	0.0	29.1
Hispanic	14.3	30.7
White	42.9	29.3
Other	21.4	3.6

Indicators (2014-15)

	school	district
Attendance Rate	88.2	94.1
Average Number of Days Absent	19.1	9.9
Chronically Absent (10% or more)	52.2	16.9
Students with more than 9 Unexcused Absences	34.8	25.8
Retention Rate	0.0	1.7

Special Programs (2014-15)

	school	district
First Language Not English	0.0	30.0
English Language Learner	0.0	25.0
Students With Disabilities	100.0	15.5
High Needs	100.0	70.2
Economically Disadvantaged	64.3	50.4


Leblanc Therapeutic Day School

Carolyn L. Cuneo, Coordinator

58 Sycamore Street

Lowell, Massachusetts 01852

978-970-5467



Accountability

Accountability Level:

School Performance Percentile:

2012 2013 2014 2015

Progress & Performance Index (PPI)

2012 2013 2014 2015 Cumulative

All Students

High Needs

On Target ≥ 75

*Held Harmless due to new Economically Disadvantaged subgroup

Enrollment (October 1, 2015)

	PK	K	1	2	3	4	5	6	7	8	9	10	11	12	SP	Total
School										7	6	6	6	9		34
District	572	1181	1294	1280	1215	1209	1010	1083	1079	1068	861	799	789	688	24	14152

Students (October 1, 2015)


	school	district
African American	8.8	7.3
Asian	5.9	29.1
Hispanic	61.8	30.7
White	23.5	29.3
Other	0.0	3.6

Indicators (2014-15)

	school	district
Attendance Rate	75.3	94.1
Average Number of Days Absent	40.9	9.9
Chronically Absent (10% or more)	82.1	16.9
Students with more than 9 Unexcused Absences	64.1	25.8
Retention Rate	2.9	1.7

Special Programs (2014-15)

	school	district
First Language Not English	8.8	30.0
English Language Learner	8.8	25.0
Students With Disabilities	100.0	15.5
High Needs	100.0	70.2
Economically Disadvantaged	58.8	50.4



Lincoln Elementary School

Ruben D. Carmona, Principal

300 Chelmsford Street

Lowell, Massachusetts 01851

978-937-2846



Accountability

	2012	2013	2014	2015
Accountability Level:	2	3	3	3
School Performance Percentile:	24	18	17	19

Progress & Performance Index (PPI)

	2012	2013	2014	2015	Cumulative
All Students	38	69	69	69	66
High Needs	31	69	69	69*	65

On Target ≥ 75

*Held Harmless due to new Economically Disadvantaged subgroup

Enrollment (October 1, 2015)

	PK	K	1	2	3	4	5	6	7	8	9	10	11	12	SP	Total
School	54	86	96	92	93	114										535
District	572	1181	1294	1280	1215	1209	1010	1083	1079	1068	861	799	789	688	24	14152

Students (October 1, 2015)

	school	district
African American	5.0	7.3
Asian	47.7	29.1
Hispanic	29.3	30.7
White	13.8	29.3
Other	4.2	3.6

Indicators (2014-15)

	school	district
Attendance Rate	94.9	94.1
Average Number of Days Absent	8.8	9.9
Chronically Absent (10% or more)	13.9	16.9
Students with more than 9 Unexcused Absences	19.6	25.8
Retention Rate	1.1	1.7

Special Programs (2014-15)


	school	district
First Language Not English	40.6	30.0
English Language Learner	35.0	25.0
Students With Disabilities	13.5	15.5
High Needs	81.5	70.2
Economically Disadvantaged	62.2	50.4

Life Skills (PreK - Intensive)

ABE Program (K)

ABE Program (1-2)

K-Plus Program



Lowell High School

Brian J. Martin, Headmaster
50 Father Morissette Boulevard
Lowell, Massachusetts 01852
978-937-8900



Accountability

	2012	2013	2014	2015
Accountability Level:	3	3	3	3
School Performance Percentile:	14	14	12	11

Progress & Performance Index (PPI)

	2012	2013	2014	2015	Cumulative
All Students	79	61	54	68	63
High Needs	64	50	68	68*	64

On Target ≥ 75

*Held Harmless due to new Economically Disadvantaged subgroup

Enrollment (October 1, 2015)

	PK	K	1	2	3	4	5	6	7	8	9	10	11	12	SP	Total
School											855	793	783	679	24	3134
District	572	1181	1294	1280	1215	1209	1010	1083	1079	1068	861	799	789	688	24	14152

Students (October 1, 2015)

	school	district
African American	11.0	7.3
Asian	32.3	29.1
Hispanic	23.7	30.7
White	31.4	29.3
Other	1.6	3.6

Indicators (2014-15)

	school	district
Attendance Rate	92.3	94.1
Average Number of Days Absent	12.5	9.9
Chronically Absent (10% or more)	22.5	16.9
Students with more than 9 Unexcused Absences	29.9	25.8
Retention Rate	4.3	1.7

Special Programs (2014-15)

	school	district
First Language Not English	16.2	30.0
English Language Learner	10.5	25.0
Students With Disabilities	10.7	15.5
High Needs	55.8	70.2
Economically Disadvantaged	39.1	50.4


McAuliffe Elementary School

Nan R. Murphy, Principal

570 Beacon Street

Lowell, Massachusetts 01850

978-937-2838



Accountability

	2012	2013	2014	2015
Accountability Level:	3	3	1	1
School Performance Percentile:	8	20	39	46

Progress & Performance Index (PPI)

	2012	2013	2014	2015	Cumulative
All Students	56	113	100	88	93
High Needs	44	113	100	100*	97

On Target ≥ 75

*Held Harmless due to new Economically Disadvantaged subgroup

Enrollment (October 1, 2015)

	PK	K	1	2	3	4	5	6	7	8	9	10	11	12	SP	Total
School	49	83	97	92	94	94										509
District	572	1181	1294	1280	1215	1209	1010	1083	1079	1068	861	799	789	688	24	14152

Students (October 1, 2015)

	school	district
African American	5.7	7.3
Asian	10.6	29.1
Hispanic	45.2	30.7
White	34.2	29.3
Other	4.3	3.6

Indicators (2014-15)

	school	district
Attendance Rate	94.4	94.1
Average Number of Days Absent	9.5	9.9
Chronically Absent (10% or more)	16.5	16.9
Students with more than 9 Unexcused Absences	31.8	25.8
Retention Rate	0.8	1.7

Special Programs (2014-15)

Language Based (K-4)

Deaf and Hard of Hearing (PK-4)

	school	district
First Language Not English	21.4	30.0
English Language Learner	17.5	25.0
Students With Disabilities	13.6	15.5
High Needs	68.2	70.2
Economically Disadvantaged	57.4	50.4


McAvinnue Elementary School

Ana G. Vasconcelos, Principal

131 Mammoth Road

Lowell, Massachusetts 01854

978-937-2871



Accountability

	2012	2013	2014	2015
Accountability Level:	3	3	3	3
School Performance Percentile:	8	6	3	1

Progress & Performance Index (PPI)

	2012	2013	2014	2015	Cumulative
All Students	38	63	44	50	49
High Needs	44	63	50	50	52

On Target ≥ 75

*Held Harmless due to new Economically Disadvantaged subgroup

Enrollment (October 1, 2015)

	PK	K	1	2	3	4	5	6	7	8	9	10	11	12	SP	Total
School	30	91	99	97	88	106										511
District	572	1181	1294	1280	1215	1209	1010	1083	1079	1068	861	799	789	688	24	14152

Students (October 1, 2015)

	school	district
African American	5.7	7.3
Asian	13.1	29.1
Hispanic	54.8	30.7
White	22.1	29.3
Other	4.3	3.6


Indicators (2014-15)

	school	district
Attendance Rate	94.3	94.1
Average Number of Days Absent	9.5	9.9
Chronically Absent (10% or more)	16.4	16.9
Students with more than 9 Unexcused Absences	23.4	25.8
Retention Rate	0.8	1.7

Special Programs (2014-15)

	school	district
First Language Not English	38.7	30.0
English Language Learner	35.0	25.0
Students With Disabilities	17.4	15.5
High Needs	78.9	70.2
Economically Disadvantaged	58.7	50.4

CSA (PreK)
CSA (K-2)
CSA (3-4)
Newcomer (K-1)
Newcomer (2-4)



Moody Elementary School

Roberta M. Keefe, Principal

158 Rogers Street

Lowell, Massachusetts 01852

978-937-7673



Accountability

	2012	2013	2014	2015
Accountability Level:	2	3	3	3
School Performance Percentile:	30	20	13	16

Progress & Performance Index (PPI)

	2012	2013	2014	2015	Cumulative
All Students	44	50	69	50	55
High Needs	0	25	69	69*	53

On Target ≥ 75

*Held Harmless due to new Economically Disadvantaged subgroup

Enrollment (October 1, 2015)

	PK	K	1	2	3	4	5	6	7	8	9	10	11	12	SP	Total
School	29	41	48	49	44	52										263
District	572	1181	1294	1280	1215	1209	1010	1083	1079	1068	861	799	789	688	24	14152

Students (October 1, 2015)

	school	district
African American	4.9	7.3
Asian	13.3	29.1
Hispanic	36.1	30.7
White	42.6	29.3
Other	3.1	3.6

Indicators (2014-15)

	school	district
Attendance Rate	93.0	94.1
Average Number of Days Absent	11.2	9.9
Chronically Absent (10% or more)	25.6	16.9
Students with more than 9 Unexcused Absences	27.7	25.8
Retention Rate	3.2	1.7

Special Programs (2014-15)

Newcomer (K-1)

Newcomer (2-4)

	school	district
First Language Not English	49.0	30.0
English Language Learner	41.8	25.0
Students With Disabilities	9.5	15.5
High Needs	82.5	70.2
Economically Disadvantaged	62.7	50.4


Morey Elementary School

Robin Desmond, Principal

130 Pine Street

Lowell, Massachusetts 01851

978-937-7662



Accountability

	2012	2013	2014	2015
Accountability Level:	1	1	2	2
School Performance Percentile:	31	30	33	37

Progress & Performance Index (PPI)

	2012	2013	2014	2015	Cumulative
All Students	56	75	56	81	70
High Needs	50	75	56	69	64

On Target ≥ 75

*Held Harmless due to new Economically Disadvantaged subgroup

Enrollment (October 1, 2015)

	PK	K	1	2	3	4	5	6	7	8	9	10	11	12	SP	Total
School	50	94	102	98	89	95										528
District	572	1181	1294	1280	1215	1209	1010	1083	1079	1068	861	799	789	688	24	14152

Students (October 1, 2015)

	school	district
African American	2.7	7.3
Asian	60.0	29.1
Hispanic	11.9	30.7
White	20.8	29.3
Other	4.6	3.6

Indicators (2014-15)

	school	district
Attendance Rate	96.1	94.1
Average Number of Days Absent	6.8	9.9
Chronically Absent (10% or more)	7.1	16.9
Students with more than 9 Unexcused Absences	15.2	25.8
Retention Rate	1.3	1.7

Special Programs (2014-15)

CSA (PreK) 2

	school	district
First Language Not English	38.8	30.0
English Language Learner	34.1	25.0
Students With Disabilities	13.3	15.5
High Needs	69.7	70.2
Economically Disadvantaged	48.5	50.4


Murkland Elementary School

Jason M. DiCarlo, Principal

350 Adams Street

Lowell, Massachusetts 01854

978-937-2826



Accountability

	2012	2013	2014	2015
Accountability Level:	4	1	1	2
School Performance Percentile:	23	26	35	29

Progress & Performance Index (PPI)

	2012	2013	2014	2015	Cumulative
All Students	94	81	94	38	69
High Needs	100	81	94	94*	92

On Target ≥ 75

*Held Harmless due to new Economically Disadvantaged subgroup

Enrollment (October 1, 2015)

	PK	K	1	2	3	4	5	6	7	8	9	10	11	12	SP	Total
School	48	85	99	96	90	93										511
District	572	1181	1294	1280	1215	1209	1010	1083	1079	1068	861	799	789	688	24	14152

Students (October 1, 2015)

	school	district
African American	4.7	7.3
Asian	49.1	29.1
Hispanic	30.1	30.7
White	11.2	29.3
Other	4.9	3.6

Indicators (2014-15)


	school	district
Attendance Rate	94.3	94.1
Average Number of Days Absent	9.6	9.9
Chronically Absent (10% or more)	14.4	16.9
Students with more than 9 Unexcused Absences	33.7	25.8
Retention Rate	1.6	1.7

Special Programs (2014-15)

Adjustment (K-2)
Adjustment (3-4)
Newcomer (K-1)
Newcomer (2-4)

	school	district
First Language Not English	45.4	30.0
English Language Learner	37.6	25.0
Students With Disabilities	14.1	15.5
High Needs	84.1	70.2
Economically Disadvantaged	65.6	50.4

Pawtucketville Memorial Elementary School



Mathew McLean, Principal
425 West Meadow Road
Lowell, Massachusetts 01854
978-937-7667



Accountability

	2012	2013	2014	2015
Accountability Level:	3	1	1	1
School Performance Percentile:	20	27	41	43

Progress & Performance Index (PPI)

	2012	2013	2014	2015	Cumulative
All Students	113	100	100	94	99
High Needs	113	88	81	94	91

On Target ≥ 75

*Held Harmless due to new Economically Disadvantaged subgroup

Enrollment (October 1, 2015)

	PK	K	1	2	3	4	5	6	7	8	9	10	11	12	SP	Total
School	29	91	101	91	94	97										503
District	572	1181	1294	1280	1215	1209	1010	1083	1079	1068	861	799	789	688	24	14152

Students (October 1, 2015)

	school	district
African American	6.4	7.3
Asian	20.7	29.1
Hispanic	25.6	30.7
White	41.9	29.3
Other	5.4	3.6


Indicators (2014-15)

	school	district
Attendance Rate	95.7	94.1
Average Number of Days Absent	7.4	9.9
Chronically Absent (10% or more)	9.4	16.9
Students with more than 9 Unexcused Absences	19.6	25.8
Retention Rate	0.5	1.7

Special Programs (2014-15)

PreK (Community)
Adjustment (K-2)
Adjustment (3-4)
CSA (PreK) 2

	school	district
First Language Not English	27.0	30.0
English Language Learner	24.5	25.0
Students With Disabilities	13.1	15.5
High Needs	61.4	70.2
Economically Disadvantaged	41.9	50.4



Pyne Arts Magnet School

Wendy L. Crocker-Roberge, Principal

145 Boylston Street

Lowell, Massachusetts 01852

978-937-7639



Accountability

	2012	2013	2014	2015
Accountability Level:	2	2	2	2
School Performance Percentile:	51	53	49	57

Progress & Performance Index (PPI)

	2012	2013	2014	2015	Cumulative
All Students	50	70	35	85	64
High Needs	40	55	45	70	57

On Target ≥ 75

*Held Harmless due to new Economically Disadvantaged subgroup

Enrollment (October 1, 2015)

	PK	K	1	2	3	4	5	6	7	8	9	10	11	12	SP	Total
School	35	48	51	52	51	47	55	54	52	55						500
District	572	1181	1294	1280	1215	1209	1010	1083	1079	1068	861	799	789	688	24	14152

Students (October 1, 2015)

	school	district
African American	6.0	7.3
Asian	12.4	29.1
Hispanic	30.6	30.7
White	47.6	29.3
Other	3.4	3.6


Indicators (2014-15)

	school	district
Attendance Rate	95.8	94.1
Average Number of Days Absent	7.4	9.9
Chronically Absent (10% or more)	6.1	16.9
Students with more than 9 Unexcused Absences	17.7	25.8
Retention Rate	0.9	1.7

Special Programs (2014-15)

Newcomer (5-6)
Newcomer (7-8)
CSA (K-1)
CSA (2-4)
CSA (5-8)

	school	district
First Language Not English	27.2	30.0
English Language Learner	24.2	25.0
Students With Disabilities	19.2	15.5
High Needs	64.4	70.2
Economically Disadvantaged	38.8	50.4



Reilly Elementary School

Sean D. Carabatsos, Principal

115 Douglas Road

Lowell, Massachusetts 01852

978-937-7652



Accountability

	2012	2013	2014	2015
Accountability Level:	3	3	1	3
School Performance Percentile:	15	19	24	20

Progress & Performance Index (PPI)

	2012	2013	2014	2015	Cumulative
All Students	119	94	69	63	76
High Needs	125	106	81	81*	91

On Target ≥ 75

*Held Harmless due to new Economically Disadvantaged subgroup

Enrollment (October 1, 2015)

	PK	K	1	2	3	4	5	6	7	8	9	10	11	12	SP	Total
School		109	110	120	108	111										558
District	572	1181	1294	1280	1215	1209	1010	1083	1079	1068	861	799	789	688	24	14152

Students (October 1, 2015)

	school	district
African American	3.9	7.3
Asian	7.5	29.1
Hispanic	36.2	30.7
White	48.2	29.3
Other	4.2	3.6


Indicators (2014-15)

	school	district
Attendance Rate	95.6	94.1
Average Number of Days Absent	7.4	9.9
Chronically Absent (10% or more)	10.3	16.9
Students with more than 9 Unexcused Absences	14.1	25.8
Retention Rate	0.6	1.7

Special Programs (2014-15)

Adjustment (K-2)
Adjustment (3-4)
Life Skills (Intensive K-4)
Newcomer (K-1)
Newcomer (2-4)

	school	district
First Language Not English	33.0	30.0
English Language Learner	31.7	25.0
Students With Disabilities	9.3	15.5
High Needs	62.5	70.2
Economically Disadvantaged	47.0	50.4



Robinson Middle School

Thaddeus King, Principal

110 June Street

Lowell, Massachusetts 01850

978-937-8974



Accountability

	2012	2013	2014	2015
Accountability Level:	3	3	3	3
School Performance Percentile:	13	10	6	8

Progress & Performance Index (PPI)

	2012	2013	2014	2015	Cumulative
All Students	90	40	15	70	50
High Needs	85	35	30	55	47

On Target ≥ 75

*Held Harmless due to new Economically Disadvantaged subgroup

Enrollment (October 1, 2015)

	PK	K	1	2	3	4	5	6	7	8	9	10	11	12	SP	Total
School							145	151	156	156						608
District	572	1181	1294	1280	1215	1209	1010	1083	1079	1068	861	799	789	688	24	14152

Students (October 1, 2015)

	school	district
African American	10.9	7.3
Asian	19.4	29.1
Hispanic	39.6	30.7
White	27.1	29.3
Other	3.0	3.6


Indicators (2014-15)

	school	district
Attendance Rate	93.2	94.1
Average Number of Days Absent	11.7	9.9
Chronically Absent (10% or more)	22.7	16.9
Students with more than 9 Unexcused Absences	37.8	25.8
Retention Rate	0.3	1.7

Special Programs (2014-15)

CSA (5-8)
 Language Based (5)
 Language Based (6)
 Language Based (7-8)
 Deaf and Hard of Hearing (5-8)
 Newcomer (5-6)
 Newcomer (7-8)

	school	district
First Language Not English	31.9	30.0
English Language Learner	29.6	25.0
Students With Disabilities	16.3	15.5
High Needs	78.5	70.2
Economically Disadvantaged	58.6	50.4



Rogers STEM Academy

Jason M. McCrevan, Principal

43 Highland Street

Lowell, Massachusetts 01852

978-674-2040



Accountability

Accountability Level:

School Performance Percentile:

2012 2013 2014 2015

Progress & Performance Index (PPI)

2012 2013 2014 2015 Cumulative

All Students

High Needs

On Target ≥ 75

*Held Harmless due to new Economically Disadvantaged subgroup

Enrollment (October 1, 2015)

	PK	K	1	2	3	4	5	6	7	8	9	10	11	12	SP	Total
School	56	100	111	98	85											450
District	572	1181	1294	1280	1215	1209	1010	1083	1079	1068	861	799	789	688	24	14152

Students (October 1, 2015)

	school	district
African American	8.4	7.3
Asian	24.7	29.1
Hispanic	39.8	30.7
White	23.8	29.3
Other	3.3	3.6

Indicators (2014-15)

	school	district
Attendance Rate	91.8	94.1
Average Number of Days Absent	13.1	9.9
Chronically Absent (10% or more)	29.2	16.9
Students with more than 9 Unexcused Absences	48.5	25.8
Retention Rate	0.6	1.7

Special Programs (2014-15)

PreK (FLC) 2
CSA (PreK) 2
CSA (K) 2
Newcomer (K-2) 2

	school	district
First Language Not English	38.0	30.0
English Language Learner	29.8	25.0
Students With Disabilities	15.3	15.5
High Needs	77.8	70.2
Economically Disadvantaged	64.0	50.4


Shaughnessy Elementary School

Susan J. Mulligan, Principal

1158 Gorham Street

Lowell, Massachusetts 01852

978-937-7657



Accountability

	2012	2013	2014	2015
Accountability Level:	3	3	3	3
School Performance Percentile:	6	9	8	10

Progress & Performance Index (PPI)

	2012	2013	2014	2015	Cumulative
All Students	44	75	69	56	63
High Needs	44	75	63	63*	63

On Target ≥ 75

*Held Harmless due to new Economically Disadvantaged subgroup

Enrollment (October 1, 2015)

	PK	K	1	2	3	4	5	6	7	8	9	10	11	12	SP	Total
School	31	89	89	99	90	95										493
District	572	1181	1294	1280	1215	1209	1010	1083	1079	1068	861	799	789	688	24	14152

Students (October 1, 2015)

	school	district
African American	4.7	7.3
Asian	29.6	29.1
Hispanic	32.7	30.7
White	28.4	29.3
Other	4.6	3.6

Indicators (2014-15)

	school	district
Attendance Rate	94.6	94.1
Average Number of Days Absent	9.0	9.9
Chronically Absent (10% or more)	17.2	16.9
Students with more than 9 Unexcused Absences	27.9	25.8
Retention Rate	0.5	1.7

Special Programs (2014-15)

CSA (K-2)
CSA (3-4)
K-Plus Program

	school	district
First Language Not English	30.2	30.0
English Language Learner	27.2	25.0
Students With Disabilities	17.2	15.5
High Needs	77.3	70.2
Economically Disadvantaged	54.4	50.4


Stoklosa Middle School

Roland E. Boucher, Principal

560 Broadway Street

Lowell, Massachusetts 01854

978-275-6330



Accountability

	2012	2013	2014	2015
Accountability Level:	3	3	3	3
School Performance Percentile:	11	15	17	17

Progress & Performance Index (PPI)

	2012	2013	2014	2015	Cumulative
All Students	30	85	55	60	61
High Needs	30	85	55	55	59

On Target ≥ 75

*Held Harmless due to new Economically Disadvantaged subgroup

Enrollment (October 1, 2015)

	PK	K	1	2	3	4	5	6	7	8	9	10	11	12	SP	Total
School							155	176	168	155						654
District	572	1181	1294	1280	1215	1209	1010	1083	1079	1068	861	799	789	688	24	14152

Students (October 1, 2015)

	school	district
African American	6.3	7.3
Asian	50.8	29.1
Hispanic	30.7	30.7
White	9.0	29.3
Other	3.2	3.6

Indicators (2014-15)

	school	district
Attendance Rate	95.3	94.1
Average Number of Days Absent	8.3	9.9
Chronically Absent (10% or more)	11.2	16.9
Students with more than 9 Unexcused Absences	15.6	25.8
Retention Rate	0.1	1.7

Special Programs (2014-15)

Adjustment (5)
Adjustment (6)
Newcomer (5-6)
Newcomer (7-8)

	school	district
First Language Not English	45.7	30.0
English Language Learner	38.7	25.0
Students With Disabilities	16.5	15.5
High Needs	84.6	70.2
Economically Disadvantaged	59.6	50.4

Sullivan Middle School

Jacquelyn R. Paton, Principal

150 Draper Street

Lowell, Massachusetts 01852

978-937-8993



Accountability

	2012	2013	2014	2015
Accountability Level:	3	3	3	3
School Performance Percentile:	18	11	12	14

Progress & Performance Index (PPI)

	2012	2013	2014	2015	Cumulative
All Students	40	30	65	70	58
High Needs	65	35	70	70*	63

On Target ≥ 75

*Held Harmless due to new Economically Disadvantaged subgroup

Enrollment (October 1, 2015)

	PK	K	1	2	3	4	5	6	7	8	9	10	11	12	SP	Total
School							148	169	165	165						647
District	572	1181	1294	1280	1215	1209	1010	1083	1079	1068	861	799	789	688	24	14152

Students (October 1, 2015)

	school	district
African American	8.0	7.3
Asian	12.1	29.1
Hispanic	39.4	30.7
White	37.7	29.3
Other	2.8	3.6


Indicators (2014-15)

	school	district
Attendance Rate	94.6	94.1
Average Number of Days Absent	9.1	9.9
Chronically Absent (10% or more)	14.8	16.9
Students with more than 9 Unexcused Absences	27.4	25.8
Retention Rate	0.3	1.7

Special Programs (2014-15)

	school	district
First Language Not English	29.8	30.0
English Language Learner	27.4	25.0
Students With Disabilities	17.5	15.5
High Needs	71.7	70.2
Economically Disadvantaged	54.6	50.4

Adjustment (6)
CSA (5-6)
CSA (7-8)
Life Skills (5-8)
Newcomer (5-6)
Newcomer (7-8)



Wang Middle School

Matthew C. Stahl, Principal

365 West Meadow Road

Lowell, Massachusetts 01854

978-937-7683



Accountability

	2012	2013	2014	2015
Accountability Level:	1	2	2	2
School Performance Percentile:	37	35	34	34

Progress & Performance Index (PPI)

	2012	2013	2014	2015	Cumulative
All Students	55	75	35	75	61
High Needs	50	70	35	70	58

On Target ≥ 75

*Held Harmless due to new Economically Disadvantaged subgroup

Enrollment (October 1, 2015)

	PK	K	1	2	3	4	5	6	7	8	9	10	11	12	SP	Total
School							153	170	171	164						658
District	572	1181	1294	1280	1215	1209	1010	1083	1079	1068	861	799	789	688	24	14152

Students (October 1, 2015)

	school	district
African American	8.4	7.3
Asian	16.4	29.1
Hispanic	38.4	30.7
White	33.3	29.3
Other	3.5	3.6


Indicators (2014-15)

	school	district
Attendance Rate	95.3	94.1
Average Number of Days Absent	8.0	9.9
Chronically Absent (10% or more)	12.2	16.9
Students with more than 9 Unexcused Absences	23.5	25.8
Retention Rate	1.0	1.7

Special Programs (2014-15)

	school	district
First Language Not English	37.4	30.0
English Language Learner	27.1	25.0
Students With Disabilities	15.5	15.5
High Needs	71.3	70.2
Economically Disadvantaged	50.0	50.4

Adjustment (5)
Adjustment (6)
Life Skills (5-8)
Newcomer (5-6)
Newcomer (7-8)



Washington Elementary School

Cheryl A. Cunningham, Principal

795 Wilder Street

Lowell, Massachusetts 01851

978-937-7635



Accountability

	2012	2013	2014	2015
Accountability Level:	1	1	1	1
School Performance Percentile:	25	34	43	56

Progress & Performance Index (PPI)

	2012	2013	2014	2015	Cumulative
All Students	113	94	100	88	95
High Needs	119	125	94	94*	100

On Target ≥ 75

*Held Harmless due to new Economically Disadvantaged subgroup

Enrollment (October 1, 2015)

	PK	K	1	2	3	4	5	6	7	8	9	10	11	12	SP	Total
School	24	42	41	56	51	51										265
District	572	1181	1294	1280	1215	1209	1010	1083	1079	1068	861	799	789	688	24	14152

Students (October 1, 2015)

	school	district
African American	4.2	7.3
Asian	42.6	29.1
Hispanic	23.4	30.7
White	21.9	29.3
Other	7.9	3.6

Indicators (2014-15)

	school	district
Attendance Rate	94.9	94.1
Average Number of Days Absent	8.8	9.9
Chronically Absent (10% or more)	12.6	16.9
Students with more than 9 Unexcused Absences	20.4	25.8
Retention Rate	0.0	1.7

Special Programs (2014-15)

	school	district
First Language Not English	36.2	30.0
English Language Learner	28.3	25.0
Students With Disabilities	21.1	15.5
High Needs	68.7	70.2
Economically Disadvantaged	40.4	50.4

CSA (K-2)

CSA (3-4)



LOWELL PUBLIC SCHOOLS
Henry J. Mroz Administration Office
155 Merrimack Street
Lowell, Massachusetts 01852

March 10, 2016

Gary Frisch
School Business Administrator
Lowell Public Schools

Dear Gary:

The Lowell Public Schools will be submitting applications for federal, state and private grants for the 2016-2017 School Year. At this point in the year we are unable to anticipate if the level of funding for the 2016-2017 School Year will be greater or less than that of the 2015 - 2016 school year.

School Year	Approved Grants	Approved Amount
2015 - 2016	49	\$ 19,165,440
2014 - 2015	60	\$ 15,759,582
2013 - 2014	47	\$ 16,484,372

Also included for reference please find a list of the approved grants for the 2015 - 2016 School Year with more detailed information (e.g. grant fund code, title, amount, funding by major expense category, brief description, positions funded).

Please let me know if you have questions or need additional information.

Thank you.

Jaclyn Kelleher-Roy

Reference 1 - 2016 Approved Grants (6 pages)

Lowell Public Schools - 2016 approved grants											
Fund	Munis Code	Program Name	# of Staff	Total Grant Award	Supv, Instructional & Support Staff	Tutors	Stipends	Fringe Benefits	Contractual Services (Incl Substitutes)	Supplies	Other (Incl Misc, Student Transportation, Travel & Indirect Costs)
CURRICULUM											
305	1604	Title I		5,163,965	4,024,014	170,900	50,000	773,518	30,000	57,493	58,040
		Title I funding supports activities to close the achievement gap between all students and special populations. Activities include reading and math intervention, educator quality and effectiveness, assessment and data systems.									
		Funds 81.7.staff									
		Director	1.0								
		Coordinator - School Improvement	1.0								
		Coordinator - Professional Devel.	1.0								
		Assistant HR Director	0.2								
		Social Workers	22.0								
		Instructional Specialists (MS & LHS)	13.0								
		Teachers	4.0								
		Paraprofessionals	0.0								
		Clerical Support	2.5								
		Tutors-Part Time up to 15 hrs per wk	26.0								
		Parent Liaisons - Full Time	0.0								
		Parent Liaisons - Part Time	11.0								
		Total	81.7								
140	1679	Title II A - Educator Quality		1,195,578	1,008,191			166,387	21,000		
		Professional development programs to provide support in literacy instruction, mathematics resources, technology integration and mentoring.									
		Funds 11.8 staff									
		Coordinator - Induction Programs	0.8								
		Literacy Specialists (ES)	10.0								
		Clerical Support	1.0								
		Total	11.8								
180	1678	Title III - Limited English Proficiency (LEP)		619,367	203,159	268,920	84,430	62,858			
		Title III funding supports english language learners providing high quality professional development, lead teacher stipends and tutoring to students in schools with very high limited english proficiency student populations									
		Funds 22 staff									
		District Support Specialist	1.0								
		Content Teacher	1.0								
		Tutors-Part Time up to 15 hrs per wk	18.0								
		Parent Liaison - Part Time	2.0								
		Total	22.0								
180	1677	Title III - LEP (carry over)		74,791		54,041	12,349		4,101	800	3,500
		Title III funding supports english language learners providing tutors in schools with high LEP student populations. Funding also supports some summer school (July 2016) activity and professional development									
184	1690	Title III - LEP Summer		29,817			23,900		2,250	2,961	706
		Funding for professional development on WIDA standards, Mass District Standards & Indicators and effective sheltered content and English language instruction									

Lowell Public Schools - 2016 approved grants											
Fund	Munis Code	Program Name	# of Staff	Total Grant Award	Supv, Instructional & Support Staff	Tutors	Stipends	Fringe Benefits	Contractual Services (Incl Substitutes)	Supplies	Other (Incl Misc, Student Transportation, Travel & Indirect Costs)
186	1648	Title III - Immigrant Support		33,493		32,400			1,093		
		Funding supports english language learners by providing native language tutors and outreach to immigrant families to promote active participation in their children's education									
ORI	1619	Refugee Children School Impact		55,000		39,220				2,080	13,700
		Funding supports ESL tutors and other supports for high school and middle school refugee students									
		Tutors - Part Time	2.0								
156	1536	Innovation School Planning		65,363			9,900		52,800	663	2,000
		Funding supports school planning for the LHS Career Academy full competency curriculum.									
323	1650	Improving Strategies		116,683			71,683			45,000	
		Funding supports stipends for professional development for nine level 3 schools, Greenhalge, Lincoln, Moody, McAvinnue, Shaughnessy, Bartlett, Robinson, Sullivan, Stoklosa									
150	1654	Title II B - Math & Science Partnerships		156,718			37,360		111,932	2,730	4,696
		Year 2 of a 3 year professional development offering in the areas of math and science, partnering with Edutron, Fitchburg State and Mass State Science & Engineering Fair									
400	1636	Occupational Ed - Perkins LHS		117,309			28,350			48,664	40,295
		Funding supports occupational ed and vocational skills for Lowell High School students. Activities include enhancing more career pathways and continuing the software platform that helps connect academic achievement to post secondary goals									
632	1513	LHS Academic Support		8,780			4,300			480	4,000
		Funds before and after school academic support programs for Lowell High School students during the school year									
	1531	MA Life Sciences		100,000						100,000	
		Funds life sciences equipment and technology for the LHS Curriculum									
GEMS	1143	GEMS Science Planning		45,215			35,571		1,715	1,500	6,429
		Funding to plan a sustainable four year vision for excellence in STEM (Science, Technology, Engineering and Mathematics) at the District									
189	1532	Creativity and Innovation STEM		15,000	1,560		3,040		10,350		50
		Funding supports a ten member team to write a proposed STEM learning gardens middle school curricula									
WPI	1121	STEM Project Lead the Way		51,808			6,500			42,351	2,957
		Funding supports expanding STEM curriculum in grades K-12									
ARTS	1514	STARS Residency - Pyne Arts		4,200			200		4,000		
		Funding supports an artist in residence (cultural partner) at the Pyne Arts School									
				7,853,087	5,236,924	565,481	367,583	1,002,763	239,241	304,722	136,373
SPECIAL EDUCATION											
240	1611	SPED 94-142 Allocation		3,968,385	2,925,671		35,600	798,423	115,400	22,000	71,291
		Special Education funding is to ensure students with disabilities have access to a free and appropriate education to meet each students unique needs and prepare each									

Lowell Public Schools - 2016 approved grants											
Fund	Munis Code	Program Name	# of Staff	Total Grant Award	Supv, Instructional & Support Staff	Tutors	Stipends	Fringe Benefits	Contractual Services (Incl Substitutes)	Supplies	Other (Incl Misc, Student Transportation, Travel & Indirect Costs)
		student for further education, employment and independent living.									
		Funds 59.6 staff									
		Asst Administrator of Special Ed	2.0								
		Coordinator - Alternative School	1.0								
		Staff Counsel for Student Services	1.0								
		Board Certified Behavior Specialist	1.0								
		Behavior Specialist	1.0								
		CSA (Autism) Specialist	1.0								
		Evaluation Team Chairperson	1.0								
		Social Worker	6.0								
		SPED Teachers	9.0								
		Paraprofessionals	32.4								
		Clerical Support	2.0								
		Nurse	2.0								
		EC Screenings - testing	0.2								
		Total	59.6								
240	1620	SPED 94-142 Allocation (carry over)		354,890			190,855		19,000	35,000	110,035
		Funding primarily for a portion of summer school (July 2016) for students with disabilities.									
274	1630	SPED Program Improvement		108,288			31,983		70,000	6,305	
		Funding supports professional development programs for special education staff									
				4,431,563	2,925,671		258,438	798,423	204,400	63,305	181,326
		EARLY CHILDHOOD									
237	1570	Coord Family & Comm Engagement		223,800	198,685			23,875		1,240	
		Funding supports staff who work with Lowell Public Schools early childhood families and community organizations to provide linkages and transition supports for family strengthening and positive parenting solutions									
		Funds 4.3 staff									
		District Support Specialist	0.6								
		Social Worker	0.7								
		Parent Liaison	3.0								
		Total	4.3								
262	1618	Early Childhood SPED Allocation		96,279	86,085			10,194			
		Funding supports children (ages 3-5) with disabilities in high quality programs across settings for services or supports children who are eligible for special ed									
		Funds 1.6 staff									
		District Support Specialist	0.3								
		Social Worker	0.4								
		Parent Liaison	1.0								
		Total	1.6								

Lowell Public Schools - 2016 approved grants											
Fund	Munis Code	Program Name	# of Staff	Total Grant Award	Supv, Instructional & Support Staff	Tutors	Stipends	Fringe Benefits	Contractual Services (Incl Substitutes)	Supplies	Other (Incl Misc, Student Transportation, Travel & Indirect Costs)
391	1562	Inclusive Preschool Learning		343,994	272,823			71,171			
		Funding supports teachers and paras working in integrated classrooms supporting inclusion at the Pawtucketville, Rogers, McAvinnue and McAuliffe schools									
		Funds 6 staff									
		Teachers	2.0								
		Paraprofessionals	4.0								
		Total	6.0								
298	1639	EC SPED Program Improvement		5,000					4,000	1,000	
		Funds consultant and instructional materials for preschool students with IEPs ages 3-5									
701	1571	Quality Full Day Kindergarten		450,298	445,798				4,500		
		Funding primarily supports paras working in full day kindergartens at 14 schools. Funding is not great enough to support the fringe benefits expense for these paras \$240,000									
		Funds 17 staff									
		Paraprofessionals	17.0								
519	1656	Preschool Partnership Initiative		40,000			480		37,000	2,470	50
		Funding supports the Preschool Expansion Grant with needs assessments and designing collaborative partnerships for increasing access to preschool programs for children ages 3-5									
518	1670	Preschool Expansion		2,721,394	114,402			19,301	2,433,324	5,098	149,269
		Funds 1.5 staff									
		Classroom Developer	1.0								
		Assistant Classroom Developer	0.5								
		Funding supports partnership between LPS and Little Sprouts to create models for expanding preschools									
NSCC	1503	Educator & Provider Support		25,920	23,220					2,700	
		Provides early education and care professionals with development activities within Lowell hub cities. Content includes topics on young children with disabilities and children who are english language learners									
		Funds 2 staff									
		Adult Ed Instructors - part time	2.0								
				3,906,685	1,141,013	0	480	124,541	2,478,824	12,508	149,319
		OTHER STUDENT SUPPORT SERVICES									
345	1540	Adult Basic Education		609,853	465,425			78,024	14,200	28,193	24,011
		Assists people in obtaining their GED (HiSET) Funds facilitators, support staff and part time adult educators at five different LAEC sites									
		Funds 56 staff									
		Student Health Facilitator	1.0								
		ADA Coordinator	1.0								
		Clerical Support	1.0								
		ESOL Registrar	1.0								
		Adult Ed Instructors (part time) and other part time staff support	52.0								

Lowell Public Schools - 2016 approved grants											
Fund	Munis Code	Program Name	# of Staff	Total Grant Award	Supv, Instructional & Support Staff	Tutors	Stipends	Fringe Benefits	Contractual Services (Incl Substitutes)	Supplies	Other (Incl Misc, Student Transportation, Travel & Indirect Costs)
		Total	56.0								
850	1510	GED Test Centers		6,150						6,150	
		Funds supplies for GED (HiSET) testing									
340	1651	Federal - Adult Basic Education		309,000	270,000					32,500	6,500
		Assists people in obtaining their GED (HiSET). Funds support staff and part time adult educators at five different LAEC sites									
USED	1672	Elementary Counseling		335,764	123,150		37,300	20,125	137,718	15,171	2,300
		Year 1 of a 3 year grant supporting staff and mental health resources for refugee students.									
		Funds 2.2 staff									
		School Counselors	2.0								
		Social Worker	0.2								
		Total	2.2								
HHS	1649	Youth Mental Health First Aide (YMHFA)		50,000			17,540		25,260	7,200	
		Funds training in YMHFA where 16 people will become certified instructors and 600 people (school staff, police, parents, etc) will be trained as well over a two year period									
USED	1674	Full Service Community Schools		499,184	136,712			14,000	276,932	41,900	29,640
		Year 1 of a 5 year grant supporting high needs alternative high school (LHS Career Acad) as a full service community school site.									
		Funds 1 staff									
		Community Schools Prog. Manager	1.0								
		Total	1.0								
790	1530	Alternative Education		20,000			7,235		12,300	465	
		Funding supports professional development for staff at the LHS Career Academy and Cardinal School to improve PBIS supports and installation of learning gardens at LHS Career Academy									
310	1615	McKinney-Vento Homeless		30,000	23,100					4,000	2,900
		Funding provides services to at risk students and families who are either homeless or at risk of becoming homeless (e.g. tutoring, educational training for parents, before and after school programs).									
CTI	1526	ASOST - CTI		9,500	9,500						
		Funding primarily supports after school programs at the Lincoln elementary school									
647	1637	21st Century 3 afterschool programs		33,920	33,920						
		Funding supports afterschool programs at three schools for a portion of the year (Stoklosa, Greenhalge, Shaughnessy). Funds site managers, teachers and paras and student activities									
647	1682	21st Century 6 after school programs		314,597	234,457				39,400	12,030	28,710
		Funding supports after school programs at six schools (Morey, Robinson, Stoklosa, Greenhalge, Shaughnessy). Funds site managers, teachers, paras and student activities									
647	1645	21st Century 4 out of school programs		174,173	132,200			4,513	11,980		25,480

Lowell Public Schools - 2016 approved grants											
Fund	Munis Code	Program Name	# of Staff	Total Grant Award	Supv, Instructional & Support Staff	Tutors	Stipends	Fringe Benefits	Contractual Services (Incl Substitutes)	Supplies	Other (Incl Misc, Student Transportation, Travel & Indirect Costs)
		Funding supports out of school programs at four schools (July/Aug 2015). Funds one coordinator as well as site managers, teachers paras and student activities									
		Funds 0.2 staff									
		Coordinator-Special Programs	0.2								
647	1647	21st Century Bartlett afterschool programs		45,100	26,940				6,920		11,240
		Funding supports afterschool programs at the Bartlett School. Funds site managers, teachers and paras and student activities									
647	1668	21st Century 2 out of school programs		21,250	19,200						2,050
		Funding supports out of school programs at two schools for an enhanced program beginning in July (Morey & Shaughnessy). Funds site managers, teachers and paras and student activities									
647	1641	21st Century LHS after school programs		29,076	22,980				4,296		1,800
		Funding supports out of school programs at Lowell High School (July/Aug 2015) Funds site managers, teachers, paras and student activities									
192	1533	Special Support School Safety		100,000	1,500				67,459	31,041	
		Funds stipends, supplies and the school safety audit for all schools									
647	1684	21st Century 3 out of school programs		310,223	191,870			21,403	26,700	9,000	61,250
		Funding supports afterschool programs at four schools. Funds one coordinator as well as site managers, teachers and paras and student activities									
		Funds .8 staff									
		Coordinator-Special Programs	0.8								
245	1669	21st Century SPED - LHS		8,490	8,490						
		Funding supports special ed teacher and staff to ensure that students with disabilities are integrated within the 21st Century CCLC afterschool program at LHS									
245	1628	21st Century SPED - 2 schools		16,000	16,000						
		Funding supports special ed service coordinator, paras and nursing staff to ensure that students with disabilities are integrated within the 21st Century CCLC afterschool programs at Lowell High School and McAuliffe schools									
UML	1662	NSF CISE		21,825	11,025					4,650	6,150
		National Science Foundation - Computer and Information Science and Engineering									
		Funding middle school after school pilot program integrating computer programming and music education at the Bartlett									
245	1643	21st Century SPED - 4 schools		30,000	30,000						
		Funding supports special ed service coordinator, paras and nursing staff to ensure that students with disabilities are integrated within the 21st Century CCLC afterschool programs at the Morey, Robinson and Shaughnessy schools.									
				2,974,105	1,756,469	0	62,075	138,065	623,165	192,300	202,031
		Grand Total		19,165,440	11,060,077	565,481	688,576	2,063,792	3,545,630	572,835	669,049

FY2017 Local Aid Estimates

Lowell

	FY2016 Cherry Sheet Estimate	FY2017 Governor's Budget Proposal	FY2017 HWM Budget Proposal	FY2017 Senate Budget Proposal	FY2017 Conference Committee
Education:					
Chapter 70	135,511,265	138,588,381	138,588,381		
School Transportation	0	0	0		
Charter Tuition Reimbursement	3,619,181	4,411,577	3,378,927		
Smart Growth School Reimbursement	0	0	0		
Offset Receipts:					
School Choice Receiving Tuition	0	0	0		
Sub-total, All Education Items:	139,130,446	142,999,958	141,967,308		
General Government:					
Unrestricted Gen Gov't Aid	23,219,704	24,218,151	24,218,151		
Local Sh of Racing Taxes	0	0	0		
Regional Public Libraries	0	0	0		
Urban Revitalization	509,000	509,000	509,000		
Veterans Benefits	697,697	697,697	553,761		
State Owned Land	201,060	199,414	199,414		
Exemp: VBS and Elderly	299,223	108,934	108,934		
Offset Receipts:					
Public Libraries	166,653	166,477	166,477		
Sub-Total, All General Government	25,093,337	25,899,673	25,755,737		
Total Estimated Receipts	164,223,783	168,899,631	167,723,045		

FY2017 Local Aid Assessments

Lowell

	FY2016 Cherry Sheet Estimate	FY2017 Governor's Budget Proposal	FY2017 HWM Budget Proposal	FY2017 Senate Budget Proposal	FY2017 Conference Committee
County Assessments:					
County Tax	0	0	0		
Suffolk County Retirement	0	0	0		
Essex County Reg Comm Center	0	0	0		
Sub-Total, County Assessments:	0	0	0		
State Assessments and Charges:					
Retired Employees Health Insurance	0	0	0		
Retired Teachers Health Insurance	0	0	0		
Mosquito Control Projects	60,617	69,437	69,437		
Air Pollution Districts	24,510	25,123	25,123		
Metropolitan Area Planning Council	0	0	0		
Old Colony Planning Council	0	0	0		
RMV Non-Renewal Surcharge	364,840	364,840	364,840		
Sub-Total, State Assessments:	449,967	459,400	459,400		
Transportation Authorities:					
MBTA	0	0	0		
Boston Metro. Transit District	0	0	0		
Regional Transit	946,119	969,772	969,772		
Sub-Total, Transp Authorities:	946,119	969,772	969,772		
Annual Charges Against Receipts:					
Multi-Year Repayment Program	0	0	0		
Special Education	71,800	71,800	71,800		
STRAP Repayments	0	0	0		
Sub-Total, Annual Charges:	71,800	71,800	71,800		
Tuition Assessments:					
School Choice Sending Tuition	685,289	889,811	889,811		
Charter School Sending Tuition	18,673,672	20,276,198	20,356,791		
Sub-Total, Tutition Assessments:	19,358,961	21,166,009	21,246,602		

Total Estimated Charges:	20,826,847	22,666,981	22,747,574
---------------------------------	-------------------	-------------------	-------------------

Massachusetts Department of Elementary and Secondary Education FY17 Chapter 70 Summary

160 Lowell

Aid Calculation FY17

Prior Year Aid

1 Chapter 70 FY16 **135,511,265**

Foundation Aid

2 Foundation budget FY17 183,238,362

3 Required district contribution FY17 44,649,981

4 Foundation aid (2 -3) 138,588,381

5 Increase over FY16 (4 - 1) **3,077,116**

Minimum Aid

6 Minimum \$20 per pupil increase **0**

Non-Operating District Reduction to Foundation

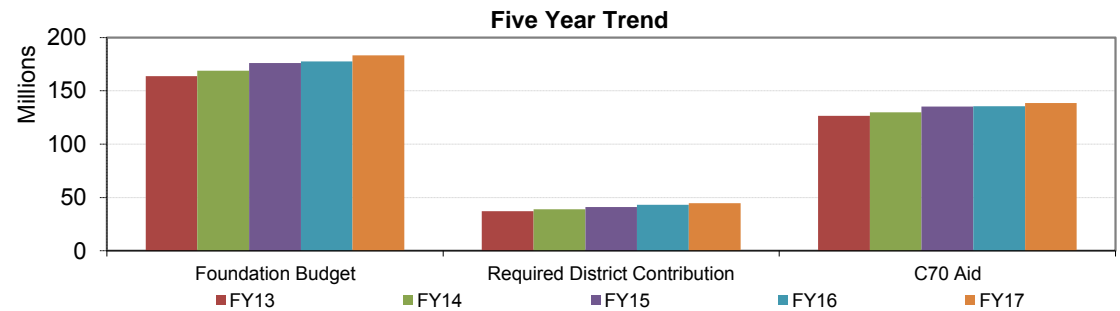
7 Reduction to foundation **0**

FY17 Chapter 70 Aid

8 sum of line 1, 5 minus 7 **138,588,381**

Comparison to FY16

	FY16	FY17	Change	Pct Chg
Enrollment	15,300	15,616	316	2.07%
Foundation budget	177,537,954	183,238,362	5,700,408	3.21%
Required district contribution	43,089,941	44,649,981	1,560,040	3.62%
Chapter 70 aid	135,511,265	138,588,381	3,077,116	2.27%
Required net school spending (NSS)	178,601,206	183,238,362	4,637,156	2.60%
Target aid share	73.22%	73.71%		
C70 % of foundation	76.33%	75.63%		
Required NSS % of foundation	100.60%	100.00%		



Massachusetts Department of Elementary and Secondary Education

Office of School Finance

FY17 Chapter 70 Foundation Budget

160 LOWELL

	----- Base Foundation Components -----										--- Incremental Costs Above The Base ---			TOTAL*
	(1) Pre-School	(2) ----- Kindergarten ----- Half-Day	(3) Full-Day	(4) Elementary	(5) Jr High/ Middle	(6) High School	(7) ELL PK	(8) ELL K Half	(9) ELL KF - 12	(10) Voca- tional	(11) Special Ed In District	(12) Special Ed Out of Dist	(13) Economically Disadvantaged	
Foundation Enrollment	619	0	955	4,660	2,568	2,738	0	0	3,997	388	577	149	9,150	15,616
1 Administration	112,664	0	347,620	1,696,240	934,752	996,632	0	0	1,454,908	141,232	1,449,574	374,327	0	7,507,949
2 Instructional Leadership	203,478	0	627,836	3,063,577	1,688,255	1,800,016	0	0	2,627,708	255,079	0	0	0	10,265,948
3 Classroom and Specialist Teachers	932,994	0	2,878,857	14,047,430	6,812,262	10,681,184	0	0	18,146,140	2,573,173	4,783,232	0	29,605,923	90,461,196
4 Other Teaching Services	239,287	0	738,368	3,602,926	1,429,220	1,268,625	0	0	2,471,025	179,776	4,466,038	5,719	0	14,400,983
5 Professional Development	36,899	0	113,912	555,938	332,094	343,318	0	0	645,396	80,436	230,742	0	651,572	2,990,306
6 Instructional Equipment & Tech	135,041	0	416,676	2,033,205	1,120,444	1,911,398	0	0	1,743,931	474,004	201,402	0	0	8,036,101
7 Guidance and Psychological	67,880	0	209,489	1,022,218	749,830	1,002,163	0	0	1,167,084	142,016	0	0	0	4,360,679
8 Pupil Services	27,001	0	83,343	609,994	549,064	1,349,916	0	0	523,207	191,296	0	0	0	3,333,821
9 Operations and Maintenance	259,082	0	799,421	3,900,839	2,330,511	2,409,248	0	0	4,529,520	638,966	1,619,247	0	4,572,438	21,059,274
10 Employee Benefits/Fixed Charges	233,536	0	720,567	3,516,296	1,842,386	1,887,221	0	0	3,793,992	434,339	1,834,410	0	3,005,318	17,268,065
11 Special Ed Tuition	0	0	0	0	0	0	0	0	0	0	0	3,554,040	0	3,554,040
12 Total	2,247,861	0	6,936,089	34,048,663	17,788,818	23,649,721	0	0	37,102,912	5,110,317	14,584,644	3,934,086	37,835,250	183,238,362
13 Wage Adjustment Factor	100.0%													
14 Economically Disadvantaged Decile	10													
Foundation Budget per Pupil 11,734														

* Total foundation enrollment does not include columns 11 through 13, because those columns represent increments above the base. The pupils are already counted in columns 1 to 10.

Total foundation enrollment assigns pupils in pre-kindergarten and half-time kindergarten an enrollment count of .5.

Special education in-district headcount is an assumed percentage, representing 3.75 percent of K to 12 non-vocational enrollment and 4.75 percent of vocational enrollment.

Special education out-of-district headcount is also an assumed percentage, representing 1 percent of non-vocational K-12 enrollment.

Economically disadvantaged headcounts are the number of pupils in columns 1 through 10 who are directly certified as eligible for the Supplemental Nutrition

Assistance Program (SNAP); the Transitional Assistance for Families with Dependent Children (TAFDC); the Department of Children and Families' (DCF) foster care program; and MassHealth (Medicaid).

Each component of the foundation budget represents the enrollment on line 1 multiplied by the appropriate state-wide foundation allotment.

The wage adjustment factor is applied to underlying rates in all functions except instructional equipment, benefits and special education tuition.

The foundation budget shown on this page may differ from the final number used in the formula, due to rounding error.

**Lowell Public Schools
Revolving Funds**

Fund	Name	Balance as of 4/20/16
1102	Athletic Revolving Fund	\$ 5,833
1103	Non-Resident Student Tuition Revolving Fund	\$ 36,777 ¹
1108	Use of School Facilities Revolving Fund	\$ 337,194
1127	Full Day Pre-School Revolving Fund	\$ 247,451 ²
1129	Community Schools Revolving Fund	\$ 47,924
1144	Comcast - Community Television Fund	\$ 659,763 ³
1201	Food Service Revolving Fund	\$ 3,106,662 ⁴
1924	Special Education Circuit Breaker	\$ 3,090,016 ⁵

Notes:

¹ The Non-Resident Student Tuition Revolving Fund is recorded as an offset to the Out-of-District Tuition account in the Districtwide Budget.

² The School Department received reimbursement for operating the full-day Pre-School Program at the Murkland Elementary School. This funding will be used to offset the cost of employees and/or programs in conjunction with the Murkland Elementary School.

³ The City and School Department receives revenue from the Comcast contract annually to provide community access television. The School Department funds (2) positions at Lowell High School in the TV Studio by utilizing this funding source. We have received an additional allocation of capital to better the video connectivity and access throughout the district.

⁴ The Food Service Revolving Fund provides for the operation of the food service program. Our program costs approximately \$ 6 million annually to operate.

⁵ The state special education reimbursement program, commonly known as the circuit breaker program, was started in FY04 to provide additional state funding to districts for high-cost special education students. The threshold for eligibility is tied to four times the state average foundation budget per pupil as calculated under the chapter 70 program, with the state paying 75 percent of the costs above that threshold. For children placed in a school district outside their home town by the Department of Transitional Assistance or the Department of Children and Families, and for children who have no parents or guardians in the Commonwealth, the reimbursement is 100 percent.

04/22/2016 08:27
mbator

CITY OF LOWELL
G/L ACCOUNT - MASTER INQUIRY

P 1
glactinq

Org code: 1102 ATHLETIC REVOLVING
Object code: 104000 CASH UNRESTRICTED C
Project code:

Type: B A
Status: A
Budgetary: N

Fund 1102 ATHLETIC REVOLVING
FUNCTION 0
DEPARTMENT 000 VARIOUS
AP/UM/OET 000
DOE/PROGS 0000
FY/GRADE 00 0
LEVEL 0
CATEGORY 00

Full description: CASH UNRESTRICTED CHECKNG

Short desc: CASH UNRES

PER	ACTUAL	ENCUMBRANCE	BUD TRANSFER	BUDGET
00	73.22	.00	.00	.00
01	.00	.00	.00	.00
02	.00	.00	.00	.00
03	9,421.87	.00	.00	.00
04	7,951.64	.00	.00	.00
05	-2,787.36	.00	.00	.00
06	-5,746.50	.00	.00	.00
07	4,398.50	.00	.00	.00
08	-7,749.96	.00	.00	.00
09	-3,200.50	.00	.00	.00
10	.00	.00	.00	.00
11	.00	.00	.00	.00
12	.00	.00	.00	.00
13	.00	.00	.00	.00
Tot:	2,360.91	.00	.00	.00

	CURRENT YEAR TOTAL AMOUNTS	
Actual (Memo)	5,832.91	Original Budget .00
Encumbrances	.00	Budget Tranfr In .00
Requisitions	.00	Budget Tranfr Out .00
Total	5,832.91	Carry Fwd Budget .00
Available Budget	.00	Carry Fwd Bud Tfr .00
Percent Used	.00	Revised Budget .00
Inceptn to SOY	.00	Inceptn Orig Bud .00
		Inceptn Revsd Bud .00
Encumb-Last Yr	.00	DEPT .00
Actual-Last Yr	.00	DEPT HEAD .00
Estim-Actual	.00	CFO .00
		CITY MGR .00
		ADOPTED .00



04/22/2016 08:53
mbator

CITY OF LOWELL
G/L ACCOUNT - MASTER INQUIRY

P 1
glactinq

Org code: 1103 NON-RESIDENT STUDENT TUITION Type: B A
Object code: 104000 CASH UNRESTRICTED C Status: A
Project code: Budgetary: N

Fund 1103 NON-RESIDENT STUDENT TUITION
FUNCTION 0
DEPARTMENT 000 VARIOUS
AP/UM/OET 000
DOE/PROGS 0000
FY/GRADE 00 0
LEVEL 0
CATEGORY 00

Full description: CASH UNRESTRICTED CHECKNG Short desc: CASH UNRES

PER	ACTUAL	ENCUMBRANCE	BUD TRANSFER	BUDGET
00	36,656.67	.00	.00	.00
01	10.20	.00	.00	.00
02	.00	.00	.00	.00
03	.00	.00	.00	.00
04	28.20	.00	.00	.00
05	28.80	.00	.00	.00
06	.00	.00	.00	.00
07	.00	.00	.00	.00
08	.00	.00	.00	.00
09	.00	.00	.00	.00
10	.00	.00	.00	.00
11	.00	.00	.00	.00
12	.00	.00	.00	.00
13	.00	.00	.00	.00
Tot:	36,723.87	.00	.00	.00

	CURRENT YEAR TOTAL AMOUNTS	
Actual (Memo)	36,777.27	Original Budget .00
Encumbrances	.00	Budget Tranfr In .00
Requisitions	.00	Budget Tranfr Out .00
Total	36,777.27	Carry Fwd Budget .00
Available Budget	.00	Carry Fwd Bud Tfr .00
Percent Used	.00	Revised Budget .00
Inceptn to SOY	.00	Inceptn Orig Bud .00
		Inceptn Revsd Bud .00
Encumb-Last Yr	.00	DEPT .00
Actual-Last Yr	.00	DEPT HEAD .00
Estim-Actual	.00	CFO .00
		CITY MGR .00
		ADOPTED .00



04/22/2016 08:59
mbator

CITY OF LOWELL
G/L ACCOUNT - MASTER INQUIRY

P 1
glactinq

Org code: 1108 SCH. PROP. C71 S71
Object code: 104000 CASH UNRESTRICTED C
Project code:

Type: B A
Status: A
Budgetary: N

Fund 1108 SCH. PROP. C71 S71E
FUNCTION 0
DEPARTMENT 000 VARIOUS
AP/UM/OET 000
DOE/PROGS 0000
FY/GRADE 00 0
LEVEL 0
CATEGORY 00

Full description: CASH UNRESTRICTED CHECKNG

Short desc: CASH UNRES

PER	ACTUAL	ENCUMBRANCE	BUD TRANSFER	BUDGET
00	341,494.32	.00	.00	.00
01	5,519.22	.00	.00	.00
02	-9,823.52	.00	.00	.00
03	-12,108.11	.00	.00	.00
04	6,564.97	.00	.00	.00
05	28,968.17	.00	.00	.00
06	23,335.24	.00	.00	.00
07	22,298.14	.00	.00	.00
08	-77,444.22	.00	.00	.00
09	15,963.03	.00	.00	.00
10	-1,681.12	.00	.00	.00
11	.00	.00	.00	.00
12	.00	.00	.00	.00
13	.00	.00	.00	.00
Tot:	343,086.12	.00	.00	.00

	CURRENT YEAR TOTAL AMOUNTS		
Actual (Memo)	337,194.22	Original Budget	.00
Encumbrances	.00	Budget Tranfr In	.00
Requisitions	.00	Budget Tranfr Out	.00
Total	337,194.22	Carry Fwd Budget	.00
Available Budget	.00	Carry Fwd Bud Tfr	.00
Percent Used	.00	Revised Budget	.00
Inceptn to SOY	.00	Inceptn Orig Bud	.00
		Inceptn Revsd Bud	.00
Encumb-Last Yr	.00	DEPT	.00
Actual-Last Yr	.00	DEPT HEAD	.00
Estim-Actual	.00	CFO	.00
		CITY MGR	.00
		ADOPTED	.00



04/22/2016 09:00
mbator

CITY OF LOWELL
G/L ACCOUNT - MASTER INQUIRY

P 1
glactinq

Org code: 1127 SCH DAYCARE C71 S26C
Object code: 104000 CASH UNRESTRICTED C
Project code:

Type: B A
Status: A
Budgetary: N

Fund 1127 SCH DAYCARE C71 S26C
FUNCTION 0
DEPARTMENT 000 VARIOUS
AP/UM/OET 000
DOE/PROGS 0000
FY/GRADE 00 0
LEVEL 0
CATEGORY 00

Full description: CASH UNRESTRICTED C

Short desc: CASH UNRES

PER	ACTUAL	ENCUMBRANCE	BUD TRANSFER	BUDGET
00	247,450.97	.00	.00	.00
01	.00	.00	.00	.00
02	.00	.00	.00	.00
03	.00	.00	.00	.00
04	.00	.00	.00	.00
05	.00	.00	.00	.00
06	.00	.00	.00	.00
07	.00	.00	.00	.00
08	.00	.00	.00	.00
09	.00	.00	.00	.00
10	.00	.00	.00	.00
11	.00	.00	.00	.00
12	.00	.00	.00	.00
13	.00	.00	.00	.00
Tot:	247,450.97	.00	.00	.00

	CURRENT YEAR TOTAL AMOUNTS	
Actual (Memo)	247,450.97	Original Budget .00
Encumbrances	.00	Budget Tranfr In .00
Requisitions	.00	Budget Tranfr Out .00
Total	247,450.97	Carry Fwd Budget .00
Available Budget	.00	Carry Fwd Bud Tfr .00
Percent Used	.00	Revised Budget .00
Inceptn to SOY	.00	Inceptn Orig Bud .00
		Inceptn Revsd Bud .00
Encumb-Last Yr	.00	DEPT .00
Actual-Last Yr	.00	DEPT HEAD .00
Estim-Actual	.00	CFO .00
		CITY MGR .00
		ADOPTED .00



04/22/2016 09:10
mbator

CITY OF LOWELL
G/L ACCOUNT - MASTER INQUIRY

P 1
glactinq

Org code: 1129 COMM SCH SES REVOLVING
Object code: 104000 CASH UNRESTRICTED C
Project code:

Type: B A
Status: A
Budgetary: N

Fund 1129 COMM SCH SES REVOLVING
FUNCTION 3 EDUCATION
DEPARTMENT 000 VARIOUS
AP/UM/OET 000
DOE/PROGS 0000
FY/GRADE 00 0
LEVEL 0
CATEGORY 00

Full description: CASH UNRESTRICTED C

Short desc: CASH UNRES

PER	ACTUAL	ENCUMBRANCE	BUD TRANSFER	BUDGET
00	42,638.71	.00	.00	.00
01	-17,187.00	.00	.00	.00
02	-10,474.73	.00	.00	.00
03	14,747.76	.00	.00	.00
04	8,722.60	.00	.00	.00
05	-1,285.00	.00	.00	.00
06	1,343.50	.00	.00	.00
07	-1,057.41	.00	.00	.00
08	3,928.42	.00	.00	.00
09	8,232.50	.00	.00	.00
10	-815.54	.00	.00	.00
11	.00	.00	.00	.00
12	.00	.00	.00	.00
13	.00	.00	.00	.00
Tot:	48,793.81	.00	.00	.00

	CURRENT YEAR TOTAL AMOUNTS		
Actual (Memo)	47,923.81	Original Budget	.00
Encumbrances	.00	Budget Tranfr In	.00
Requisitions	.00	Budget Tranfr Out	.00
Total	47,923.81	Carry Fwd Budget	.00
Available Budget	.00	Carry Fwd Bud Tfr	.00
Percent Used	.00	Revised Budget	.00
Inceptn to SOY	.00	Inceptn Orig Bud	.00
		Inceptn Revsd Bud	.00
Encumb-Last Yr	.00	DEPT	.00
Actual-Last Yr	.00	DEPT HEAD	.00
Estim-Actual	.00	CFO	.00
		CITY MGR	.00
		ADOPTED	.00



04/22/2016 09:04
mbator

CITY OF LOWELL
G/L ACCOUNT - MASTER INQUIRY

P 1
glactinq

Org code: 1144 COMCAST- SCHOOLS
Object code: 104000 CASH UNRESTRICTED C
Project code:

Type: B A
Status: A
Budgetary: N

Fund 1144 COMCAST- SCHOOLS
FUNCTION 0
DEPARTMENT 000 VARIOUS
AP/UM/OET 000
DOE/PROGS 000 GENERAL
FY/GRADE 09 FISCAL YEAR 2009
LEVEL 0
CATEGORY 00

Full description: CASH UNRESTRICTED C Short desc: CASH UNRES

PER	ACTUAL	ENCUMBRANCE	BUD TRANSFER	BUDGET
00	740,837.57	.00	.00	.00
01	-9,024.84	.00	.00	.00
02	-4,160.84	.00	.00	.00
03	-4,160.84	.00	.00	.00
04	-38,555.05	.00	.00	.00
05	-4,160.84	.00	.00	.00
06	-5,201.05	.00	.00	.00
07	-3,328.67	.00	.00	.00
08	-4,160.84	.00	.00	.00
09	-5,201.05	.00	.00	.00
10	-1,040.21	.00	.00	.00
11	.00	.00	.00	.00
12	.00	.00	.00	.00
13	.00	.00	.00	.00
Tot:	661,843.34	.00	.00	.00

	CURRENT YEAR TOTAL AMOUNTS		
Actual (Memo)	659,762.92	Original Budget	.00
Encumbrances	.00	Budget Tranfr In	.00
Requisitions	.00	Budget Tranfr Out	.00
Total	659,762.92	Carry Fwd Budget	.00
Available Budget	.00	Carry Fwd Bud Tfr	.00
Percent Used	.00	Revised Budget	.00
Inceptn to SOY	.00	Inceptn Orig Bud	.00
		Inceptn Revsd Bud	.00
Encumb-Last Yr	.00	DEPT	.00
Actual-Last Yr	.00	DEPT HEAD	.00
Estim-Actual	.00	CFO	.00
		CITY MGR	.00
		ADOPTED	.00



04/22/2016 09:06
mbator

CITY OF LOWELL
G/L ACCOUNT - MASTER INQUIRY

P 1
glactinq

Org code: 1201 MILK AND LUNCH REVOLVING Type: B A
Object code: 104000 CASH UNRESTRICTED C Status: A
Project code: Budgetary: N

Fund 1201 MILK AND LUNCH REVOLVING
FUNCTION 0
DEPARTMENT 000 VARIOUS
AP/UM/OET 000
DOE/PROGS 0000
FY/GRADE 00 0
LEVEL 0
CATEGORY 00

Full description: CASH UNRESTRICTED CHECKNG Short desc: CASH UNRES

PER	ACTUAL	ENCUMBRANCE	BUD TRANSFER	BUDGET
00	2,073,383.78	.00	.00	.00
01	-236,575.53	.00	.00	.00
02	735,742.73	.00	.00	.00
03	-178,926.78	.00	.00	.00
04	-87,513.01	.00	.00	.00
05	846,950.64	.00	.00	.00
06	92,680.95	.00	.00	.00
07	258,724.60	.00	.00	.00
08	-250,846.27	.00	.00	.00
09	372,678.49	.00	.00	.00
10	-421,143.69	.00	.00	.00
11	.00	.00	.00	.00
12	.00	.00	.00	.00
13	.00	.00	.00	.00
Tot:	3,205,155.91	.00	.00	.00

	CURRENT YEAR TOTAL AMOUNTS		
Actual (Memo)	3,106,662.03	Original Budget	.00
Encumbrances	.00	Budget Tranfr In	.00
Requisitions	.00	Budget Tranfr Out	.00
Total	3,106,662.03	Carry Fwd Budget	.00
Available Budget	.00	Carry Fwd Bud Tfr	.00
Percent Used	.00	Revised Budget	.00
Inceptn to SOY	.00	Inceptn Orig Bud	.00
		Inceptn Revsd Bud	.00
Encumb-Last Yr	.00	DEPT	.00
Actual-Last Yr	.00	DEPT HEAD	.00
Estim-Actual	.00	CFO	.00
		CITY MGR	.00
		ADOPTED	.00



04/22/2016 09:07
mbator

CITY OF LOWELL
G/L ACCOUNT - MASTER INQUIRY

P 1
glactinq

Org code: 1924 SPED CIRCUIT BREAKER
Object code: 104000 CASH UNRESTRICTED C
Project code:

Type: B A
Status: A
Budgetary: N

Fund 1924 SPED CIRCUIT BREAKER
FUNCTION 0
DEPARTMENT 805 SYSTEMWIDE SCHOOLS
AP/UM/OET 201 SPED GENERAL PROGRAM
DOE/PROGS 2300 TEACHING SERVICES
FY/GRADE P2 SPECIAL ED
LEVEL 0
CATEGORY 28 STATE

Full description: CASH UNRESTRICTED C Short desc: CASH UNRES

PER	ACTUAL	ENCUMBRANCE	BUD TRANSFER	BUDGET
00	1,051,125.45	.00	.00	.00
01	548,144.00	.00	.00	.00
02	.00	.00	.00	.00
03	.00	.00	.00	.00
04	563,406.00	.00	.00	.00
05	.00	.00	.00	.00
06	.00	.00	.00	.00
07	363,933.07	.00	.00	.00
08	.00	.00	.00	.00
09	.00	.00	.00	.00
10	563,407.00	.00	.00	.00
11	.00	.00	.00	.00
12	.00	.00	.00	.00
13	.00	.00	.00	.00
Tot:	3,090,015.52	.00	.00	.00

	CURRENT YEAR TOTAL AMOUNTS		
Actual (Memo)	3,090,015.52	Original Budget	.00
Encumbrances	.00	Budget Tranfr In	.00
Requisitions	.00	Budget Tranfr Out	.00
Total	3,090,015.52	Carry Fwd Budget	.00
Available Budget	.00	Carry Fwd Bud Tfr	.00
Percent Used	.00	Revised Budget	.00
Inceptn to SOY	.00	Inceptn Orig Bud	.00
		Inceptn Revsd Bud	.00
Encumb-Last Yr	.00	DEPT	.00
Actual-Last Yr	.00	DEPT HEAD	.00
Estim-Actual	.00	CFO	.00
		CITY MGR	.00
		ADOPTED	.00



District Enrollment

School	School Name	PK	K	1	2	3	4	5	6	7	8	9	10	11	12	SP	Other	Total
0002	Bailey Elementary School	24	90	97	98	94	99	0	0	0	0	0	0	0	0	0	11	513
0005	Rogers STEM Academy	36	92	116	97	93	0	0	0	0	0	0	0	0	0	0	27	461
0010	McAvinnue Elementary School	25	88	100	93	89	108	0	0	0	0	0	0	0	0	0	15	518
0015	Greenhalge Elementary	45	83	94	94	88	93	0	0	0	0	0	0	0	0	0	25	522
0018	Pyne Arts Magnet School	29	46	48	54	49	47	51	54	52	51	0	0	0	0	0	8	489
0020	Lincoln Elementary School	41	93	103	96	95	112	0	0	0	0	0	0	0	0	0	9	549
0027	Moody Elementary School	23	51	48	47	45	51	0	0	0	0	0	0	0	0	0	12	277
0030	Morey Elementary School	45	95	99	96	94	96	0	0	0	0	0	0	0	0	0	21	546
0036	Pawtucketville Memorial	27	93	110	100	96	101	0	0	0	0	0	0	0	0	0	12	539
0040	Reilly Elementary School	0	110	116	120	110	114	0	0	0	0	0	0	0	0	0	0	570
0050	Shaughnessy Elementary	23	91	95	99	94	94	0	0	0	0	0	0	0	0	0	11	507
0055	Washington Elementary	22	45	46	56	50	53	0	0	0	0	0	0	0	0	0	8	280
0075	McAuliffe Elementary School	46	85	95	93	96	99	0	0	0	0	0	0	0	0	0	9	523
0080	Murkland Elementary School	43	87	97	92	93	99	0	0	0	0	0	0	0	0	0	15	526
0085	Laura Lee Therapeutic Day	0	0	0	1	4	1	5	7	3	0	0	0	0	0	0	0	21
0090	Bartlett Community	42	47	52	47	52	61	53	56	56	53	0	0	0	0	0	13	532
0100	Head Start - Community	11	0	0	0	0	0	0	0	0	0	0	0	0	0	0	13	24
0110	Lowell Collaborative Preschool	134	0	0	0	0	0	0	0	0	0	0	0	0	0	0	0	134
0310	Butler Middle School	0	0	0	0	0	0	121	138	132	134	0	0	0	0	0	0	525
0315	Daley Middle School	0	0	0	0	0	0	172	167	162	160	0	0	0	0	0	0	661
0320	Leblanc Therapeutic Day	0	0	0	0	0	0	0	0	0	8	10	7	9	9	0	0	43
0330	Robinson Middle School	0	0	0	0	0	0	149	156	154	160	0	0	0	0	0	0	619
0340	Sullivan Middle School	0	0	0	0	0	0	148	167	163	159	0	0	0	0	0	0	637
0345	Wang Middle School	0	0	0	0	0	0	154	167	167	158	0	0	0	0	0	0	646
0360	Stoklosa Middle School	0	0	0	0	0	0	155	168	166	149	0	0	0	0	0	0	638
0450	Home Schooled	0	0	1	1	2	0	3	0	1	1	1	1	0	0	0	0	11
0505	Lowell High School	0	0	0	0	0	0	0	0	0	0	799	778	758	650	28	0	3013

District Enrollment

School	School Name	PK	K	1	2	3	4	5	6	7	8	9	10	11	12	SP	Other	Total
0930	Family Resource Center	11	6	3	7	2	3	3	3	4	5	0	0	0	0	0	6	53
0962	Special Education Office	37	8	10	9	3	4	3	5	4	0	0	1	2	1	0	223	310
1001	Cardinal O'Connell - McHugh	0	0	0	0	0	0	3	8	14	9	0	0	0	0	0	0	34
1002	LHS Career Academy	0	0	0	0	0	0	0	0	0	0	46	21	14	5	0	0	86
1004	BRIDGE Program	0	0	0	0	0	0	0	2	15	32	0	0	0	0	0	0	49
1007	LHS Engagement Center	0	0	0	0	0	0	0	0	0	0	0	0	8	27	0	0	35
OOD	Out of District	2	1	7	4	9	8	6	9	9	8	17	14	21	20	11	1	147
Totals		666	1211	1337	1304	1258	1243	1026	1107	1102	1087	873	822	812	712	39	439	15038

Lowell Public Schools
FY 2017 Staff Salary Book

Grant/Revolving Account
Funded Positions
Listed by Funding Source

FTE	Last Name	First Name	Position	School	Acct. No.*	Salary
1	WILKINS	BRYAN	Edu Prog Producer	Lowell High School	1144	56,145
1	VALCANAS	NICHOLAS	Coord. Education TV	Lowell High School	1144	49,208
0.1575	VACANT	VACANT	Facility Director	Districtwide	1102	12,600
0.03	VACANT	VACANT	Facility Director	Districtwide	1108	2,400
1	BEAL	DENISE	Administrative Assistant	Adult Basic Education Program	1540	47,228
1	PEARSON	AMANDA	ESOL Registrar	Adult Basic Education Program	1540	45,112
1	MARRERO	GLADYS	School Clerk	Adult Basic Education Program	1540	40,574
1	GIRALDO	ADRIANA	Student Services Facilitator	Adult Basic Education Program	1540	45,112
1	O'FALLON	KATHERINE	Paraprofessional	McAuliffe Elementary School	1562	26,683
1	STEAD	LYNN	Paraprofessional	Rogers STEM Academy	1562	29,308
1	CROWLEY	NOREEN	Paraprofessional (Pre-K)	Pawtucketville Memorial Elementary School	1562	30,878
1	BERRIOS	HILDA	Paraprofessional (Pre-K)	McAvinnue Elementary School	1562	34,052
1	GENEST	TRACY	Preschool Teacher	Pawtucketville Memorial Elementary School	1562	78,213
1	BYRNE	LESLEY	Preschool Teacher	Rogers STEM Academy	1562	90,631
1	VACANT	VACANT	District Support Specialist: Early Childhood	Early Childhood Office	1570	85,284
1	SUY	SOKUNTHEA	Parent Liaison: Early Childhood	Rogers STEM Academy	1570	34,383
1	BRITO	MADLINE	Parent Liaison: Early Childhood	Early Childhood Office	1570	34,383
1	FULLER	PATRICIA	Parent Liaison: Early Childhood	Rogers STEM Academy	1570	34,383
1	COLEMAN	DARCIE	Social Worker: Early Childhood	Special Education Office	1570	84,187
1	PROVENCHER	TERESA	Paraprofessional (Kindergarten)	Murkland Elementary School	1571	22,412
1	MANISCALCO	LISA	Paraprofessional (Kindergarten)	Shaughnessy Elementary School	1571	27,355
1	LEMAY	DOREEN	Paraprofessional (Kindergarten)	Pyne Arts Magnet School	1571	29,308
1	GREENE	PATRICIA	Paraprofessional (Kindergarten)	Pawtucketville Memorial Elementary School	1571	29,958
1	MCGEE	CHERYL	Paraprofessional (Kindergarten)	Bartlett Community Partnership	1571	29,958
1	RIVERA	ELY	Paraprofessional (Kindergarten)	McAvinnue Elementary School	1571	29,958
1	REILLY	CATHERINE	Paraprofessional (Kindergarten)	Washington Elementary School	1571	30,790
1	JUDD	NANCY	Paraprofessional (Kindergarten)	Murkland Elementary School	1571	30,790
1	CONOVER	KATHRYN	Paraprofessional (Kindergarten)	Moody Elementary School	1571	30,878
1	HUNTER	LINDA	Paraprofessional (Kindergarten)	Lincoln Elementary School	1571	31,554
1	LANNON	LAUREN	Paraprofessional (Kindergarten)	Morey Elementary School	1571	31,622
1	BRUNELLE	DEBRA	Paraprofessional (Kindergarten)	Morey Elementary School	1571	31,622
1	PELLAND	SUSANNE	Paraprofessional (Kindergarten)	Bailey Elementary School	1571	33,218
1	CHHOENG	SAHARISAH	Paraprofessional (Kindergarten)	Greenhalge Elementary School	1571	33,843

Lowell Public Schools
FY 2017 Staff Salary Book

Grant/Revolving Account
Funded Positions
Listed by Funding Source

FTE	Last Name	First Name	Position	School	Acct. No.*	Salary
1	AZEVEDO	MARIA	Paraprofessional (Kindergarten)	Lincoln Elementary School	1571	34,746
1	HUERTAS	MATILDE	Paraprofessional (Kindergarten)	McAuliffe Elementary School	1571	34,746
1	TZELIAS	ALEXANDRA	Paraprofessional (Kindergarten)	Reilly Elementary School	1571	34,884
1	SHEEHY	ANNE	Assistant HR Director	Central Administration	1604	80,000
1	HIGGINS	CYNTHIA	Payroll	Central Administration	1604	44,611
1	VACANT	VACANT	Grants Clerk	Central Administration	1604	40,578
1	NEARY	JAMES	Coordinator of School Improvement & Accountability	Central Administration	1604	104,045
1	CARROLL	SHEILA	Instructional Specialist	Lowell High School	1604	81,560
1	COLLINS	DANIELLE	Instructional Specialist	Wang Middle School	1604	90,327
1	HIGGINS	ELIZABETH	Instructional Specialist	Daley Middle School	1604	90,327
1	KELLY	MARY	Instructional Specialist	Robinson Middle School	1604	84,908
1	LOWE	STEFANIE	Instructional Specialist	Sullivan Middle School	1604	92,147
1	OTIS	HEIDI	Instructional Specialist	Pyne Arts Magnet School	1604	81,560
1	POULIOT	CHARLES	Instructional Specialist	Lowell High School	1604	86,978
1	STOTT	LISA	Instructional Specialist	Butler Middle School	1604	81,560
1	WILLIS	LINDA	Instructional Specialist	Stoklosa Middle School	1604	90,327
1	VACANT	VACANT	Math Resource	Rogers STEM Academy	1604	55,000
1	CURLEY	BEATRIZ	Literacy Specialist	McAvinnue Elementary School	1604	91,438
1	DRISCOLL	MELISSA	Literacy Specialist	Greenhalge Elementary School	1604	86,287
1	MATTHEWS	CINDY	Literacy Specialist	Rogers STEM Academy	1604	89,910
1	STRAKER	ALLISON	Literacy Specialist	Bartlett Community Partnership	1604	84,050
1	SQUIRES	DONNA	Reading Teacher	Parochial Schools	1604	86,823
1	MCNAMARA	MARY	Reading Teacher	Greenhalge Elementary School	1604	82,419
1	WELLES	KATHERINE	Reading Teacher	Lincoln Elementary School	1604	67,655
1	ST LAWRENCE	DOUGLAS	Reading Teacher	Murkland Elementary School	1604	86,823
1	BATISTA	MANUEL	Social Worker	Lowell High School	1604	88,647
1	BELAND	JENNIFER	Social Worker	Lincoln Elementary School	1604	84,187
1	CAMARGO-RUIZ	ROCIO	Social Worker	Pawtucketville Memorial Elementary School	1604	87,536
1	CORRENTE	PATTI-JEAN	Social Worker	Bailey Elementary School	1604	86,425
1	DE LA LUZ	ARLENE	Social Worker	McAvinnue Elementary School	1604	91,577
1	DELWORTH	AMANDA	Social Worker	Bartlett Community Partnership	1604	86,425
1	ESPINOLA	RENEE	Social Worker	Shaughnessy Elementary School	1604	84,187
1	FERRELLI	SHANNON	Social Worker	Wang Middle School	1604	84,187
1	GABRIEL	TARA	Social Worker	Morey Elementary School	1604	90,466
1	HEALY	KADEEN	Social Worker	Butler Middle School	1604	87,536
1	HILL	CATHLYN	Social Worker	Robinson Middle School	1604	87,536
1	HOSMER	AMANDA	Social Worker	Lowell High School	1604	86,425
1	HRICIGA	SUE	Social Worker	Murkland Elementary School	1604	89,754

Lowell Public Schools
FY 2017 Staff Salary Book

Grant/Revolving Account
Funded Positions
Listed by Funding Source

FTE	Last Name	First Name	Position	School	Acct. No.*	Salary
1	JACO O'BRIEN	SANDRA	Social Worker	Daley Middle School	1604	87,536
1	KIRBY	KRISTIN	Social Worker	Greenhalge Elementary School	1604	88,647
1	LOUISE	DOROTHY	Social Worker	Reilly Elementary School	1604	90,861
1	MARKMAN	INGRID	Social Worker	Central Administration	1604	88,647
1	MOULTON	KRISTIN	Social Worker	McAuliffe Elementary School	1604	87,536
1	PARKER VENTRE	AMY	Social Worker	Rogers STEM Academy	1604	84,187
1	ROBTOY	CYNTHIA	Social Worker	Stoklosa Middle School	1604	89,754
1	ROGERS-BURKE	JENNIFER	Social Worker	Pyne Arts Magnet School	1604	84,187
1	THOMPSON	ROBERT	Social Worker	Sullivan Middle School	1604	87,536
1	GUZIEJKA	PATRICIA	Title I Director	Central Administration	1604	114,252
1	CUNEO	CAROLYN	Alternative School Coordinator	Leblanc Therapeutic Day School	1611	102,120
1	VACANT	VACANT	Evaluation Team Chairperson	Central Administration	1611	85,403
1	MALUCCIO	DONNA	Assistant Administrator of Special Education	Central Administration	1611	103,602
1	MCGINN (KILFOYLE)	MARY ELLEN	Autism Support Specialist	Districtwide	1611	84,422
1	GARABEDIAN	KAREN	Behavior Therapist	Leblanc Therapeutic Day School	1611	88,623
1	ADAMS	CHRISTINE	Board Certified Behavior Analyst	Districtwide	1611	92,535
1	LAPOINTE	MARY	Central Administration Clerk: Special Education	Lowell High School	1611	40,574
1	CASEY	BILLIE	Central Administration Clerk: Special Education	Special Education Office	1611	44,611
1	FRAUMENI-LIMAURO	RENEE	Evaluation Team Chairperson	Districtwide	1611	94,133
1	GOODICK	DONALD	Paraprofessional	Sullivan Middle School	1611	25,058
1	MAHONEY	DARLENE	Paraprofessional	Sullivan Middle School	1611	26,718
1	LENZI	JENNIFER	Paraprofessional (Adjustment)	Leblanc Therapeutic Day School	1611	25,004
1	ROGERS	JOHN	Paraprofessional (Adjustment)	Leblanc Therapeutic Day School	1611	28,623
1	SILVA	NATALIA	Paraprofessional (Adjustment)	Leblanc Therapeutic Day School	1611	26,327
1	WELSH	JENNIFER	Paraprofessional (Adjustment)	Leblanc Therapeutic Day School	1611	25,916
1	COX	JONATHAN	Paraprofessional (Adjustment)	Lowell High School	1611	28,623
1	SIMMONS	ISIAH	Paraprofessional (Adjustment)	Pawtucketville Memorial Elementary School	1611	26,327
1	ANDERSON	SAMUEL	Paraprofessional (CSA)	McAvinnue Elementary School	1611	26,327
1	BAHOU	TYLDA	Paraprofessional (CSA)	McAvinnue Elementary School	1611	32,147
1	GRENHAM	EILEEN	Paraprofessional (CSA)	McAvinnue Elementary School	1611	29,954
1	LYSZ	KELLI	Paraprofessional (CSA)	McAvinnue Elementary School	1611	29,001
1	MCDONALD	KATHY	Paraprofessional (CSA)	McAvinnue Elementary School	1611	31,228
1	RAMIREZ	ARIANA	Paraprofessional (CSA)	McAvinnue Elementary School	1611	31,228
1	SEZINE	CLAUDINEIA	Paraprofessional (CSA)	McAvinnue Elementary School	1611	34,558
1	MURPHY	SHARON	Paraprofessional	Robinson Middle School	1611	22,047
1	MARR	SUZANNE	Paraprofessional (CSA)	Shaughnessy Elementary School	1611	34,419
1	SOUCY	MAUREEN	Paraprofessional (CSA)	Shaughnessy Elementary School	1611	32,179
1	MEDINA	MARIA	Paraprofessional (Lifeskills)	Daley Middle School	1611	28,623

Lowell Public Schools
FY 2017 Staff Salary Book

Grant/Revolving Account
Funded Positions
Listed by Funding Source

FTE	Last Name	First Name	Position	School	Acct. No.*	Salary
1	REYES	NATHANAEL	Paraprofessional (Lifeskills)	Daley Middle School	1611	22,561
1	ROGERS	MAUREEN	Paraprofessional (Lifeskills)	Daley Middle School	1611	32,179
1	BURNS	CYNTHIA	Paraprofessional (Lifeskills)	Greenhalge Elementary School	1611	29,954
1	DEANGELIS	JOHN	Paraprofessional (Lifeskills)	Greenhalge Elementary School	1611	25,295
1	DIAMANTOPOULOS	NICHOLAS	Paraprofessional (Lifeskills)	Lowell High School	1611	33,289
1	CALLAHAN	BRYAN	Paraprofessional 1:1	Butler Middle School	1611	21,184
1	DEMERS	CAROLYN	Paraprofessional-Health	Lowell High School	1611	33,843
1	OUELLETTE	JAMES	Paraprofessional-Health	Lowell High School	1611	24,634
1	KILLILEA	LYNDSEY	Social Worker	Leblanc Therapeutic Day School	1611	84,187
1	DEVENY-MCNAMAR	JESSALYN	Social Worker	Laura Lee Therapeutic Day School	1611	84,187
1	BATEMAN	LAURA	Social Worker: Special Education	Districtwide	1611	84,187
1	KEEFE	MIKAELA	Social Worker: Special Education	Districtwide	1611	84,187
1	COSTELLO	DEBORAH	Social Worker: Special Education	Districtwide	1611	84,187
1	HONDROS-MCCARTHY	ANGELA	Social Worker: Special Education	Districtwide	1611	89,754
1	VICENTE	MICHELLE	Special Education Nurse	Daley Middle School	1611	42,852
1	ABCUNAS	MARYANN	Special Education Nurse	Lowell High School	1611	42,852
1	DELROSSI	EILEEN	Special Education Teacher	Leblanc Therapeutic Day School	1611	75,783
1	LEE	MATTHEW	Special Education Teacher	Leblanc Therapeutic Day School	1611	57,551
1	MICHAUD	JESSICA	Special Education Teacher	Leblanc Therapeutic Day School	1611	60,500
1	BISANTZ	SHARON	Special Education Teacher	Leblanc Therapeutic Day School	1611	72,525
1	SANTIAGO	SARAH	Special Education Teacher	Leblanc Therapeutic Day School	1611	76,730
1	BAZDANES	PAUL	Special Education Teacher	Leblanc Therapeutic Day School	1611	76,730
1	DURKIN	JOHN	Special Education Teacher	Leblanc Therapeutic Day School	1611	77,482
1	DIEP	AIMEE	Special Education Teacher (CSA)	Pawtucketville Memorial Elementary School	1611	54,351
1	O'BRIEN	LYNNE	Special Education Teacher (CSA)	Pawtucketville Memorial Elementary School	1611	76,730
1	MOSHER-CANTY	JANE	Staff Counsel for Student Support Services	Central Administration	1611	52,319
1	ORTIZ	MICHAEL	Staff Counsel for Student Support Services	Central Administration	1611	52,319
1	LAFFERTY	DENISE	Parent Liaison	Districtwide	1618	34,384
1	HARRISON	TERESA	Other Support Services-School Administration	Central Administration	1670	85,114
1	MANGION	MELANIE	Social Worker	Central Administration	1672	84,187
1	SILVA	SARA	Social Worker	Central Administration	1672	87,536
1	COMBS	LAUREN	Community Schools Program Manager	LHS Career Academy	1674	83,038
1	POWERS	CARRIE	District Support Specialist: English Language Learners	Central Administration	1678	97,342
1	HODGSON	BARBARA	English Language Learners Teacher	Lowell High School	1678	86,823

Lowell Public Schools
FY 2017 Staff Salary Book

Grant/Revolving Account
Funded Positions
Listed by Funding Source

FTE	Last Name	First Name	Position	School	Acct. No.*	Salary
1	LAGANAS	KAREN	Central Administration Clerk: Accountability	Central Administration	1679	44,611
1	KIRKPATRICK	CHERYL	Coordinator of Staff Development	Central Administration	1679	107,510
1	BRISSON	SHEILA	Literacy Specialist	Lincoln Elementary School	1679	86,978
1	BUCHANAN	JULIE	Literacy Specialist	Bailey Elementary School	1679	91,438
1	COONEY	SHARON	Literacy Specialist	Reilly Elementary School	1679	93,652
1	GOLNER	LISA	Literacy Specialist	Moody Elementary School	1679	84,908
1	HUGO	CATHERINE	Literacy Specialist	Washington Elementary School	1679	84,177
1	LESNIAK	LAURA	Literacy Specialist	Murkland Elementary School	1679	92,545
1	MONEY	ELLEN	Literacy Specialist	Morey Elementary School	1679	91,438
1	RABIAS	SUSAN	Literacy Specialist	Shaughnessy Elementary School	1679	88,233
1	SERRANO	WENDY	Literacy Specialist	Pawtucketville Memorial Elementary School	1679	84,050
1	STEELE	LYNNE	Literacy Specialist	McAuliffe Elementary School	1679	84,050
1	ROCHELEAU	CAROLYN	Coordinator of Special Programs	Central Administration	1684	103,996
1	KELLEHER-ROY	JACLYN	Interim - Grants Manager	Central Administration	Ind Cost	60,000
1	VACANT	VACANT	Internal Auditor	Central Administration	Ind Cost	59,936
0.5	ROBERTS	VERONIQUE	Data Analyst	Central Administration	Ind Cost	40,415
156.69				Total		9,894,816
		*				
		1108	Use of School Facilities			
		1144	Comcast Grant			
		1201	Food Service Revolving Fund			
		1540	Adult Basic Education Grant			
		1562	Inclusive Pre-School Learning			
		1570	Coordinated Family & Community Engagement			
		1571	Quality Full Day Kindergarten Grant			
		1604	Title I Grant			
		1611	Special Education IDEA Grant			
		1618	Early Childhood Special Education Allocation Grant			
		1670	Preschool Enrichment Grant			
		1672	Elementary Counseling Grant			
		1674	Full Service Community Schools Grant			
		1678	Title III Limited English Proficiency			
		1679	Title IIA Teacher Quality Grant			
		1684	21st Century Community Learning Centers Grant			
		Ind Cost	Indirect Cost Allocation			