LOWELL PUBLIC SCHOOLS
FY 2021 BUDGET



DRAFT BUDGET

2020
Lowell Superintendents Office
2021
Front Row: Billie Jo Turner, Dr. Joel D. Boyd, Robin Desmond
Back Row: Linus Guillory, Latifah Phillips, James Hall

2020
Lowell School Committee
2021
Front Row: Jacqueline Doherty, Mayor John J. Leahy, Andre P. Descoteaux
Back Row: Robert J. Hoey Jr., Connie A. Martin, Michael Dillon Jr., Hilary Clark

Table of Contents

I-	Draft Budget Narrative	Page 1
II-	Districtwide Budget Document	Page 7
III-	Staff Salary Book	Page 25
IV-	Grants	Page 92
V-	School Profiles	Page 99
VI-	Fair Student Funding	Page124

Budget Narrative

General Budget Overview

Despite fiscal challenges, the district will successfully meet its obligations through collaborative problem solving. The district is committed to its mission of continuous improvement in student achievement and success by maximizing and realigning its limited resources. The Lowell Public School's general fund budget (local budget) provides baseline funding for Pre-K through grade 12 educational programming. The process is focused on identifying ways to deliver high quality teaching and learning for our students and staff to ensure outstanding results within the constraints of the available budget that is expected. More specifically, this process reviews the current spending plans and data to make the changes necessary to realign resources to identified academic and support areas to ultimately increase student achievement. The budgeting process includes a thorough analysis and understanding of the current plan and priorities and articulates specifically where the district needs to go. Thus, this information provides a roadmap for the district to get there both programmatically and fiscally.

Budgeting Process

The Lowell Public School's fiscal year begins on July 1st of each year and ends on June 30. The budgeting process begins in October when student data is submitted to the state for the purpose of calculating the foundation budget (minimum spending) which differentiates between districts based on student grade levels, programs and socio-economic status. This "fair and adequate" foundation amount is determined using this October 1st student count data multiplied by an assigned rate for each student based on defined criteria/components. (See column headings below.) The Foundation Budget download is attached at the end of the Narrative.

Massachusetts Department of Elementary and Secondary Education
Office of School Finance

FY21 Chapter 70 Foundation Budget

160 Lowell

	Base Foundation Components							Incremental Costs Above the Base						
	1	2	3	4	5	6	7	8	9	10	11	12	13	14
		------ Kindergarten -----			Junior/	High		Special Ed	Special Ed	nglish learner	nglish learner	nglish learners		
	Pre-school	Half-Day	Full-Day	Elementary	Middle	School	Vocational	In-District	Tuitioned-Out	PK-5	6-8	igh School/Vo	Low income	TAL ENROLLMENT
Foundation Enrollment	**650**	**0**	**1,270**	**6,926**	**4,289**	**3,314**	**228**	**615**	**158**	**2,620**	**929**	**539**	**11,420**	**16,352**
1 Administration	129,916	0	507,657	2,768,530	1,714,442	1,324,705	91,138	1,696,668	466,582	244,813	91,163	44,834	746,754	9,827,202
2 Instructional Leadership	234,631	0	916,877	5,000,226	3,096,444	2,392,542	164,605	0	0	428,422	159,519	78,462	3,537,916	16,009,642
3 Classroom & Specialist Teachers	1,075,867	0	4,204,145	22,927,207	12,494,243	14,196,944	1,660,460	5,598,573	0	2,998,800	1,116,630	549,192	34,536,707	101,358,767
4 Other Teaching Services	275,925	0	1,078,281	5,880,451	2,621,351	1,686,196	116,009	5,227,309	7,127	428,422	159,519	78,462	0	17,559,053
5 Professional Development	42,549	0	166,345	907,306	609,081	456,338	51,904	270,071	0	122,380	45,577	22,412	1,675,542	4,369,505
6 Instructional Materials, Equipment & Tech	155,714	0	608,495	3,318,454	2,054,989	2,540,546	305,873	235,730	0	305,990	113,942	56,034	256,836	9,952,602
7 Guidance & Psychological Services	84,994	0	332,156	1,811,426	1,414,941	1,331,996	91,640	0	0	183,610	68,365	33,623	1,398,493	6,751,244
8 Pupil Services	31,129	0	121,717	995,474	1,007,014	1,794,233	123,441	0	0	61,203	22,788	11,211	7,267,003	11,435,213
9 Operations & Maintenance	298,760	0	1,167,435	6,366,656	4,274,289	3,202,252	412,324	1,895,258	0	734,386	273,460	134,497	0	18,759,316
10 Employee Benefits/Fixed Charges	366,990	0	1,434,071	7,820,978	5,034,857	3,502,567	392,265	1,981,555	0	673,209	250,672	123,285	5,586,550	27,166,999
11 Special Education Tuition	0	0	0	0	0	0	0	0	4,429,946	0	0	0	0	4,429,946
12 Total	**2,696,473**	**0**	**10,537,177**	**57,796,708**	**34,321,650**	**32,428,319**	**3,409,660**	**16,905,163**	**4,903,655**	**6,181,235**	**2,301,635**	**1,132,013**	**55,005,800**	**227,619,489**

13 Wage Adjustment Factor 100.0%
*The wage adjustment factor is applied to underlying rates in all functions except instructional equipment, benefits and special education tuition.
14 Low income percentage 70.89%
15 Low income group range 70.00 - 79.99%
16 Low income group number 11

Total foundation enrollment (column 14) does not include incremental costs above the base. The pupils are already counted in columns 1 to 7.
Total foundation enrollment assigns pupils in pre-kindergarten and half-time kindergarten an enrollment count of .5.
Special education in-district enrollment is an assumed percentage, representing 3.82 percent of K-12 non-vocational enrollment and 4.82 percent of vocational enrollment.

Foundation Budget per Pupil	**13,920**

English learner foundation budget as % total foundation budget	4.2%
Low-income foundation budget as % total foundation budget	24.2%

Low income enrollment determination	
Estimated low income enrollment based on FY16 Ch.70	11,420
FY21 low income enrollment from direct certification	10,257
greater number used for FY21 Chapter 70	***11,420***

Once the total "foundation budget" is calculated, the state determines the amount that the local City can afford using property taxes and income to calculate its "ability to pay." The Chapter 70 state aid is then identified by taking the Foundation Budget total less the required city contribution.

FOUNDATION BUDGET - CITY CONTRIBUTION = CHAPTER 70 ASSISTANCE

Per the Foundation Budget shown above (final column), the state calculated minimum spending for Lowell Public Schools is $227,619,489 for the FY20/21 school year. This equates to approximately $13,920 per student for the 16,352 reported on October 1st. Please note that the 16,352 count includes the charter school students.

The historical budget process is summarized below:

- Use the October 1st enrollment count to project total revenue
- Prepare projected expenses based on known contractual increases for salaries and other contracts
- Using these projections, prepare a preliminary draft budget
- Present this preliminary data to the School Committee in January
- In late January, download the released budget recommendations from the Governor
- Update the preliminary budget with these figures and begin the process of prioritizing and redesigning based on whether cuts or additions need to be made
- Meet with principals and other groups to learn about their priorities
- In April, update the budget with the released Massachusetts House of Representatives budget recommendations
- City Manager determines the general fund allocation for the Lowell Public Schools that will be recommended to the City Council
- Finalize the Lowell Public School's budget using these figures
- Hold public hearings
- City Manager submits this to the City Council for approval in May
- Senate releases state budget recommendation in May
- House and Senate reconcile differences and forwards final state budget to Governor for approval
- School Committee adopts the budget – May
- City Council votes on the overall City budget in June
- Any necessary changes will be made over the summer after the final state budget is released

All in all, the budgeting process for underfunded urban districts included determining how to live within our means while still giving each student the education they need to succeed in this global society.

Fair Student Funding was introduced for the FY20-21 budgeting process. This process included identifying student weights to ensure dollars followed the students. The weights for Year 1 of FSF that were chosen include the following weights:

Base Weight	$ 4,500
Economically Disadvantaged	$ 1,575
Low Performance	$ 900
Grades PreK-3	$ 1,575
Grade 9 Transition	$ 3,750
ELL Below 3	$ 2,750
ELL Level 3 or Above	$ 1,400
SWD Sub Separate	$22,500
SWD Inclusion	$ 6,250

Enrollment in each of these weighted areas was specified and multiplied by the weight for each to determine how much funding each school received for each student group. This was summarized on a Funding Source Page for each school and is included in this budget document to ensure transparency of how each school's allocation was determined. The sum of the weighted funding was compared against the cost of the school's current year (FY19/20) allocation to ensure that the school would receive at least the amount it needed to maintain current operations. After all, the Fair Student Funding method is committed to both equity using weights AND stability for all schools. For those schools who did not receive as much from weights as they currently have, a "transition" policy was implemented to hold the school harmless. The difference between the weighted sum and the current year allocation was added to the school as a transition policy/hold harmless amount. In addition to this transition policy, a baseline policy was also added which ensures that a school gets enough funding to function despite low enrollment. This baseline policy is an insurance that schools will get enough to fund all of the "must haves" necessary to run a school. Some examples of baseline rules include 1) a school must have a Principal, 2) a school must have 1 teacher for every 25 elementary students and 3) a school must have a teacher for every 30 middle school students.

The Fair Student Funding process includes the formula driven process above that determines how much each school will receive through the transparent weighted formula approach. After each of the schools' allocations were developed, the schools met with their School Site Councils to determine their priorities and build their budgets. Each of the schools had the autonomy to develop their own budget using their own creative approaches. As an internal control, the schools were given guardrails (see below) to use during this process to ensure that they had the "must haves" included in their budgets. These budgets were presented by the Principals to a Central Office team that included the Chief Financial Officer, Chief of Schools, Chief Academic Officer and the Special Education Director. Presentation to such a group was another internal control to make sure that all things were considered with any changes to the FY19/20 model.

Example of Guardrails given to schools:

- Every school must have a Principal
- Every school must have a school clerk
- Physical Educator in every building as required by DESE
- Must have a mainstream teacher for every 25 students in elementary
- Must have a mainstream teacher for every 30 students in secondary school
- EL servicing requirements are met
- Must follow IDEA requirements (special education)
- Special education sub-separate programming staffing requirements for teachers and paraprofessionals are met
- Collective Bargaining Contractual & School Committee Policy requirements
- Legal requirements, certifications, etc.
- Title I Grant/Grants commitments are met

Revenue Overview

Of the $227,619,489 foundation budget (required minimum), $175,807,304 will be provided through Chapter 70 state aid. This is $12,783,357 higher than the aid received in FY19/20. The "required district contribution" for the City of Lowell also increased by $2,087,868 to $51,812185. Of this $2,087,868, the City will give us $647,824 in increased direct aid (cash) from the City (cash). Thus, the direct aid (cash) from the City will increase from the $16,359,201 in FY19/20 to $17,007,025. The remaining City contribution of $34,805,160 will be through charge offs to City expenses per the Maintenance of Effort agreement. Some of the expenses historically charged to the schools as part of the City's required minimum contribution include the following:

- Approximately 44% of the City Treasurer's Office
- Approximately 44% of the City Auditor's Office
- Approximately 44% of the Purchasing Department
- Approximately 57% of the Administration of Insurance expense
- Medicare Tax
- Pensions, Insurance premiums for retired employees, workers compensation, unemployment, etc.
- Health Personnel (nurses) – Medicaid Reimbursement reimburses some of these costs
- School Resource Officers
- Building Maintenance
- Snow/Ice removal
- Trash removal
- Utilities
- Non-Employee insurance
- Interest paid for City bonds
- Public Safety inspections
- Parking fees
- Principal on LT Debt
- Interest on projects
- MSBA payments
- School choice
- Charter Schools ($21.9 million)
- Greater Lowell Technical High School ($8.5 million)
- Essex Agricultural High School ($40,962)

If these services were not provided through the City, we would have to obtain such services privately. These DESE driven figures are depicted in the following data chart retrieved from the DESE website at http://www.doe.mass.edu/finance/chapter70/fy2020/prelim.html. They are also summarized on the FY20/21 Budget Summary following this chart along with the FY19/20 data to show the change between fiscal years.

FY21 Chapter 70 Summary

160 Lowell

Aid Calculation FY21

Prior Year Aid	
1 Chapter 70 FY20	**163,023,947**
Foundation Aid	
2 Foundation budget FY21	227,619,489
3 Required district contribution FY21	51,812,185
4 Foundation aid (2 -3)	175,807,304
5 Increase over FY20 (4 - 1)	**12,783,357**
Minimum Aid	
6 Minimum $30 per pupil increase	490,560
7 Minimum aid amount (if line 6 - line 5 > 0, then line 6 - line 5, otherwise 0)	**0**
Subtotal	
8 Sum of 1,5,7	175,807,304
Minimum Aid Adjustment	
9 Minimum aid adjustment	167,425,930
10 Aid adjustment increment (if line 9 - line 8 > 0, then line 9 - line 8, otherwise 0)	**0**
Non-Operating District Reduction to Foundation	
11 Reduction to foundation	**0**
FY21 Chapter 70 Aid	
Sum of 1,5,7,10 minus 11	**175,807,304**

Comparison to FY20

	FY20	FY21	Change	Pct Chg
Enrollment	16,353	16,352	-1	-0.01%
Foundation budget	212,748,264	227,619,489	14,871,225	6.99%
Required district contribution	49,724,317	51,812,185	2,087,868	4.20%
Chapter 70 aid	**163,023,947**	**175,807,304**	12,783,357	7.84%
Required net school spending (NS	212,748,264	227,619,489	14,871,225	6.99%
Target aid share	73.90%	73.97%		
C70 % of foundation	76.63%	77.24%		
Required NSS % of foundation	100.00%	100.00%		

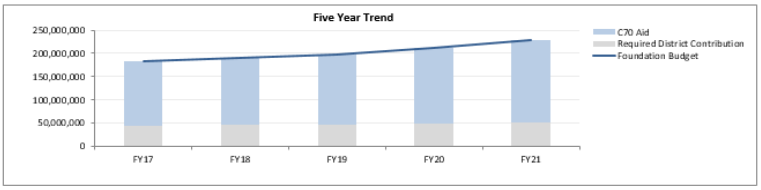

FY20/21 BUDGET SUMMARY

		FY18/19 Modified	FY19/20	FY20/21 Preliminary
Chapter 70 State Aid:		$149,786,272	$163,023,947	$175,807,304
	Chapter 70 Supplemental Aid	$1,149,211	$0	$0
	Hurricane Relief		$0	$0
	Emergency Relief		$0	$0
	Total State Aid	**$150,935,483**	**$163,023,947**	**$175,807,304**
Total City Cash Contribution				$647,824
	Total Local Aid	**$15,736,053**	**$16,359,201**	**$17,007,025**
Revenue - FY2019 State & Local Ai		**$166,671,536**	**$179,383,148**	**$192,814,329**
Grants/Allowed Offsets		**$15,753,451**	**$13,145,000**	**$13,145,000**
	Total Revenue/Funding Sources	**$182,424,987**	**$192,528,148**	**$205,959,329**
Expense - FY2019 Local Budget:		**$166,671,537**	**$179,383,148**	**$192,814,329**
Expense - Grant & Revolving Fund		**$15,753,451**	**$13,145,000**	**$13,145,000**
Grants	*$ 9,975,432.00*			
Allowed Offsets	*$ 5,778,018.00* *$15,753,450*			
Expense - FY 2019 Local, Grants and Revolving Fund		**$182,424,988**	**$192,528,148**	**$205,959,329**

Other revenue sources that assist our district with providing each child with an adequate education despite their circumstances include grants. The majority of the Lowell Public Schools' grants include entitlement contracts such as the Title grants (I, IIa, III and IV) and Special Education 240 grants. One major rule with such grants is that we cannot "supplant" or cover costs that we would have had to provide anyway. For instance, we cannot cover a Principal or positions such as a classroom teacher. However, we can implement programs and cover teachers that are providing additional supports like interventions or enrichment. Our Title grants have been covering coaching/curriculum support for each school through Instructional Specialists, Literacy Specialists and Tutors these past few years. In FY19/20, we rewrote the grants to cover non-MTRS staff or programs to avoid paying the 9% fee that is charged to grants when paying for MTRS eligible staff. The MTRS portion of the grants was costing us over $600,000. Even with conservative savings, we increased access to $300,000 or more on direct student spending through grants by strategically writing the applications avoiding such fees. Other costs that the grants can

and do cover include our assessment tools such as Iready, social emotional programs and supplies. The difficulty with budgeting using grant revenue is that the allocations are not released until after the budget is approved.

Expense Overview

The largest part of our budget is salaries. Eighty-five percent of our total general fund budget is for salaries and fringe costs such as health, dental and retirement/sick leave buy out. The remaining fifteen percent covers transportation, supplies, professional development and consulting services.

GF = General Fund	FY20 FTE	General Fund	FY20 FTE	Grants/Offsets	FY21 FTE	General Fund	FY21 FTE	Grants/Offsets	General Fund Change

ADMINISTRATION (1XXX Series)

1110: School Committee Personnel									
School Committee Member Stipends		$ 72,000		$ -		$ 72,000		$ -	$ -
School Committee Secretary		$ 20,000		$ -		$ 20,000		$ -	$ -
Total Personnel:		**$ 92,000**		**$ -**		**$ 92,000**		**$ -**	**$ -**
Expenses		$ 5,340		$ -		$ 5,340		$ -	$ -
Memberships		$ 2,450		$ -		$ 2,450		$ -	$ -
Subscriptions		$ 3,500		$ -		$ 3,500		$ -	$ -
Supplies		$ -		$ -				$ -	$ -
Total Non-Personnel:		**$ 11,290**		**$ -**		**$ 11,290**		**$ -**	**$ -**
TOTAL:		**$ 103,290**		**$ -**		**$ 103,290**		**$ -**	**$ -**

Notes:

GF = General Fund	FY20 FTE	General Fund	FY20 FTE	Grants/Offsets	FY21 FTE	General Fund	FY21 FTE	Grants/Offsets	General Fund Change
1200: Superintendent									$ -
Personnel									$ -
									$ -
Superintendent of Schools	1.0	$ 225,000		$ -	1.0	$ 225,000		$ -	$ -
Chief Financial Officer	1.0	$ 165,000		$ -	1.0	$ 165,000		$ -	$ -
Chief Operating Officer	1.0	$ 150,000		$ -	1.0	$ 150,000		$ -	$ -
Chief Academic Officer	1.0	$ 159,135		$ -	1.0	$ 159,135		$ -	$ -
Chief of Schools	1.0	$ 150,000		$ -	1.0	$ 150,000		$ -	$ -
Chief of Equity	1.0	$ 150,000		$ -	1.0	$ 150,000		$ -	$ -
Total Personnel:	**6.0**	**$ 999,135**	**0.0**	**$ -**	**6.0**	**$ 999,135**	**0.0**	**$ -**	**$ -**
Non-Personnel									$ -
									$ -
									$ -
Advertising		$ 15,000		$ -		$ 15,000		$ -	$ -
Contracted Services - Strategic Planning		$ 50,000		$ -		$ -		$ -	$ (50,000)
Contracted Services (District-Wide)		$ 23,000		$ -		$ 23,000		$ -	$ -
Expenses		$ 9,500		$ -		$ 9,500		$ -	$ -
Memberships		$ 10,500		$ -		$ 10,500		$ -	$ -
In-State Travel (District-Wide)		$ 31,000		$ -		$ 31,000		$ -	$ -
Supplies		$ 3,500		$ -		$ 3,500		$ -	$ -
Total Non-Personnel:		**$ 142,500**		**$ -**		**$ 92,500**		**$ -**	**$ (50,000)**
TOTAL:	**6.0**	**$ 1,141,635**	**0.0**	**$ -**	**6.0**	**$ 1,091,635**	**0.0**	**$ -**	**$ (50,000)**

Notes:

*Strategic planning was a one time cost that was reduced for FY20/21

GF = General Fund	FY20 FTE	General Fund	FY20 FTE	Grants/Offsets	FY21 FTE	General Fund	FY21 FTE	Grants/Offsets	General Fund Change
1400: Finance and Administrative Services									
Personnel									
Finance & Operations (1410):									
Deputy CFO	1.0	$ 130,000		$ -	1.0	$ 94,000		$ -	$ (36,000)
Internal Auditor	0.5	$ 31,809	0.5	$ 31,809	0.5	$ 31,809	0.5	$ 31,809	$ -
Grants Manager	0.0	$ -	1.0	$ 73,563	0.0	$ -	1.0	$ 73,563	$ -
Mail Courier	1.0	$ 37,484		$ -	1.0	$ 37,484		$ -	$ -
Clerical Staff - Central Administration	25.0	$ 1,319,388	4.0	$ 185,587	15.0	$ 780,000	3.0	$ 156,000	$ (539,388)
Clerical Staff - Special Education					7.0	$ 360,975	2.0	$ 104,000	$ 360,975
Clerical Substitutes & Overtime	0.0	$ 30,000		$ -	0.0	$ 30,000		$ -	$ -
Substitute Teacher Calling	0.0	$ 15,000		$ -	0.0	$ 15,000		$ -	$ -
Human Resources (1420):									$ -
Human Relations Generalist	1.0	$ 75,000	0.0	$ -	1.0	$ 75,000	0.0	$ -	$ -
Assistant HR Director	1.0	$ 90,000	0.0	$ -	1.0	$ 80,000	0.0	$ -	$ (10,000)
Legal Counsel (1430):									$ -
Counsel for Collective Bargaining	0.0	$ 90,000		$ -	0.0	$ 45,000		$ -	$ (45,000)
Staff Counsel for Student Services	1.0	$ 114,363	1.0	$ 109,964	1.0	$ 114,363	1.0	$ 112,713	$ (0)
Technology - Districtwide (1450):									$ -
Manager of ICTS	1.0	$ 96,473	0.0	$ -	1.0	$ 96,473	0.0	$ -	$ -
Network Manager	1.0	$ 81,811	0.0	$ -	1.0	$ 81,811	0.0	$ -	$ -
Assistant Network Manager	1.0	$ 70,202	0.0	$ -	1.0	$ 70,202	0.0	$ -	$ -
Helpdesk Manager	1.0	$ 57,800	0.0	$ -	1.0	$ 57,800	0.0	$ -	$ -
District Webmaster	1.0	$ 70,903	0.0	$ -	1.0	$ 70,903	0.0	$ -	$ -
Media Technology Support Liaisons	3.0	$ 197,652	0.0	$ -	3.0	$ 197,652	0.0	$ -	$ -
Computer Repair Technician - LHS	1.0	$ 66,649	0.0	$ -	1.0	$ 66,649	0.0	$ -	$ -
School Website Content Manager Stipends LHS	0.0	$ 2,550	0.0	$ -	0.0	$ 2,550	0.0	$ -	$ -
Database and Systems Administrator	1.0	$ 85,000	0.0	$ -	1.0	$ 85,000	0.0	$ -	$ -
Data Analysts	0.0	$ -	1.0	$ 47,763	0.0	$ -	1.0	$ 47,763	$ -
Scheduler - LHS	1.0	$ 83,455	0.0	$ -	1.0	$ 83,455	0.0	$ -	$ -
Total Personnel:	**41.5**	**$ 2,745,539**	**7.5**	**$ 448,686**	**38.5**	**$ 2,476,126**	**8.5**	**$ 525,848**	**$ (269,413)**

Notes:

*Separated SPED clerical from clerical line for more clarity on departmental spending

*Reduced Clerical Staff - Central Administation by 2 positions (Engagement Clerk and Curriculum Clerk)

*The 240 grant covers .5 of two staff counsel positions

*Eliminate half of the Counsel for Collective Bargaining funding

TOTAL:	**41.5**	**$ 2,745,539**	**7.5**	**$ 448,686**	**38.5**	**$ 2,476,126**	**8.5**	**$ 525,848**	**$ (269,413)**

GF = General Fund	FY20 FTE	General Fund	FY20 FTE	Grants/Offsets	FY21 FTE	General Fund	FY21 FTE	Grants/Offsets	General Fund Change
Non-Personnel									
Finance & Operations (1410):									
Postage		$ 50,000		$ -		$ 50,000		$ -	$ -
Data Processing Forms/Supplies		$ 15,000		$ -		$ 15,000		$ -	$ -
Printing & Binding		$ 15,000		$ -		$ 15,000		$ -	$ -
Contracted Services- Fair Student Funding		$ 50,000		$ -		$ 10,000		$ -	$ (40,000)
Contracted Services - Financial Audit		$ 35,000		$ -		$ 35,000		$ -	$ -
Contracted Services - HR/Forensic Audit		$ -		$ -		$ -		$ -	$ -
Human Resources (1420):									$ -
Recruitment Expenses/Advertising		$ -		$ -		$ -		$ -	$ -
Legal Service for School Committee (1430):									$ -
Contracted Services - Legal		$ 15,000		$ -		$ 15,000		$ -	$ -
Administrative Technology- Districtwide (1450):									$ -
Computer Contracted Services - Admin.		$ 91,500		$ -		$ 91,500		$ -	$ -
Computer Hardware - Admin.		$ 70,000		$ -		$ 70,000		$ -	$ -
Computer Software - Admin.		$ 270,612		$ -		$ 270,612		$ -	$ -
Internet Service Provider		$ 40,000		$ -		$ 40,000		$ -	$ -
Program & Analytical Services		$ 30,000		$ -		$ 30,000		$ -	$ -
Photocopier Maintenance/Service		$ 75,000		$ -		$ 205,116		$ -	$ 130,116
Photocopier Purchase		$ 52,000		$ -		$ -		$ -	$ (52,000)
									$ -
Total Non-Personnel:		**$ 809,112**		**$ -**		**$ 847,228**		**$ -**	**$ 38,116**

Notes:

*During recent years, the photocopier cycle of mixing new purchases with maintenance agreement options on old machines was reduced significantly due to funding issues. This was cut even further to close the funding gap identified during FY18/19. This has been conservatively reinstated since copy services are necessary for daily operations.

*Fair Student Funding was implemented during the FY20/21 budget cycle. We left $10k for follow up assistance and to initiate FY21/22 budget.

TOTAL:	**0.0**	**$ 809,112**	**0.0**	**$ -**	**0.0**	**$ 847,228**	**0.0**	**$ -**	**$ 38,116**

INSTRUCTION (21/22XX Series)

GF = General Fund	FY20 FTE	General Fund	FY20 FTE	Grants/Offsets	FY21 FTE	General Fund	FY21 FTE	Grants/Offsets	General Fund Change
Instructional Leadership									
Personnel									
Curriculum Directors (2110):									
Director of Curriculum & Instruction - LHS	0.0	$ -	0.0	$ -	0.0	$ -	0.0	$ -	$ -
Director of Secondary Education	1.0	$ 120,000	0.0		0.0	$ -	0.0		$ (120,000)
Coordinator of Student Support Services - LHS	1.0	$ 125,682	0.0	$ -	1.0	$ 125,682	0.0	$ -	$ -
Discipline & Operations Specialist - LHS	1.0	$ 108,424	0.0	$ -	1.0	$ 108,424	0.0	$ -	$ -
Community Schools Program Manager	0.0	$ -	1.0	$ 84,913	0.0	$ -	1.0	$ 84,913	$ -
Early Childhood Coordinator	1.0	$ 109,984	0.0	$ -	1.0	$ 109,984	0.0	$ -	$ -
PT Early Learning Coordinator	0.5	$ 55,000	0.0		0.5	$ 55,000	0.0		$ -
Coordinator of Mathematics	1.0	$ 112,842	0.0	$ -	0.0	$ -	1.0	$ 112,842	$ (112,842)
Coordinator of ELL Programs	1.0	$ 122,913	0.0	$ -	1.0	$ 122,913	0.0	$ -	$ -
Coordinator of English Language Arts	1.0	$ 106,344	0.0	$ -	0.0	$ -	1.0	$ 106,344	$ (106,344)
Coordinator of Science	1.0	$ 114,288	0.0	$ -	1.0	$ 114,288	0.0	$ -	$ -
Coordinator of Special Programs	0.0	$ -	1.0	$ 117,411	0.0	$ -	1.0	$ 117,411	$ -
Coordinator of Educational Television	0.0	$ -	0.0	$ -	0.0	$ -	0.0	$ -	$ -
Coordinator Research, Testing & Assessment	1.0	$ 115,965	0.0	$ -	0.0	$ -	0.0	$ -	$ (115,965)
Director of Research & Accountability	1.0	$ 120,000	0.0	$ -	1.0	$ 120,000	0.0	$ -	$ -
Department Heads (2120):									$ -
Academic Chair - English - LHS	1.0	$ 118,126	0.0	$ -	1.0	$ 118,126	0.0	$ -	$ -
Academic Chair - Fine Arts - LHS	1.0	$ 123,438	0.0	$ -	1.0	$ 123,438	0.0	$ -	$ -
Academic Chair - Mathematics - LHS	1.0	$ 110,158	0.0	$ -	1.0	$ 110,158	0.0	$ -	$ -
Academic Chair - Physical Education - LHS	0.5	$ 60,018	0.0	$ -	0.5	$ 60,018	0.0	$ -	$ -
Academic Chair - Science - LHS	1.0	$ 117,411	0.0	$ -	1.0	$ 117,411	0.0	$ -	$ -
Academic Chair - Social Studies - LHS	1.0	$ 114,272	0.0	$ -	1.0	$ 114,272	0.0	$ -	$ -
Academic Chair - Special Education - LHS	1.0	$ 107,759	0.0	$ -	1.0	$ 107,759	0.0	$ -	$ -
Academic Chair -World Language - LHS	1.0	$ 115,718	0.0	$ -	1.0	$ 115,718	0.0	$ -	$ -
District Leaders:									$ -
Director of Special Education	1.0	$ 136,994	0.0	$ -	1.0	$ 136,994	0.0	$ -	$ -
Assistant Director of Special Education	1.0	$ 102,500	1.0	$ 113,964	0.0	$ -	1.0	$ 113,964	$ (102,500)
Total Personnel:	**20.0**	**$ 2,317,834**	**3.0**	**$ 316,288**	**15.0**	**$ 1,760,183**	**5.0**	**$ 535,474**	**$ (557,651)**

Notes:

*Coordinator of Mathematics and Coordinator of ELA will be funded by Title I budget

*Coordinator of Research & Accountability will be eliminated

*Assistant Director of Special Education - 1 of the two will be reduced

*Eliminate the Director of Secondary Education position

TOTAL:	20.0	**$ 2,317,834**	3.00	**$ 316,288**	15.0	**$ 1,760,183**	5.00	**$ 535,474**	**$ (557,651)**

GF = General Fund	FY20 FTE	General Fund	FY20 FTE	Grants/Offsets	FY21 FTE	General Fund	FY21 FTE	Grants/Offsets	General Fund Change
2200: Principals/School Leadership									
Personnel									
Elementary and Middle Schools:									
Principals	22.0	$ 2,639,904	0.0	$ -	22.0	$ 2,639,904	0.0	$ -	$ -
Assistant Principals	21.0	$ 2,306,650	0.0	$ -	22.0	$ 2,416,650	0.0	$ -	$ 110,000
Title 1 Director	0.0	$ -	0.2	$ 30,314	0.0	$ -	0.2	$ 30,314	$ -
School Clerks	37.0	$ 1,771,085	1.0	$ 48,180	37.0	$ 1,771,085	1.0	$ 48,180	$ -
Principal Merit Increases	0.0	$ 17,057	0.0	$ -	0.0	$ 17,057	0.0	$ -	$ (0)
Lowell High School:									
Head of School	1.0	$ 148,584	0.0	$ -	1.0	$ 148,584	0.0	$ -	$ -
House Deans - LHS	4.0	$ 484,546	0.0	$ -	4.0	$ 484,546	0.0	$ -	$ -
Director of the Freshman Academy - LHS	1.0	$ 117,337	0.0	$ -	1.0	$ 117,337	0.0	$ -	$ -
Student Services Specialist -Freshman Academy	1.0	$ 100,775	0.0	$ -	2.0	$ 218,771	0.0	$ -	$ 117,996
Bursar/Financial Specialist - LHS	1.0	$ 49,681	0.0	$ -	1.0	$ 49,681	0.0	$ -	$ -
Alternative Schools/Programs:									
Alternative School Principal - BRIDGE	1.0	$ 119,549	0.0	$ -	1.0	$ 119,549	0.0	$ -	$ -
Alternative School Principal- Cardinal	0.0	$ -	0.0	$ -	0.0	$ -	0.0	$ -	$ -
Alternative School Principal - Career Academy	1.0	$ 116,276	0.0	$ -	1.0	$ 116,276	0.0	$ -	$ -
Alternative School Coordinator - Laura Lee	1.0	$ 103,613	0.0	$ -	1.0	$ 103,613	0.0	$ -	$ -
Alternative School Coordinator - CSA Day School	1.0	$ 114,529	0.0	$ -	1.0	$ 114,529	0.0	$ -	$ -
Alternative School Coordinator - Leblanc	1.0	$ -	0.0	$ 108,392		$ -	1.0	$ 108,392	$ -
Total Personnel:	**93.0**	**$ 8,089,586**	**1.2**	**$ 186,886**	**94.0**	**$ 8,317,582**	**2.2**	**$ 186,886**	**$ 227,996**

Notes:

*Additions were due to Fair Student Funding additions

TOTAL:	**93.0**	**$ 8,089,586**	**1.2**	**$ 186,886**	**94.0**	**$ 8,317,582**	**2.2**	**$ 186,886**	**$ 227,996**

TEACHERS (2305 Series)

GF = General Fund	FY20 FTE	General Fund	FY20 FTE	Grants/Offsets	FY21 FTE	General Fund	FY21 FTE	Grants/Offsets	General Fund Change
Personnel									
Classroom Teachers:									
Pre-K Teachers	22.0	$ 1,847,177	0.0	$ -	24.0	$ 1,920,000	0.0	$ -	$ 72,823
Kindergarten Teachers	51.0	$ 4,075,250	0.0	$ -	52.0	$ 4,160,000	0.0	$ -	$ 84,750
Elementary Classroom Teachers	207.0	$ 17,138,115	0.0	$ -	208.0	$ 16,640,000	0.0	$ -	$ (498,115)
English Language Learner Teachers	69.0	$ 5,718,681	0.0	$ -	77.0	$ 6,160,000	0.0	$ -	$ 441,319
Middle School Teachers	65.0	$ 4,750,617	0.0	$ -	208.0	$ 16,640,000	0.0	$ -	$ 11,889,383
Mathematics Teachers	90.0	$ 7,033,241	0.0	$ -	28.0	$ 2,240,000	0.0	$ -	$ (4,793,241)
Science Teachers	46.0	$ 3,645,337	0.0	$ -	28.0	$ 2,240,000	0.0	$ -	$ (1,405,337)
Social Studies Teachers	33.0	$ 2,731,541	0.0	$ -	26.0	$ 2,080,000	0.0	$ -	$ (651,541)
English Teachers	86.0	$ 6,808,818	0.0	$ -	31.0	$ 2,480,000	0.0	$ -	$ (4,328,818)
Foreign Language Teachers	15.0	$ 1,170,996	0.0	$ -	17.0	$ 1,360,000	0.0	$ -	$ 189,004
Business Education Teachers	4.0	$ 341,001	0.0	$ -	5.0	$ 400,000	0.0	$ -	$ 58,999
In-House Suspension Teachers	1.0	$ 83,238	0.0	$ -	1.0	$ 80,000	0.0	$ -	$ (3,238)
									$ -
Allied Art Teachers:									
Art Teachers	29.5	$ 2,330,195	0.0	$ -	29.0	$ 2,320,000	0.0	$ -	$ (10,195)
Music Teachers	31.0	$ 2,490,991	0.0	$ -	28.0	$ 2,240,000	0.0	$ -	$ (250,991)
District Band Teachers					3.0	$ 240,000	0.0	$ -	$ 240,000
Dance Teachers	3.0	$ 214,222	0.0	$ -	3.0	$ 240,000	0.0	$ -	$ 25,778
Drama Teachers	1.0	$ 88,384	0.0	$ -	1.0	$ 80,000	0.0	$ -	$ (8,384)
Content Literacy					14.0	$ 1,120,000	0.0	$ -	$ 1,120,000
Technology Education Teachers	3.0	$ 258,781	0.0	$ -	5.0	$ 400,000	0.0	$ -	$ 141,219
Instructional Technology Specialists	4.0	$ 359,564	0.0	$ -	6.0	$ 480,000	0.0	$ -	$ 120,436
Physical Education / Health Teachers	50.0	$ 3,919,806	0.0	$ -	50.0	$ 4,000,000	0.0	$ -	$ 80,194
Special Education Teachers:									
Special Education Teachers	218.0	$ 16,854,799	0.0	$ -	218.0	$ 17,440,000	0.0	$ -	$ 585,201
Hearing Impaired Teachers	2.0	$ 190,088	0.0	$ -	2.0	$ 160,000	0.0	$ -	$ (30,088)
Vision Impaired Teachers	1.0	$ 78,317	0.0	$ -	1.0	$ 80,000	0.0	$ -	$ 1,683
Other Instructional Program Teachers:									
Jr. Air Force R.O.T.C. Instructors - LHS	4.0	$ 255,470	0.0	$ -	4.0	$ 320,000	0.0	$ -	$ 64,530
Culinary Arts/Consumer Science Teachers	3.0	$ 202,987	0.0	$ -	3.0	$ 240,000	0.0	$ -	$ 37,013
Video Production Teacher - LHS*	1.0	$ 77,725	0.0	$ -	0.0	$ -	1.0	$ 77,725	$ (77,725)
TV Associate Producer / Scheduler	0.0	$ -	0.0	$ -	0.0	$ -	0.0	$ -	$ -
Digital Media Producer*	1.0	$ 60,172	0.0	$ -	0.0	$ -	1.0	$ 60,172	$ (60,172)
Expand Pre-K									$ -
Funds for Step Increase						$ 5,406,228			$ 5,406,228
Total Personnel:	**1043.5**	**$ 82,954,947**	**0.0**	**$ -**	**1072.0**	**$ 91,257,116**	**2.0**	**$ 137,897**	**$ 8,302,169**
TOTAL:	**1043.5**	**$ 82,954,947**	**0.0**	**$ -**	**1072**	**$ 91,257,116**	**2.0**	**$ 137,897**	**$ 8,302,169**

Notes:

*The number of teachers in each line have changed due to Fair Student Funding elections and coding corrections.

*Reorganized budget book to include Allied Arts teachers with Classroom teachers since reported together on EOY report.

*Removed SPED teachers from grant section and will to save on MTRS when writing the grant. SPED paras will be added to the grant instead.

*Expand Pre-K initiative will be paused due to fiscal constraints

GF = General Fund	FY20 FTE	General Fund	FY20 FTE	Grants/Offsets	FY21 FTE	General Fund	FY21 FTE	Grants/Offsets	General Fund Change
Personnel									
Medical/Therapeutic Services (2320):									
Special Ed Family Advocate			1.0	$ 55,000			1.0	$ 55,000	$ -
Occupational / Physical Therapists	15.0	$ 1,046,715	0.0	$ -	12.0	$ 1,128,000	0.0	$ -	$ 81,285
Certified OT Assistants (COTA)					4.0	$ 180,000			$ 180,000
Speech Pathologists & Therapists	28.0	$ 2,174,424	0.0	$ -	24.0	$ 1,920,000	0.0	$ -	$ (254,424)
Speech Language Pathologist Assistant (SLPA)					5.0	$ 220,000			$ 220,000
Sign Language Interpreters	1.0	$ 41,715	0.0	$ -	1.0	$ 41,715	0.0	$ -	$ -
Behavioral Certified Behavioral Analyst (BCBA)	11.0	$ 1,064,286	2.0	$ 183,434	9.0	$ 864,000	2.0	$ 183,434	$ (200,286)
Evaluation Team Chairpersons	14.0	$ 1,246,122	1.0	$ 116,845	14.0	$ 1,400,000	1.0	$ 116,845	$ 153,878
Substitute Coverage (232X):									
Substitute Teachers - Day-to-Day	0.0	$ 1,200,000	0.0	$ -	0.0	$ 1,200,000	0.0	$ -	$ -
Substitute Teachers - Long-Term	0.0	$ 1,000,000	0.0	$ -	0.0	$ 1,000,000	0.0	$ -	$ -
Paraprofessionals (2330):									
Paraprofessionals - Special Education	223.0	$ 7,055,779	36.0	$ 854,798	195.0	$ 6,240,000	48.0	$ 1,600,000	$ (815,779)
Paraprofessionals - Regular Education	171.0	$ 5,458,032	3.0	$ 94,750	186.0	$ 5,952,000	0.0	$ -	$ 493,968
Paraprofessionals - ABE	3.0	$ 88,988	0.0	$ -	0.0	$ -	0.0	$ -	$ (88,988)
COTA (OT Assistant)	1.0	$ 45,000	0.0	$ -			0.0	$ -	$ (45,000)
SLPA (Speech Assistant)	1.0	$ 45,000	0.0	$ -			0.0	$ -	$ (45,000)
Librarians/Media Center Directors (2340):									
Library Media Specialist - LHS	1.0	$ 92,773	0.0	$ -	1.0	$ 92,773	0.0	$ -	$ -
Library Aides	0.0	$ -	0.0	$ -	0.0	$ -	0.0	$ -	$ -
Intervention/Enrichment:									
Tutors - Intervention / Enrichment	0.0	$ -	44.0	$ 727,000	0.0	$ -	120.0	$ 1,845,472	$ -
Tutors - English Language Learners	0.0	$ -	26.0	$ 450,000	0.0	$ -	28.0	$ 450,000	$ -
Tutors - School Based Allocation Funds	0.0	$ -	0.0	$ -	0.0	$ 400,000	0.0	$ -	$ 400,000
Stipends - Homebound Instruction	0.0	$ 55,000	0.0	$ -	0.0	$ 55,000	0.0	$ -	$ -
Stipends - Homebound Instruction (Special Education)	0.0	$ 30,900	0.0	$ -	0.0	$ 30,900	0.0	$ -	$ -
Stipends - Out-of-School PLC	0.0	$ -	0.0	$ 45,000	0.0	$ -	0.0	$ 45,000	$ -
Stipends - Academy Lead Teachers - LHS	0.0	$ -	0.0	$ -	0.0	$ -	0.0	$ -	$ -
Stipends - ELL Lead Teachers					0.0		0.0	$ 82,000	$ -
Stipends - STEM Leads in K-8 Buildings	0.0	$ -	0.0	$ 75,600	0.0	$ -	0.0	$ 75,600	$ -
									$ -
Total Personnel:	**469.0**	**$ 20,644,734**	**113.0**	**$ 2,602,427**	**451.0**	**$ 20,724,388**	**200.0**	**$ 4,453,351**	**$ 79,654**

Notes:

*Tutor costs funded by the grants were added to the budget document for clarity and transparency.

*Out of School PLC covers PBIS & CPI training

*Increased SPED paras charged to grant by removing the SPED teachers on the grant. This will free up funds by not charging MTRS staff to grants. (415k/32,000 = 13 additional paras)

TOTAL:	**469.0**	**$ 20,644,734**	**113.0**	**$ 2,602,427**	**451.0**	**$ 20,724,388**	**200.0**	**$ 4,453,351**	**$ 79,654**

PROFESSIONAL DEVELOPMENT (2350 Series)

GF = General Fund	FY20 FTE	General Fund	FY20 FTE	Grants/Offsets	FY21 FTE	General Fund	FY21 FTE	Grants/Offsets	General Fund Change
Coaching/Curriculum Support (2352):									
Principal Mentors	0.0	$ -	0.0	$ 10,800	0.0	$ -	0.0	$ 10,800	$ -
Academic Coaches	0.0	$ -	3.0	$ 270,000	0.0	$ -	1.0	$ 90,000	$ -
Math Resource (Teachers) Coach	20.0	$ 1,637,647	0.0	$ -	17.0	$ 1,360,000	0.0	$ -	$ (277,647)
Tech Instructional Support Specialists					3.0	$ 285,000			$ 285,000
Instructional Specialist	4.0	$ 363,507	8.0	$ 760,000			8.0	$ 760,000	$ (363,507)
Literacy Specialist	1.0	$ 95,000	14.0	$ 1,157,420			14.0	$ 1,157,420	$ (95,000)
SPED Instructional Coaches									$ -
Teacher Academy:									
Teacher Academy Facilitator	0.0	$ -	1.0	$ 93,049	0.0	$ -	1.0	$ 93,049	$ -
Teacher Academy Mentor Stipends - K-8	0.0	$ 18,326	0.0	$ 81,674	0.0	$ 18,326	0.0	$ 81,674	$ -
Teacher Academy Mentor Stipends - LHS	0.0	$ 14,200	0.0	$ -	0.0	$ 14,200	0.0	$ -	$ -
Teacher Academy Instructor Stipends	0.0	$ 60,000	0.0	$ -	0.0	$ 60,000	0.0	$ -	$ -
Teacher Academy Completion Bonus	0.0	$ 106,000	0.0	$ -	0.0	$ 106,000	0.0	$ -	$ -
Early Childhood:									
Early Childhood Specialist	0.5	$ 28,043	0.5	$ 29,273	0.5	$ 28,043	0.5	$ 29,273	$ -
PEG Developer Coach	0.0	$ -	1.0	$ 87,036	0.0	$ -	1.0	$ 87,036	$ -
Total Personnel:	25.5	$ 2,322,723	27.5	$ 2,489,252	20.5	$ 1,871,569	25.5	$ 2,309,252	$ (451,154)

Notes:

Non-Personnel									
Tuition Reimbursement		$ 260,000				$ 260,000			$ -
Professional Development		$ 80,000		$ 80,000		$ 80,000		$ 80,000	$ -
Total Non-Personnel:		$ 340,000		$ 80,000		$ 340,000		$ 80,000	$ -

Notes:

*The Instructional Specialist line included 3 Tech Instructional Support Specialists; these were separated out for transparency and clarity

*Two Renaissance Coaches cut from grants; two Curriculum Coordinators will be added to grant

TOTAL:	**25.5**	**$ 2,662,723**	**27.5**	**$ 2,569,252**	**20.5**	**$ 2,211,569**	**25.5**	**$ 2,389,252**	**$ (451,154)**

INSTRUCTIONAL MATERIALS, EQUIPMENT & TECHNOLOGY (24XX Series)

GF = General Fund	FY20 FTE	General Fund	FY20 FTE	Grants/Offsets	FY21 FTE	General Fund	FY21 FTE	Grants/Offsets	General Fund Change
Non-Personnel									
Textbooks (2410):									
Supplies & Textbooks - K-12		$ 400,000				$ -			$ (400,000)
Textbooks - English Language Learners		$ 9,000				$ 9,000			$ -
Other Instructional Materials (2415):									
Supplies - Reading		$ 5,000				$ 5,000			$ -
Supplies-Special Ed		$ 40,000				$ 40,000			$ -
Supplies - Mathematics		$ 8,000				$ 8,000			$ -
Supplies - English Language Learners		$ 11,000				$ 11,000			$ -
School Based Resources - Additional		$ 1,163,728		$ 100,000					$ (1,163,728)
School Based Allocations		$ 1,309,102				$ 2,100,000			$ 790,898
TV Studio Supplies		$ -				$ -			$ -
TV Studio Equipment		$ -				$ -			$ -
Instructional Hardware and Software (245X):									
Technology Investment						$ -			$ -
Computer Contracted Services - Instructional		$ 94,900				$ 94,900			$ -
Computer Hardware - Instructional		$ 120,000				$ 120,000			$ -
Computer Software - Instructional		$ 152,700		$ 150,000		$ 152,700		$ 150,000	$ -
Computer Hardware - Lease		$ -				$ -			$ -
Contracted Services									
Contracted Services - Special ED		$ 25,000				$ 25,000			$ -
Parent Education Program - Special Ed		$ 12,000				$ 12,000			$ -
Contracted Services - Hospitalized Children- SPED		$ 55,000				$ 55,000			$ -
PAC Expenses - Special Ed		$ -				$ -			$ -
Summer School - Special Ed		$ -				$ -			$ -
TV Studio Maintenance		$ -				$ -			$ -
TV Studio Consulting Services		$ -				$ -			$ -
AV Equipment Repair - K-12		$ -				$ -			$ -
Comcast - Community Television Acct.									$ -
TOTAL:	**0.0**	**$ 3,405,430**	**0.0**	**$ 250,000**	**0.0**	**$ 2,632,600**	**0.0**	**$ 150,000**	**$ (772,830)**

Notes:

*Supplies and Textbooks was reduced since we were able to prepurchase with FY19/20 savings

*Field Trip admission fees covers the transportation and miscellaneous costs to the Tsongas Center. UML provides free admission.

*Title IV will fund iReady

*Technology Investment was reduced by $2million; will prepurchase with FY19/20 savings

GUIDANCE COUNSELING AND TESTING (27/28XX Series)

GF = General Fund	FY20 FTE	General Fund	FY20 FTE	Grants/Offsets	FY21 FTE	General Fund	FY21 FTE	Grants/Offsets	General Fund Change
Personnel									
Guidance Counselors (2710):									
Guidance Counselors	22.0	$ 2,026,803	0.0	$ -	23.0	$ 2,116,803			$ 90,000
Early College Coordinator			1.0	$ 70,000			1.0	$ 70,000	
Clerk Schedulers - LHS	5.0	$ 227,598	0.0	$ -	5.0	$ 227,598	0.0	$ -	$ -
Psychological Services (2800):									
Caseworker for the BRIDGE	1.0	$ 57,447	0.0	$ -	1.0	$ 57,447	0.0	$ -	$ -
Social Workers - Building Based	32.0	$ 3,009,123	10.0	$ 896,877	26.0	$ 2,418,000	1.0	$ 93,000	$ (591,123)
Social Worker - SPED (Shared)					14.0	$ 1,302,000	1.0	$ 93,000	$ 1,302,000
Social Emotional Learning Coordinator	1.0	$ 110,000			1.0	$ 110,000			$ -
School Climate Specialist	1.0	$ 80,000	0.0	$ -	1.0	$ 80,000	0.0	$ -	$ -
Soc Emotional Investment									$ -
Renaissance Support									$ -
Overtime	0.0	$ -	0.0	$ -	0.0	$ -	0.0	$ -	$ -
Psychologists	13.0	$ 1,316,394	0.0	$ -	13.0	$ 1,316,394	0.0	$ -	$ -
Total Personnel:	76.0	$ 6,916,714	11.0	$ 966,877	84.0	$ 7,628,242	3.0	$ 256,000	$ 711,528

Notes:

*Some Social Emotional and Renaissance Support initiatives will be paused due to fiscal constraints

*Guidance Counselors increased by 1 due to the add back of a Career Counselor at LHS

*Moved SPED funded social workers back to local to minimize charging grants with MTRS staff (moved paras to the grant since they are not MTRS)

Non-Personnel									
Guidance Supplies - LHS		$ 1,000				$ 1,000			$ -
Testing-Special Ed		$ 16,000				$ 16,000			$ -
Total Non-Personnel:		$ 17,000				$ 17,000			$ -

Notes:

TOTAL:	76.0	$ 6,933,714	11.0	$ 966,877	84.0	$ 7,645,242	3.0	$ 256,000	$ 711,528

PUPIL SERVICES 3000 SERIES

GF = General Fund	FY20 FTE	General Fund	FY20 FTE	Grants/Offsets	FY21 FTE	General Fund	FY21 FTE	Grants/Offsets	General Fund Change
Personnel									
Attendance and Parent Liaison Services (3100):									
Family Resource Center Coordinator	1.0	$ 111,022	0.0	$ -	1.0	$ 111,022	0.0	$ -	$ -
Community Outreach Strategist	1.0	$ 80,000			1.0	$ 80,000			$ -
Attendance Officer	1.0	$ 74,668	0.0	$ -	1.0	$ 74,668	0.0	$ -	$ -
Attendance Monitors	1.0	$ 34,973	0.0	$ -	1.0	$ 34,973	0.0	$ -	$ -
Part Time Parent Liaisons (PT or stipend)					16.0	$ 48,000	11.0	$ 124,740	$ 48,000
Bilingual Family Liaisons	5.0	$ 240,000	0.0	$ -	5.0	$ 240,000	0.0	$ -	$ -
Parent Liaison - Full Time	1.0	$ 43,646	3.0	$ 107,326	3.0	$ 120,000	3.0	$ 107,326	$ 76,354
Medical/Health Services (3200):									
Nurses - Special Education	0.0	$ -	7.0	$ 323,266	0.0	$ -	6.0	$ 282,000	$ -
Student Support:									
Assistant EC Coordinator			1.0	$ 91,418			1.0	$ 91,418	$ -
District Support Specialists	3.0	$ 269,172			1.0	$ 90,000		$ -	$ (179,172)
Adult Education									
Director of Adult Education	1.0	$ 106,055	0.0	$ -	1.0	$ 106,055	0.0	$ -	$ -
Adult Education Teachers	5.0	$ 394,828	0.0	$ -	5.0	$ 394,828	0.0	$ -	$ -
									$ -
Total Personnel:	19.0	$ 1,354,364	11.0	$ 522,010	35.0	$ 1,299,546	21.0	$ 605,484	$ (54,818)

Notes:

*Adult Ed was corrected by not including the cost of support staff. These staff are covered by the $1,098,546 received from state/federal adult ed funding to supplement our matching funds of $508,883.

*District Support Specialists were reduced by 2 positions (from 3 to 1)

Non-Personnel									
Translation Services		$ 50,000				$ 50,000			$ -
Contracted Services - Student Support Services		$ 23,000		$ -		$ 23,000		$ -	$ -
Supplies - Student Support Services		$ 15,000		$ -		$ 15,000		$ -	$ -
Testing & Evaluation		$ 1,000		$ -		$ 1,000		$ -	$ -
Total Non-Personnel:		$ 89,000				$ 89,000		$ -	$ -
TOTAL:	**19.0**	**$ 1,443,364**	**11**	**$ 522,010**	**35.0**	**$ 1,388,546**	**21**	**$ 605,484**	**$ (54,818)**

Notes:

GF = General Fund	FY20 FTE	General Fund	FY20 FTE	Grants/Offsets	FY21 FTE	General Fund	FY21 FTE	Grants/Offsets	General Fund Change
Personnel									
Transportation (3300):									
Transportation Manager	1.0	$ 101,500		$ -	1.0	$ 101,500		$ -	$ -
Stipend for After School Bus Drop Off (New Location)		$ 14,000		$ -		$ 14,000		$ -	$ -
Total Personnel:	1.0	$ 115,500			1.0	$ 115,500		$ -	$ -

Notes:

Non-Personnel									
Contracted Transportation - Regular Education		$ 4,847,600				$ 5,004,000			$ 156,400
Contracted Transportation - Special Education		$ 6,992,013				$ 6,655,432			$ (336,581)
Jr. Air Force R.O.T.C. Transportation - LHS		$ 3,000				$ 3,000			$ -
Computer Software		$ 5,000				$ 5,000			$ -
Contracted Services - Routing		$ 4,000				$ 4,000			$ -
Supplies		$ 8,000				$ 8,000			$ -
Total Non-Personnel:		$ 11,859,613		$ -		$ 11,679,432		$ -	$ (180,181)

Notes:

TOTAL:	**1.0**	**$ 11,975,113**		**$ -**	**1.0**	**$ 11,794,932**		**$ -**	**$ (180,181)**

GF = General Fund	FY20 FTE	General Fund	FY20 FTE	Grants/Offsets	FY21 FTE	General Fund	FY21 FTE	Grants/Offsets	General Fund Change
3500: Athletics & Student Activities									
Personnel									
Athletics (3510):									
Administrator of Athletics	0.5	$ 60,600		$ -	0.5	$ 60,600		$ -	$ -
K-8 Athletics & Arts Investments									$ -
Clerical Staff - Athletics									$ -
Coaches - Interscholastic		$ 469,188		$ -		$ 469,188		$ -	$ -
Coaches - Intramural		$ 67,980		$ -		$ 67,980		$ -	$ -
Music/Band (3520):									
Stipends - Instrumental Band Coordinator		$ -		$ -		$ -		$ -	$ -
Instrumental Music Program		$ 25,000		$ -		$ 25,000		$ -	$ -
Supplies - Instrumental Music Program		$ 5,000		$ -		$ 5,000		$ -	$ -
Boston Lyric Opera Project		$ -		$ -		$ -		$ -	$ -
Band Camp - LHS		$ 1,800		$ -		$ 1,800		$ -	$ -
Monday Night Band Ensemble		$ -		$ -		$ -		$ -	$ -
Marching Band Uniforms		$ -		$ -		$ -		$ -	$ -
Supplies - Choral H.S.		$ 2,500		$ -		$ 2,500		$ -	$ -
Supplies - Choral Middle School		$ 2,500		$ -		$ 2,500		$ -	$ -
Other Student Activities (3520)::									
Student Activity Advisor		$ 82,233		$ -		$ 82,233		$ -	$ -
Stipends - Student Activities - LHS		$ 149,300		$ -		$ 149,300		$ -	$ -
Field Trip Admission Fees - K-8 - UML		$ 46,000		$ -		$ 60,000		$ -	$ 14,000
Stipends - Science Idea Camp		$ -		$ -		$ 40,000		$ -	$ 40,000
Stipends - Knowledge Bowl		$ 24,205		$ -		$ 24,205		$ -	$ -
Project Alliance Student Leadership - LHS		$ -		$ -		$ -		$ -	$ -
Dual Enrollment Programs - LHS		$ 45,000		$ -		$ 45,000		$ -	$ -
S.C.O.R.E. Peer Mediation Program - LHS		$ 35,000		$ -		$ 35,000		$ -	$ -
Total Personnel:	0.5	$ 1,016,305		$ -	0.5	$ 1,070,305		$ -	$ 54,000

Notes:

K-8 Athletics & Arts Investment paused to reduce the Reduction in Force

Non-Personnel									
Contracted Services - Athletics		$ 31,826				$ 31,826			$ -
Contracted Transportation - Athletics		$ 117,000				$ 117,000			$ -
Contracted Athletic Trainer Services		$ 83,500				$ 95,000			$ 11,500
Supplies - Athletics		$ 124,000				$ 124,000			$ -
Rental Fees (include UML swimming pool rental)		$ 41,000				$ 41,000			$ -
Uniforms - Athletics		$ 10,000				$ 10,000			$ -
Supplies - Student Activities		$ 34,000				$ 34,000			$ -
Student Activities									$ -
Jr. Air Force R.O.T.C. Supplies - LHS		$ 1,000				$ 1,000			$ -
Jr. Air Force R.O.T.C. Equipment - LHS		$ 2,500				$ 2,500			$ -
Knowledge Bowl Expenses		$ -				$ -			$ -
Total Non-Personnel:		$ 444,826		$ -		$ 456,326		$ -	$ 11,500

Notes:

*Increased Athletics Contracted Trainer due to new bidded price.

TOTAL:	**0.5**	**$ 1,461,131**		**$ -**	**0.5**	**$ 1,526,631**		**$ -**	**$ 65,500**

FACILITIES AND GROUNDS (4XXX Series)

GF = General Fund	FY20 FTE	General Fund	FY20 FTE	Grants/Offsets	FY21 FTE	General Fund	FY21 FTE	Grants/Offsets	General Fund Change
4000: Custodial & Security Services Personnel									
Facility Director	1.0	$ 93,000		$ -	1.0	$ 93,000		$ -	$ -
Facility Area Managers	2.0	$ 150,000			1.0	$ 75,000			$ (75,000)
Building Custodians	94.0	$ 3,834,099		$ 700,000	94.0	$ 3,834,099		$ 700,000	$ -
Overtime - Use of Buildings	0.0	$ 70,000		$ -	0.0	$ 70,000		$ -	$ -
Use of School Facilities	0.0	$ -		$ -	0.0	$ -		$ -	$ -
Overtime - Man-Out	0.0	$ 95,000		$ -	0.0	$ 95,000		$ -	$ -
Overtime - Miscellaneous	0.0	$ 70,000		$ -	0.0	$ 70,000		$ -	$ -
H.V.A.C. Technician - LHS	0.0	$ -		$ -	0.0	$ -		$ -	$ -
Energy Management System Monitor	0.0	$ -		$ -	0.0	$ -		$ -	$ -
Plumbers	0.0	$ -		$ -	0.0	$ -		$ -	$ -
Security Guards	10.0	$ 449,351		$ -	10.0	$ 449,351		$ -	$ -
School Resource Officers	0.0	$ -		$ -	0.0	$ -		$ -	$ -
Food Service Offset	0.0	$ -		$ -	0.0	$ -		$ -	$ -
Total Personnel:	107.0	$ 4,761,450		$ 700,000	106.0	$ 4,686,450		$ 700,000	$ (75,000)

Notes:

*Food Service was offset by the "allowed" portion of custodian time in cafeteria

4000: Custodial & Security Services Non-Personnel									
Utility - Water / Sewer		$ 250,000				$ 250,000			$ -
Utility - Telephone		$ 175,000				$ 175,000			$ -
Preservatives (Floors)		$ 42,000				$ 42,000			$ -
Supplies		$ 300,000				$ 300,000			$ -
Building Repair & Maintenance		$ 150,000				$ 150,000			$ -
Contracted Services		$ 200,000				$ 200,000			$ -
Food Service Offset		$ -				$ -			$ -
Use of Facilities Offset		$ -				$ -			$ -
Total Non-Personnel:		$ 1,117,000		$ -		$ 1,117,000		$ -	$ -

Notes:

TOTAL:	**107.0**	**$ 5,878,450**		**$ 700,000**	**106.0**	**$ 5,803,450**		**$ 700,000**	**$ (75,000)**

EMPLOYEE BENEFITS (5000 Series)

GF = General Fund	FY20 FTE	General Fund	FY20 FTE	Grants/Offsets	FY21 FTE	General Fund	FY21 FTE	Grants/Offsets	General Fund Change
5100/5200: Employee Benefits & Retirement Personnel									
Health/Dental Insurance Premiums		$ 17,481,558		$ 568,374		$ 18,123,273		$ 1,513,000	$ 641,715
FRINGE for new positions		$ 388,500				$ -			$ (388,500)
Student Accident Insurance		$ 27,872				$ 27,872			$ -
Longevity		$ 10,000				$ 10,000			$ -
Pre-Employment Physicals		$ 30,000				$ 30,000			$ -
Retirement Sick Leave Buyback		$ 1,100,000				$ 1,100,000			$ -
Total Personnel:		**$ 19,037,930**		**$ 568,374**		**$ 19,291,145**		**$ 1,513,000**	**$ 253,215**

Notes:
a: Insurance costs were increased by current monthly cost with estimated 6% increase per City CFO
b. Moved $380k of fringe for food service from general fund to grant/offsets column
Breakdown of grant offsets:

Title 1 - $360k									
SPED 240 - $630k									
Adult Ed - $110k									
Title IIA - $33k									
Total $1,133,000									
Add 380k for Food Service Offset									
5350: Rental of Buildings Non-Personnel									
Central Administration Office Lease		$ 419,403				$ 419,403			$ -
SPED Leasing of Space		$ 282,672				$ 282,672			$ -
Food Service Offset		$ -				$ -			$ -
Total Non-Personnel:		$ 702,075				$ 702,075			$ -
Notes:									
									$ -
TOTAL:		**$ 702,075**		**$ -**		**$ 702,075**		**$ -**	**$ -**

CAPITAL OUTLAY (7000 Series)

GF = General Fund	FY20 FTE	General Fund	FY20 FTE	Grants/Offsets	FY21 FTE	General Fund	FY21 FTE	Grants/Offsets	General Fund Change
7000: Capital Outlay Non-Personnel									
Capital Improvements		$ 100,000				$ 100,000			$ -
Equipment Replacement		$ 125,000				$ 125,000			$ -
Use of School Facilities Offset		$ -				$ -			$ -
Total Non-Personnel:		$ 225,000		$ -		$ 225,000		$ -	$ -
TOTAL:		**$ 225,000**		**$ -**		**$ 225,000**		**$ -**	**$ -**

Notes:

PROGRAMS WITH OTHER SCHOOL DISTRICTS 9000 SERIES

GF = General Fund	FY20 FTE	General Fund	FY20 FTE	Grants/Offsets	FY21 FTE	General Fund	FY21 FTE	Grants/Offsets	General Fund Change
Non-Personnel									
Out-of-District Tuition:		$ 6,851,540		$ 4,150,000		$ 6,300,000		$ 4,150,000	$ (551,540)
Tuition to Mass Schools									
Tuition for School Choice									
Tuition to Out of State Schools									
Tuition to Non-Public Schools									
Tuition to Collaboratives									
Circuit Breaker Reimbursement									
Net Out-of-District									
School Committee Suspense									
TOTAL:		**$ 6,851,540**		**$ 4,150,000**		**$ 6,300,000**		**$ 4,150,000**	**$ (551,540)**
GRAND TOTAL	**1902.0**	**$ 179,383,148**	**174.2**	**$ 13,280,800**	**1923.5**	**$ 186,098,739**	**267.2**	**$ 15,603,192**	**$ 6,715,591**
						$ 6,715,591			
Total General Fund		**$ 179,383,148**				**$ 186,098,739**			**$ 6,715,591**
Total Grants				**$ 8,995,000**		**$ (0)**		**$ 10,373,192**	**$ (0)**
Total Offsets				**$ 4,150,000**				**$ 5,230,000**	**$ -**
		$ 179,383,148		$ 13,145,000		$ 186,098,739		$ 15,603,192	$ 6,715,591

***Due to bringing many students in district, our CB reimbursement may be significantly reduced. Budgeted the offset at $3 million rather than $4 million.**

***The Circuit Breaker/OOD does not include any buffers that would normally be included for DCF placements and students that move into the district.**
Updates will be provided monthly to avoid making additional cuts now based on possibilities despite how probable.

DESE Function Code	LastName	FirstName	Job	School > Name	ASAL	Org	Object	FTE
1100	CLARK	HILARY	School Committee	Superintendent's Office	$12,000.04	99341303	512918	1
1100	DESCOTEAUX	ANDRE	School Committee	Superintendent's Office	$12,000.04	99341303	512918	1
1100	DOHERTY	JACQUELINE	School Committee	Superintendent's Office	$12,000.04	99341303	512918	1
1100	HOEY	ROBERT	School Committee	Superintendent's Office	$12,000.04	99341303	512918	1
1100	MARTIN	CONSTANCE	School Committee	Superintendent's Office	$12,000.04	99341303	512918	1

These amounts reflect FY20 salaries as collective bargaining contracts end June 30, 2020.

DESE Function Code	LastName	FirstName	Job	School > Name	ASAL	Org	Object	FTE
1200	BOYD	JOEL	Superintendent of Schools	Superintendent's Office	$224,999.84	99341203	512800	1
1200	TURNER	BILLIE JO	Chief Finance Officer	Business Office	$165,000.16	99341203	512204	1
1200	DESMOND	ROBIN	Chief Academic Officer	Teaching & Learning	$159,135.08	99341203	512901	1
1200	PHILLIPS	LATIFAH	Chief Equity Officer	Equity & Empowerment	$150,000.24	99341206	512149	1
1200	HALL	JAMES	Chief Operations Officer	Personnel Office	$150,000.24	99341206	512147	1
1200	GUILLORY	LINUS	Chief Schools Officer	Performance Management	$150,000.24	99341206	512148	1

These amounts reflect FY20 salaries as collective bargaining contracts end June 30, 2020.

DESE Function Code	LastName	FirstName	Job	School > Name	ASAL	Org	Object	FTE
1410	KEARNS	KERRY	Deputy Chief Financial Officer	Business Office	$95,879.88	99341215	512150	1
1410	MCLEOD	ROBERT	Internal Auditor	Business Office	$64,883.30	99341230	512902	1
1410	KELLEHER-ROY	JACLYN	Grants Manager	Business Office	$74,291.54	99341215	512920	1
1410	DILLON	MICHAEL	Mail Courier	Business Office	$18,927.32	99341215	512922	1
1410	HOEY	WILLIAM	Mail Courier	Business Office	$18,927.32	99341215	512922	1
1410	LAGANAS	KAREN	Executive Secretary	Business Office	$58,670.56	99341230	512902	1
1410	O'BRIEN	CHERYL	Executive Secretary	Special Education Office	$58,182.28	99341207	512902	1
1410	PALAZZO	MINERVA	Executive Secretary	Superintendent's Office	$66,300.00	99341230	512902	1
1410	TBD		Executive Secretary	Central Administration	$53,747.20	99341230	512902	1
1410	BOUCHER	MARY LOU	Administrative Assistant - Central Office	Business Office	$50,126.96	99341230	512902	1
1410	KEO	SOPHORN	Administrative Assistant - Central Office	Personnel Office	$53,747.20	99341230	512902	1
1410	MACQUARRIE	PAMELA	Administrative Assistant - Central Office	Family Resource Center	$55,445.00	99341230	512902	1
1410	MANNING	MEGAN	Administrative Assistant - Central Office	Business Office	$49,640.76	99341230	512902	1
1410	MORAN	LYNN	Administrative Assistant - Central Office	Family Resource Center	$56,420.00	99341207	512902	1
1410	MURPHY	LISA	Administrative Assistant - Central Office	Personnel Office	$46,830.68	99341230	512902	1
1410	ROS	PROHASVADDEY	Administrative Assistant - Central Office	Family Resource Center	$57,217.16	99341230	512902	1
1410	ROSARIO	MARTA	Administrative Assistant - Central Office	Teaching & Learning	$50,614.72	99341230	512902	1
1410	RYAN	KELLY	Administrative Assistant - Central Office	Business Office	$50,614.72	99341230	512902	1
1410	SANCHEZ	ELSA	Administrative Assistant - Central Office	Family Resource Center	$55,932.24	99341230	512902	1
1410	SANTOS	MARIE	Administrative Assistant - Central Office	Family Resource Center	$45,596.20	99341230	512902	1
1410	SHEEHAN	MARY	Administrative Assistant - Central Office	Business Office	$59,467.72	99341230	512902	1
1410	SMITH	SHARON	Administrative Assistant - Central Office	Business Office	$57,217.16	99341230	512902	1
1410	SPLAINE	NANCY	Administrative Assistant - Central Office	Business Office	$55,932.24	99341230	512902	1
1410	DAIGLE	RENEE	Administrative Assistant - Special Ed	Lowell High School	$50,126.96	99341207	512902	1
1410	DELGADO	JOYCELIANNIE	Administrative Assistant - Special Ed	Special Education Office	$45,596.20	99341207	512902	1
1410	GOODIN	CAROL	Administrative Assistant - Special Ed	Special Education Office	$49,640.76	99341207	512902	1
1410	KIM	SARIN	Administrative Assistant - Special Ed	Special Education Office	$50,614.72	99341207	512902	1
1410	MARTINEZ	MARIA	Administrative Assistant - Special Ed	Special Education Office	$51,412.92	99341207	512902	1
1410	RUIZ	VIRGINIA	Administrative Assistant - Special Ed	Special Education Office	$50,126.96	99341207	512902	1

These amounts reflect FY20 salaries as collective bargaining contracts end June 30, 2020.

DESE Function Code	LastName	FirstName	Job	School > Name	ASAL	Org	Object	FTE
1420	Yann	Daroth	Assistant HR Director	Personnel Office	$81,599.92	99341230	512973	1
1420	JARVIS	DEBRA	Human Relations Generalist	Personnel Office	$76,500.12	99341230	512152	1

These amounts reflect FY20 salaries as collective bargaining contracts end June 30, 2020.

DESE Function Code	LastName	FirstName	Job	School > Name	ASAL	Org	Object	FTE
1430	ORTIZ	MICHAEL	Staff Counsel for Student Svcs	Equity & Empowerment	$113,273.82	99341215	512143	1

These amounts reflect FY20 salaries as collective bargaining contracts end June 30, 2020.

DESE Function Code	LastName	FirstName	Job	School > Name	ASAL	Org	Object	FTE
1450	NELSON	KENNETH	Manager of ICTS	Technology Department	$97,428.65	99311203	512120	1
1450	FITZEMEYER	JAMES	Network Manager	Technology Department	$82,620.94	99341215	512921	1
1450	SALMAN	HANI	Assistant Network Manager	Technology Department	$70,896.98	99341215	512916	1
1450	HOPPE	MICHEAL	Help Desk Coordinator	Personnel Office	$58,372.64	99341233	520703	1
1450	OVERTON	JOHN	District Webmaster	Technology Department	$71,605.59	99311202	512917	1
1450	NEHME	DAVID	Media Technology Support Liaison	Technology Department	$66,095.27	99341215	512916	1
1450	OO	THAN	Media Technology Support Liaison	Technology Department	$66,095.27	99341215	512916	1
1450	TRICOCHE	CHRIS	Media Technology Support Liaison	Technology Department	$67,418.61	99341215	512916	1
1450	GOYETTE	GERALD	Computer Repair Technician	Business Office	$67,308.82	99011207	512917	1
1450	TRAN	THAM	Database and Systems Administrator	Performance Management	$84,150.61	99341232	512140	1
1450	LEW	MARK	Scheduler - LHS	Lowell High School	$85,115.41	99041205	512970	1

These amounts reflect FY20 salaries as collective bargaining contracts end June 30, 2020.

DESE Function Code	LastName	FirstName	Job	School > Name	ASAL	Org	Object	FTE
2110	TBD		Director of Secondary Education	Central Administration	$120,000.00	99300004	512153	1
2110	FARIAS	PETRA	Coordinator of Student Support Services	Lowell High School	$123,047.08	99010708	512112	1
2110	HOWE	ROXANE	Discipline & Operations Specialist - LHS	Lowell High School	$108,042.88	99010707	512914	1
2110	VAN THIEL	LISA	Early Childhood Coordinator	Cardinal O'Connell Early Learning Center	$112,173.36	99312006	512110	1
2110	TBD		PT Early Learning Coordinator	Cardinal O'Connell Early Learning Center	$55,000.00			1
2110	GWIAZDA	JEFFREY	Coordinator of Mathematics	Teaching & Learning	$113,960.60	99312003	512110	1
2110	CHEA	PHALA	Coordinator of ELL Programs	Teaching & Learning	$121,725.24	99333003	512110	1
2110	NEWELL	MELISSA	Coordinator of English Language Arts	Teaching & Learning	$107,397.16	99312904	512119	1
2110	SANTELMANN	ELAINE	Coordinator of Science	Teaching & Learning	$110,078.28	99313005	512146	1
2110	TBD		Coordinator for Research, Testing & Asses.	Central Administration	$117,112.84	99300004	512110	1
2110	ANDERSON	ABIGAIL	Director of Research and Accountability	Performance Management	$117,999.96	99300004	512159	1

These amounts reflect FY20 salaries as collective bargaining contracts end June 30, 2020.

DESE Function Code	LastName	FirstName	Job	School > Name	ASAL	Org	Object	FTE
2120	KEEFE	SUZANNE	Academic Chair - English	Lowell High School	$118,573.52	99011503	512109	1
2120	DAVISO	JESSICA	Academic Chair - Fine Arts	Lowell High School	$114,690.68	99011003	512109	1
2120	OFTEN	ELIZABETH	Academic Chair - Math	Lowell High School	$117,861.64	99012003	512109	1
2120	LEZENSKI	DAVID	Academic Chair - Physical Education	Lowell High School	$61,340.50	99031003	512115	0.5
2120	SELVAGGIO	STEPHANIE	Academic Chair - Science	Lowell High School	$118,573.52	99013003	512109	1
2120	DELOSSA	ROBERT	Academic Chair - Social Studies	Lowell High School	$115,403.08	99013103	512109	1
2120	CARBONE	ALLYSON	Academic Chair - Special Education	Lowell High School	$117,112.32	99020103	512109	1
2120	GERVAIS	STEPHEN	Academic Chair - World Languages	Lowell High School	$116,864.80	99011603	512109	1

These amounts reflect FY20 salaries as collective bargaining contracts end June 30, 2020.

DESE Function Code	LastName	FirstName	Job	School > Name	ASAL	Org	Object	FTE
2110	LOVATO	MICHAEL	Director of Special Education	Special Education Office	$130,000.00	99320103	512133	1
2110	PENNELL	ASHLEY	Assistant Director of Special Ed	Special Education Office	$114,365.16	99320103	512154	1

These amounts reflect FY20 salaries as collective bargaining contracts end June 30, 2020.

DESE Function Code	LastName	FirstName	Job	School > Name	ASAL	Org	Object	FTE
2200	CLEMENTS	KIMBERLEY	Principal	Bailey Elementary School	$129,304.76	90241103	512101	1
2200	HOLTZ	PETER	Principal	Bartlett Community Partnership	$128,975.08	98341103	512101	1
2200	SOARES-PENA	TERESA	Principal	Butler Middle School	$124,925.84	98441103	512101	1
2200	SKINNER	WILLIAM	Principal	Daley Middle School	$139,129.12	98541103	512101	1
2200	SCARPATI	JENNIFER	Principal	Greenhalge Elementary School	$125,000.20	91541103	512101	1
2200	COLEMAN	GINGER	Principal	Lincoln Elementary School	$116,000.04	92041103	512101	1
2200	ANDERSON	DAVID	Principal	McAuliffe Elementary School	$116,276.16	97541103	512101	1
2200	DOMINA	MICHAEL	Principal	McAvinnue Elementary School	$115,000.08	91241103	512101	1
2200	KEEFE	ROBERTA	Principal	Moody Elementary School	$127,674.04	92741103	512101	1
2200	MCLAUGHLIN	KATHLEEN	Principal	Morey Elementary School	$131,204.32	93041103	512101	1
2200	ANDRIOLO	KEVIN	Principal	Murkland Elementary School	$115,988.08	98041103	512101	1
2200	MCLEAN	MATHEW	Principal	Pawtucketville Memorial Elementary School	$128,073.92	93641103	512101	1
2200	CROCKER-ROBERGE	WENDY	Principal	Pyne Arts Magnet School	$130,143.00	91841103	512101	1
2200	CARABATSOS	SEAN	Principal	Reilly Elementary School	$125,946.60	94041103	512101	1
2200	DOWLING	BRIDGET	Principal	Robinson Middle School	$123,318.00	98641103	512101	1
2200	HENRY	KIMBERLEE	Principal	Rogers STEM Academy	$125,000.20	98741103	512101	1
2200	PASSERI	GREGORY	Principal	Shaughnessy Elementary School	$123,006.00	95041103	512101	1
2200	CARDACI	JAMES	Principal	Stoklosa Middle School	$122,465.72	96041109	512101	1
2200	FOSTER	EDWARD	Principal	Sullivan Middle School	$131,680.64	98841103	512101	1
2200	STAHL	MATTHEW	Principal	Wang Middle School	$145,931.76	98941103	512101	1
2200	MCCREVAN	JASON	Principal	Washington Elementary School	$135,506.80	95541103	512101	1
2200	HAINES	JEFFREY	Assistant Principal	Bailey Elementary School	$108,193.80	90241103	512102	1
2200	MANCINI	DINA	Assistant Principal	Bartlett Community Partnership	$110,842.16	98341103	512102	1
2200	MOODY	JAIME	Assistant Principal	Butler Middle School	$114,423.40	98441103	512102	1
2200	DOYLE	ROBERT	Assistant Principal	Daley Middle School	$119,765.36	98541103	512102	1
2200	RONAN	MAGALY	Assistant Principal	Greenhalge Elementary School	$112,076.64	91541103	512102	1
2200	VICENTE	FRANCISCO	Assistant Principal	Lincoln Elementary School	$107,380.52	92041103	512102	1
2200	CORRENTE	PATTI-JEAN	Assistant Principal	McAuliffe Elementary School	$118,096.16	97541103	512102	1
2200	ALCARAZ	JOSEPH	Assistant Principal	McAvinnue Elementary School	$114,212.28	91241103	512102	1
2200	WOODLOCK	KELIANN	Assistant Principal	Morey Elementary School	$119,555.80	93041103	512102	1
2200	PERRIN	DENISE	Assistant Principal	Murkland Elementary School	$122,466.76	98041103	512102	1
2200	BRANCO	MEGHAN	Assistant Principal	Pawtucketville Memorial Elementary School	$117,469.04	93641103	512102	1
2200	LANG	LORI	Assistant Principal	Pyne Arts Magnet School	$113,264.32	91841103	512102	1
2200	FUSCO	RONALD	Assistant Principal	Reilly Elementary School	$114,212.28	94041103	512102	1
2200	DERUBEIS	CARL	Assistant Principal	Robinson Middle School	$114,423.40	98641103	512102	1
2200	ROSSETTI	MICHAEL	Assistant Principal	Robinson Middle School	$114,423.40	98641103	512102	1
2200	CRONES	NANCY	Assistant Principal	Rogers STEM Academy	$116,844.00	98741103	512102	1
2200	MORNEAU	ROGER	Assistant Principal	Rogers STEM Academy	$121,556.24	98741103	512102	1
2200	WARD-NAULT	MAUREEN	Assistant Principal	Shaughnessy Elementary School	$118,096.16	95041103	512102	1
2200	SWETT	PATRICK	Assistant Principal	Stoklosa Middle School	$121,556.24	96041103	512102	1
2200	BANKS	MICHAEL	Assistant Principal	Sullivan Middle School	$123,017.96	98841103	512102	1
2200	SANTY	MATTHEW	Assistant Principal	Wang Middle School	$113,264.32	98941103	512102	1

These amounts reflect FY20 salaries as collective bargaining contracts end June 30, 2020.

DESE Function Code	LastName	FirstName	Job	School > Name	ASAL	Org	Object	FTE
2200	ZYLA	WENDY	Administrative Assistant - Schools	Adie Day School	$44,901.48	95441103	512902	1
2200	MCLAUGHLIN	ALICE	Administrative Assistant - Schools	Bailey Elementary School	$45,670.56	90241103	512902	1
2200	FISETTE	NANCY	Administrative Assistant - Schools	BRIDGE Program	$57,559.84	99241103	512902	1
2200	MCCLUSKEY	NANCY	Administrative Assistant - Schools	Butler Middle School	$43,957.68	98441103	512902	1
2200	CASSELLA	CAITLIN	Administrative Assistant - Schools	Cardinal O'Connell Early Learning Center	$41,203.24	90141103	512902	1
2200	COTE	CORALIE	Administrative Assistant - Schools	Daley Middle School	$42,581.76	98541103	512902	1
2200	NOONAN	PATRICIA	Administrative Assistant - Schools	Family Resource Center	$56,420.00	99041103	512902	1
2200	JOSLYN	KAREN	Administrative Assistant - Schools	Greenhalge Elementary School	$43,957.68	98341103	512902	1
2200	MCCANN	CHRISTINE	Administrative Assistant - Schools	Greenhalge Elementary School	$39,997.36	91541103	512902	1
2200	MCGLAUFLIN	TAMMY	Administrative Assistant - Schools	Laura Lee Therapeutic Day School	$43,957.68	91941103	512902	1
2200	LENZI	JENNIFER	Administrative Assistant - Schools	Leblanc Therapeutic Day School	$42,581.76	93541103	512902	1
2200	CARRABIS	KATHLEEN	Administrative Assistant - Schools	Lincoln Elementary School	$42,581.76	92041103	512902	1
2200	CRABTREE	PATRICIA	Administrative Assistant - Schools	Lowell High School	$42,581.76	99041103	512902	1
2200	DEANGELIS	BRENDA	Administrative Assistant - Schools	Lowell High School	$44,901.48	99041103	512902	1
2200	DOLAN	JACQUELINE	Administrative Assistant - Schools	Lowell High School	$44,429.32	99041103	512902	1
2200	FRANCISCO	SUSAN	Administrative Assistant - Schools	Lowell High School	$59,467.72	99041103	512902	1
2200	GEOFFROY	JUDITH	Administrative Assistant - Schools	Lowell High School	$51,412.92	99041103	512902	1
2200	MARAIS	JOAN	Administrative Assistant - Schools	Lowell High School	$50,614.72	99041103	512902	1
2200	MCANESPIE	LAURIE	Administrative Assistant - Schools	Lowell High School	$43,957.68	99041103	512902	1
2200	MONTOYA	DARMERY	Administrative Assistant - Schools	Lowell High School	$39,997.36	99031003	512902	1
2200	SOUSA	SHEILA	Administrative Assistant - Schools	Lowell High School	$44,901.48	99041103	512902	1
2200	TELLADO	MARIA	Administrative Assistant - Schools	Lowell High School	$43,957.68	99041103	512902	1
2200	THOMPSON	LINDA	Administrative Assistant - Schools	McAuliffe Elementary School	$44,901.48	97541103	512902	1
2200	NUNEZ	NANCY	Administrative Assistant - Schools	McAvinnue Elementary School	$44,429.32	91241103	512902	1
2200	PARASOLE	GENEVIEVE	Administrative Assistant - Schools	Moody Elementary School	$44,901.48	92741103	512902	1
2200	CROWLEY	LISA	Administrative Assistant - Schools	Morey Elementary School	$43,957.68	93041103	512902	1
2200	MCCULLOUGH	LO	Administrative Assistant - Schools	Murkland Elementary School	$44,429.32	98041103	512902	1
2200	WOLFE	ANDREA	Administrative Assistant - Schools	Pawtucketville Memorial Elementary School	$44,429.32	93641103	512902	1
2200	SOROTA	JOY	Administrative Assistant - Schools	Pyne Arts Magnet School	$42,581.76	91841103	512902	1
2200	COUILLIARD	CARLA	Administrative Assistant - Schools	Reilly Elementary School	$43,957.68	94041103	512902	1
2200	RIVERA	KARINA	Administrative Assistant - Schools	Robinson Middle School	$43,957.68	98641103	512902	1
2200	TANGUAY	HOLLIE	Administrative Assistant - Schools	Rogers STEM Academy	$39,997.36	98741103	512902	1
2200	FARIA	LINA	Administrative Assistant - Schools	Shaughnessy Elementary School	$44,429.32	95041103	512902	1
2200	PRONH	MILEENA	Administrative Assistant - Schools	Stoklosa Middle School	$42,581.76	96041109	512902	1
2200	KEEFE	MEAGHAN	Administrative Assistant - Schools	Sullivan Middle School	$41,203.24	98841103	512902	1
2200	PELTON	DONNA	Administrative Assistant - Schools	The Career Academy	$44,429.32	92541105	512902	1
2200	MARCANO	OMAYRA	Administrative Assistant - Schools	Wang Middle School	$43,957.68	98941103	512902	1
2200	AMES	MEGAN	Administrative Assistant - Schools	Washington Elementary School	$44,429.32	95541103	512902	1

These amounts reflect FY20 salaries as collective bargaining contracts end June 30, 2020.

DESE Function Code	LastName	FirstName	Job	School > Name	ASAL	Org	Object	FTE
2200	BUSTEED	MARIANNE	Head of School	Lowell High School	$149,699.68	99010706	512106	1
2200	HALEY	DEIDRE	House Dean	Lowell High School	$123,017.96	99010706	512108	1
2200	O'KEEFE	TIMOTHY	House Dean	Lowell High School	$118,304.68	99010706	512108	1
2200	SLATTERY	DAVID	House Dean	Lowell High School	$121,556.24	99010706	512108	1
2200	VEJAR-BORISON	MARIA	House Dean	Lowell High School	$126,270.56	99010706	512108	1
2200	ROTHSCHILD	JILL	Director Freshman Academy	Lowell High School	$118,304.68	99030306	512968	1
2200	LAWLER BRENNAN	ANGELA	Student Services Specialist - Freshman Acad	Lowell High School	$99,349.12	99030306	512112	1
2200	CALLAHAN	MICHELLE	Bursar/Finance Specialist	Lowell High School	$50,172.66	99041006	512207	1

These amounts reflect FY20 salaries as collective bargaining contracts end June 30, 2020.

DESE Function Code	LastName	FirstName	Job	School > Name	ASAL	Org	Object	FTE
2200	SPIEGEL	ELLEN	Alternative School Principal	BRIDGE Program	$118,662.96	99210609	512110	1
2200	O'LOUGHLIN	MEGAN	Alternative School Principal	The Career Academy	$115,128.00	92510603	512110	1
2200	PETERS	PAULA	Alternative School Coordinator	Laura Lee Therapeutic Day School	$107,062.28	91920104	512110	1
2200	ADAMS	CHRISTINE	Alternative School Coordinator	Adie Day School	$112,920.08	95441103	512101	1

These amounts reflect FY20 salaries as collective bargaining contracts end June 30, 2020.

DESE Function Code	LastName	FirstName	Job	School > Name	ASAL	Org	Object	FTE
2305	CROWELL	STEPHANIE	Teacher-Preschool	Adie Day School	$80,785.64	95410106	512903	1
2305	COTE	DONNA	Teacher-Preschool	Bailey Elementary School	$87,749.48	90210903	512903	1
2305	FABERY	MARIA	Teacher-Preschool	Bartlett Community Partnership	$89,986.52	98310903	512903	1
2305	LAMOUREUX ASPETTI	KARA	Teacher-Preschool	Cardinal O'Connell Early Learning Center	$83,063.24	90110903	512903	1
2305	MARTINEAU	KATHLEEN	Teacher-Preschool	Cardinal O'Connell Early Learning Center	$95,880.72	90110903	512903	1
2305	MORRISSEY	KRISTEN	Teacher-Preschool	Cardinal O'Connell Early Learning Center	$66,850.68	90110903	512903	1
2305	THISSELL	NICOLE	Teacher-Preschool	Cardinal O'Connell Early Learning Center	$49,010.00	90110903	512903	1
2305	CONLON	LORI	Teacher-Preschool	Greenhalge Elementary School	$76,876.28	91510903	512903	1
2305	HART	ERIN	Teacher-Preschool	Greenhalge Elementary School	$87,670.96	91510903	512903	1
2305	MACHADO	JENNIFER	Teacher-Preschool	Greenhalge Elementary School	$91,249.08	91510103	512903	1
2305	RIVARD	AMANDA	Teacher-Preschool	Greenhalge Elementary School	$55,646.76	91510106	512903	1
2305	FRASER	JESSICA	Teacher-Preschool	Lincoln Elementary School	$86,180.12	92010903	512903	1
2305	GALLAGHER	RACHEL	Teacher-Preschool	McAuliffe Elementary School	$49,010.00	97510103	512903	1
2305	GORDON	JULIE	Teacher-Preschool	McAuliffe Elementary School	$88,482.16	97510903	512903	1
2305	HISLOP	ANNE-MARIE	Teacher-Preschool	McAvinnue Elementary School	$87,670.96	91210903	512903	1
2305	MCKELVIE	LYNN	Teacher-Preschool	Morey Elementary School	$91,249.08	93010901	512903	1
2305	VEIGA	CHRISTINE	Teacher-Preschool	Morey Elementary School	$83,117.32	93010901	512903	1
2305	BOWLEN	SARAH	Teacher-Preschool	Murkland Elementary School	$93,565.16	98010903	512903	1
2305	LEMAY	BRIANNE	Teacher-Preschool	Murkland Elementary School	$79,632.80	98010903	512903	1
2305	GENEST	TRACY	Teacher-Preschool	Pawtucketville Memorial Elementary School	$87,749.48	93610803	512903	1
2305	LIM	SOVANNAVY	Teacher-Preschool	Pyne Arts Magnet School	$96,816.20	91810903	512903	1
2305	BALDWIN	ELIZABETH	Teacher-Preschool	Shaughnessy Elementary School	$60,199.88	95010106	512903	1
2305	GREEN	SHANNON	Teacher-Preschool	Shaughnessy Elementary School	$89,986.52	95010903	512903	1
2305	QUIRBACH	ELIZABETH	Teacher-Preschool	Washington Elementary School	$81,225.56	95510903	512903	1
2305	BERNARD	TIFFANY	Teacher-Kindergarten	Bailey Elementary School	$89,892.92	90210803	512903	1
2305	COLE	TARA	Teacher-Kindergarten	Bailey Elementary School	$88,482.16	90210803	512903	1
2305	REYNOLDS GARCIA	ABBIE	Teacher-Kindergarten	Bailey Elementary School	$94,498.56	90210803	512903	1
2305	WRIGHT	DANIELLE	Teacher-Kindergarten	Bailey Elementary School	$83,063.24	90210803	512903	1
2305	LEVENSON	HANNAH	Teacher-Kindergarten	Bartlett Community Partnership	$56,182.98	98310803	512903	1
2305	LOEUNG	SOVANN-THIDA	Teacher-Kindergarten	Bartlett Community Partnership	$89,986.52	98310803	512903	1
2305	HOGAN	LISA	Teacher-Kindergarten	Cardinal O'Connell Early Learning Center	$83,875.48	90110106	512903	1
2305	BARIBEAULT	DANIELLE	Teacher-Kindergarten	Greenhalge Elementary School	$73,239.92	91510803	512903	1
2305	GRIER	ANDREA	Teacher-Kindergarten	Greenhalge Elementary School	$73,239.92	91510803	512903	1
2305	KELLETT	MELYNDA	Teacher-Kindergarten	Greenhalge Elementary School	$51,630.28	91510103	512903	1
2305	ORTIZ	SAMARA	Teacher-Kindergarten	Greenhalge Elementary School	$51,630.28	91510803	512903	1
2305	DOLAN	TRICIA	Teacher-Kindergarten	Lincoln Elementary School	$83,875.48	92010903	512903	1
2305	ROYLOS	BETH	Teacher-Kindergarten	Lincoln Elementary School	$89,986.52	92010803	512903	1
2305	WILLIAMS	JESSICA	Teacher-Kindergarten	Lincoln Elementary School	$66,850.68	99330206	512903	1
2305	DEBASITIS	MARY ELLEN	Teacher-Kindergarten	McAuliffe Elementary School	$93,565.16	97510803	512903	1
2305	DOWLING	KATHLEEN	Teacher-Kindergarten	McAuliffe Elementary School	$83,875.48	97510803	512903	1
2305	LAWLOR	SUZANNE	Teacher-Kindergarten	McAvinnue Elementary School	$81,225.56	91210803	512903	1
2305	LEWIS	CYNTHIA	Teacher-Kindergarten	McAvinnue Elementary School	$87,670.96	91210803	512903	1

These amounts reflect FY20 salaries as collective bargaining contracts end June 30, 2020.

DESE Function Code	LastName	FirstName	Job	School > Name	ASAL	Org	Object	FTE
2305	MARTINEAU	FELISHA	Teacher-Kindergarten	McAvinnue Elementary School	$81,225.56	91210803	512903	1
2305	PATTERSON	CHRISTINA	Teacher-Kindergarten	McAvinnue Elementary School	$85,365.80	91210803	512903	1
2305	DE SOUSA	FATIMA	Teacher-Kindergarten	Moody Elementary School	$87,670.96	92710803	512903	1
2305	HILLMAN	ERIN	Teacher-Kindergarten	Morey Elementary School	$83,875.48	93010803	512903	1
2305	KOHR	DEBORAH	Teacher-Kindergarten	Morey Elementary School	$92,195.46	93010803	512903	1
2305	LAROCQUE	CATHERINE	Teacher-Kindergarten	Morey Elementary School	$83,063.24	93010803	512903	1
2305	SAVOIE	DANIELLE	Teacher-Kindergarten	Morey Elementary School	$89,986.52	93010803	512903	1
2305	GENNINGER	JESSICA	Teacher-Kindergarten	Murkland Elementary School	$78,045.24	98010803	512903	1
2305	LANIER	KRISTEN	Teacher-Kindergarten	Murkland Elementary School	$77,232.48	98010803	512903	1
2305	MILLETT	HILLARY	Teacher-Kindergarten	Murkland Elementary School	$62,300.16	98010803	512903	1
2305	WALSH	DORNA	Teacher-Kindergarten	Murkland Elementary School	$95,880.72	98010803	512903	1
2305	WOODS	ELIZABETH	Teacher-Kindergarten	Murkland Elementary School	$53,564.16	98010103	512903	1
2305	LANDSTEINER	ALLISA	Teacher-Kindergarten	Pawtucketville Memorial Elementary School	$88,945.48	93610803	512903	1
2305	RACHAL	KERRI	Teacher-Kindergarten	Pawtucketville Memorial Elementary School	$70,043.48	93610803	512903	1
2305	SCHOFIELD	DONNA	Teacher-Kindergarten	Pawtucketville Memorial Elementary School	$83,875.48	93610803	512903	1
2305	BONFANTI	LAURA	Teacher-Kindergarten	Pyne Arts Magnet School	$85,365.80	91810803	512903	1
2305	FARIA	CARA	Teacher-Kindergarten	Pyne Arts Magnet School	$62,300.16	91810803	512903	1
2305	DUNHAM	KELLEY	Teacher-Kindergarten	Reilly Elementary School	$72,678.84	94010803	512903	1
2305	GILLIS	AMY	Teacher-Kindergarten	Reilly Elementary School	$96,816.20	94010803	512903	1
2305	MCMANUS	AMY	Teacher-Kindergarten	Reilly Elementary School	$49,010.00	94010803	512903	1
2305	WELCH	BETHANNE	Teacher-Kindergarten	Reilly Elementary School	$96,816.20	94010803	512903	1
2305	BOI	TUNDE	Teacher-Kindergarten	Rogers STEM Academy	$78,045.24	98710603	512903	1
2305	EMRICK	ALEXANDRA	Teacher-Kindergarten	Rogers STEM Academy	$49,010.00	98710620	512903	1
2305	MCCABE	CRISTINA	Teacher-Kindergarten	Rogers STEM Academy	$99,131.76	98710619	512903	1
2305	SMITH	SHANNON	Teacher-Kindergarten	Rogers STEM Academy	$53,564.16	98710620	512903	1
2305	COPPINGER	KERRYANN	Teacher-Kindergarten	Shaughnessy Elementary School	$88,055.76	95010803	512903	1
2305	FENNELL	JESSICA	Teacher-Kindergarten	Shaughnessy Elementary School	$83,875.48	95010803	512903	1
2305	LANGUIRAND	SARAH	Teacher-Kindergarten	Shaughnessy Elementary School	$60,199.88	95010803	512903	1
2305	TUTEIN	CHARLENE	Teacher-Kindergarten	Shaughnessy Elementary School	$86,180.12	95010803	512903	1
2305	CAHILL-ZDON	DIANE	Teacher-Kindergarten	Washington Elementary School	$94,498.56	95510803	512903	1
2305	DESCHENEAUX	ELIZABETH	Teacher-Kindergarten	Washington Elementary School	$81,225.56	95510803	512903	1
2305	BAER	ANDREA	Teacher-Elementary	Bailey Elementary School	$74,049.56	90210103	512903	1
2305	DEARTH-GAUDET	MELISSA	Teacher-Elementary	Bailey Elementary School	$83,063.24	90210103	512903	1
2305	DELUCIA	HEATHER	Teacher-Elementary	Bailey Elementary School	$63,389.04	90210103	512903	1
2305	DOHERTY	KATIE	Teacher-Elementary	Bailey Elementary School	$82,038.84	90210103	512903	1
2305	DOUCETTE	GEORGIANA	Teacher-Elementary	Bailey Elementary School	$87,670.96	90210103	512903	1
2305	EACRETT	HOPE	Teacher-Elementary	Bailey Elementary School	$74,049.56	90210106	512903	1
2305	HACKETT	CARLENE	Teacher-Elementary	Bailey Elementary School	$86,641.36	90210103	512903	1
2305	KEOHANE	BETHANY	Teacher-Elementary	Bailey Elementary School	$94,498.56	90210103	512903	1
2305	LABRECQUE	EMILY	Teacher-Elementary	Bailey Elementary School	$88,945.48	90210103	512903	1
2305	LARGENTON	THERESA	Teacher-Elementary	Bailey Elementary School	$96,816.20	90210103	512903	1
2305	MCNAMARA	MARY	Teacher-Elementary	Bailey Elementary School	$92,303.12	90210103	512903	1

These amounts reflect FY20 salaries as collective bargaining contracts end June 30, 2020.

DESE Function Code	LastName	FirstName	Job	School > Name	ASAL	Org	Object	FTE
2305	MORSE	BRIDGET	Teacher-Elementary	Bailey Elementary School	$83,875.48	90210103	512903	1
2305	OLSON	CHRISTINE	Teacher-Elementary	Bailey Elementary School	$92,196.00	90210103	512903	1
2305	PEIRCE	KIM	Teacher-Elementary	Bailey Elementary School	$87,670.96	90210103	512903	1
2305	RINDO	ANN MARIE	Teacher-Elementary	Bailey Elementary School	$99,131.76	90210103	512903	1
2305	TUDRYN	LINDA	Teacher-Elementary	Bailey Elementary School	$88,945.48	90210103	512903	1
2305	BUTLER	KATHRYN	Teacher-Elementary	Bartlett Community Partnership	$80,810.08	98310103	512903	1
2305	DANEAU	VALERIE	Teacher-Elementary	Bartlett Community Partnership	$83,875.48	98310603	512903	1
2305	DOWNING	JO ANNE	Teacher-Elementary	Bartlett Community Partnership	$88,945.48	98310603	512903	1
2305	KHARFEN	RACHEL	Teacher-Elementary	Bartlett Community Partnership	$90,798.24	98310103	512903	1
2305	MACLEAN	DIANE	Teacher-Elementary	Bartlett Community Partnership	$91,249.08	98310103	512903	1
2305	NOEL	LISA	Teacher-Elementary	Bartlett Community Partnership	$88,945.48	98310103	512903	1
2305	ROSS	SARAH	Teacher-Elementary	Bartlett Community Partnership	$81,225.56	98310103	512903	1
2305	TRUDEL	ELIZABETH	Teacher-Elementary	Bartlett Community Partnership	$92,196.00	98310103	512903	1
2305	ZORBAS	MELISSA	Teacher-Elementary	Bartlett Community Partnership	$88,482.16	98310103	512903	1
2305	CAPPELLINI	SUSAN	Teacher-Elementary	Greenhalge Elementary School	$85,432.88	91510103	512903	1
2305	CRONIN	CARRIE	Teacher-Elementary	Greenhalge Elementary School	$85,365.80	91510103	512903	1
2305	DONOVAN	HOLLY	Teacher-Elementary	Greenhalge Elementary School	$81,225.56	91510103	512903	1
2305	DWIRE	PAULA	Teacher-Elementary	Greenhalge Elementary School	$83,875.48	91510103	512903	1
2305	HEALEY	ALICIA	Teacher-Elementary	Greenhalge Elementary School	$70,043.48	91510903	512903	1
2305	MARCHINO	CAITLYN	Teacher-Elementary	Greenhalge Elementary School	$55,646.76	91510103	512903	1
2305	MENDONCA	TAYLOR	Teacher-Elementary	Greenhalge Elementary School	$58,834.88	91510103	512903	1
2305	MOSCHETTI	KAYLA	Teacher-Elementary	Greenhalge Elementary School	$55,646.76	91510103	512903	1
2305	O'DONNELL	LAUREN	Teacher-Elementary	Greenhalge Elementary School	$88,055.76	91510103	512903	1
2305	PAQUETTE	AMANDA	Teacher-Elementary	Greenhalge Elementary School	$83,875.48	91510103	512903	1
2305	PARKHURST	TRACY	Teacher-Elementary	Greenhalge Elementary School	$77,232.48	91510103	512903	1
2305	RAMIREZ	KATHLEEN	Teacher-Elementary	Greenhalge Elementary School	$87,749.48	91510103	512903	1
2305	SAVASTANO	EMILY	Teacher-Elementary	Greenhalge Elementary School	$88,055.76	91510103	512903	1
2305	SILK	ANNA	Teacher-Elementary	Greenhalge Elementary School	$62,300.16	91510103	512903	1
2305	TERWILLIGER	TARYN	Teacher-Elementary	Greenhalge Elementary School	$83,063.24	91510803	512903	1
2305	TROMBLY	LAUREN	Teacher-Elementary	Greenhalge Elementary School	$85,365.80	91510103	512903	1
2305	VILLANO	PAIGE	Teacher-Elementary	Greenhalge Elementary School	$77,232.48	91510103	512903	1
2305	BREEN	CATHERINE	Teacher-Elementary	Lincoln Elementary School	$93,114.32	92010103	512903	1
2305	CATANZANO	KATHERINE	Teacher-Elementary	Lincoln Elementary School	$89,892.92	92010103	512903	1
2305	CHIN-CHAP	SOPHIA	Teacher-Elementary	Lincoln Elementary School	$90,798.24	92010103	512903	1
2305	DELIBERO	KIM-SOO	Teacher-Elementary	Lincoln Elementary School	$83,063.24	92010103	512903	1
2305	DILLON	KATIE	Teacher-Elementary	Lincoln Elementary School	$81,225.56	92010803	512903	1
2305	EBERIEL	MELISSA	Teacher-Elementary	Lincoln Elementary School	$83,063.24	92010103	512903	1
2305	FRANCISCO	REBECCA	Teacher-Elementary	Lincoln Elementary School	$62,300.16	92010103	512903	1
2305	GILMAN	ALYSSA	Teacher-Elementary	Lincoln Elementary School	$88,482.66	92010103	512903	1
2305	GOULD	JULIE	Teacher-Elementary	Lincoln Elementary School	$88,482.16	92010103	512903	1
2305	KELLY	ERIN	Teacher-Elementary	Lincoln Elementary School	$83,063.24	92010803	512903	1
2305	KRUG	MARGARET	Teacher-Elementary	Lincoln Elementary School	$70,043.48	92010103	512903	1

These amounts reflect FY20 salaries as collective bargaining contracts end June 30, 2020.

DESE Function Code	LastName	FirstName	Job	School > Name	ASAL	Org	Object	FTE
2305	MELLO	DEVON	Teacher-Elementary	Lincoln Elementary School	$70,043.48	92010103	512903	1
2305	PERRY	SHARON	Teacher-Elementary	Lincoln Elementary School	$87,749.48	92010103	512903	1
2305	REGINA	ANDREA	Teacher-Elementary	Lincoln Elementary School	$89,892.92	92010103	512903	1
2305	ROSADO	AMANDA	Teacher-Elementary	Lincoln Elementary School	$87,670.96	92010103	512903	1
2305	RYAN	CLAIRE	Teacher-Elementary	Lincoln Elementary School	$80,810.08	92010103	512903	1
2305	TRAINOR	MARCELLA	Teacher-Elementary	Lincoln Elementary School	$74,049.56	92010103	512903	1
2305	WILLIAMS	JEANANN	Teacher-Elementary	Lincoln Elementary School	$78,509.60	92010103	512903	1
2305	BEDARD	TARA	Teacher-Elementary	McAuliffe Elementary School	$88,482.16	97510103	512903	1
2305	BOWDEN	CARL	Teacher-Elementary	McAuliffe Elementary School	$83,063.24	97510103	512903	1
2305	BURGESS	BARBARA	Teacher-Elementary	McAuliffe Elementary School	$83,063.24	97510803	512903	1
2305	CAYER	ANNA MARIE	Teacher-Elementary	McAuliffe Elementary School	$81,225.56	97510103	512903	1
2305	DAVIS	LELA	Teacher-Elementary	McAuliffe Elementary School	$83,063.24	97510103	512903	1
2305	FEBO	MADELINE	Teacher-Elementary	McAuliffe Elementary School	$92,303.12	97510103	512903	1
2305	FERNANDEZ	JOSHUA	Teacher-Elementary	McAuliffe Elementary School	$85,365.80	97510103	512903	1
2305	JOHNSON	SARAH	Teacher-Elementary	McAuliffe Elementary School	$66,850.68	97510103	512903	1
2305	KELSEY	PATRICIA	Teacher-Elementary	McAuliffe Elementary School	$86,179.80	97510103	512903	1
2305	KING	HALEY	Teacher-Elementary	McAuliffe Elementary School	$77,232.48	97510103	512903	1
2305	LEBRON COLON	VIVIEN	Teacher-Elementary	McAuliffe Elementary School	$88,945.48	97510103	512903	1
2305	LEVIN	AUDREY	Teacher-Elementary	McAuliffe Elementary School	$73,239.92	97510103	512903	1
2305	MCGAFFIGAN	KERRIE	Teacher-Elementary	McAuliffe Elementary School	$87,670.96	97510103	512903	1
2305	MCHUGH	ELLEN	Teacher-Elementary	McAuliffe Elementary School	$85,432.88	97510103	512903	1
2305	SWEENEY	CHRISTINE	Teacher-Elementary	McAuliffe Elementary School	$88,482.16	97510803	512903	1
2305	THERIAULT	LEIGHA	Teacher-Elementary	McAuliffe Elementary School	$83,063.24	97510103	512903	1
2305	UONG	SOPHEAR	Teacher-Elementary	McAuliffe Elementary School	$87,749.48	97510103	512903	1
2305	ABRAMS	ERIN	Teacher-Elementary	McAvinnue Elementary School	$88,482.16	91210103	512903	1
2305	COTTA	MICHAEL	Teacher-Elementary	McAvinnue Elementary School	$74,049.56	91210103	512903	1
2305	FIGUEIREDO	KARA	Teacher-Elementary	McAvinnue Elementary School	$77,232.48	91210103	512903	1
2305	FRASER	BRITTANY	Teacher-Elementary	McAvinnue Elementary School	$56,182.88	91210103	512903	1
2305	GALLAGHER	TARYN	Teacher-Elementary	McAvinnue Elementary School	$88,945.48	91210103	512903	1
2305	LAWRENSON	GWENYTH	Teacher-Elementary	McAvinnue Elementary School	$83,875.48	91210103	512903	1
2305	LYNCH	MARY	Teacher-Elementary	McAvinnue Elementary School	$88,945.48	91210103	512903	1
2305	MAKUMBI	JESSICA	Teacher-Elementary	McAvinnue Elementary School	$70,859.88	91210103	512903	1
2305	MAYO	JENNIFER	Teacher-Elementary	McAvinnue Elementary School	$86,180.12	91210103	512903	1
2305	NANGLE	KATIE	Teacher-Elementary	McAvinnue Elementary School	$57,922.28	91210103	512903	1
2305	RINDO	KATHRYN	Teacher-Elementary	McAvinnue Elementary School	$57,922.28	91210103	512903	1
2305	SHERWOOD	JULIANNE	Teacher-Elementary	McAvinnue Elementary School	$83,063.24	91210103	512903	1
2305	UBELE	KATERINA	Teacher-Elementary	McAvinnue Elementary School	$56,182.88	91210103	512903	1
2305	WAGNER	MICHELLE	Teacher-Elementary	McAvinnue Elementary School	$76,670.36	91210103	512903	1
2305	COSTELLO	AMY	Teacher-Elementary	Moody Elementary School	$77,232.48	92710103	512903	1
2305	DONOVAN	SARAH	Teacher-Elementary	Moody Elementary School	$83,875.48	92710103	512903	1
2305	FLYNN	JANICE	Teacher-Elementary	Moody Elementary School	$85,432.88	92710103	512903	1
2305	GALLAGHER	SHELAGH	Teacher-Elementary	Moody Elementary School	$65,492.96	92710803	512903	1

These amounts reflect FY20 salaries as collective bargaining contracts end June 30, 2020.

DESE Function Code	LastName	FirstName	Job	School > Name	ASAL	Org	Object	FTE
2305	IBARGUEN	STEVEN	Teacher-Elementary	Moody Elementary School	$90,798.24	92710103	512903	1
2305	KLOBUCHER	LISA	Teacher-Elementary	Moody Elementary School	$83,875.48	92710103	512903	1
2305	PAPPATHAN	PATRICIA	Teacher-Elementary	Moody Elementary School	$83,875.48	92710103	512903	1
2305	REYNOLDS	MARTHA	Teacher-Elementary	Moody Elementary School	$85,432.88	92710103	512903	1
2305	SCANNELL	PRISCILLA	Teacher-Elementary	Moody Elementary School	$80,810.08	92710103	512903	1
2305	AMOS	MARY KATE	Teacher-Elementary	Morey Elementary School	$83,875.48	93010103	512903	1
2305	ARMSTRONG	BETH	Teacher-Elementary	Morey Elementary School	$94,498.56	93010103	512903	1
2305	CONANT	ANNE	Teacher-Elementary	Morey Elementary School	$96,816.20	93010103	512903	1
2305	CROWLEY	LIZETTE	Teacher-Elementary	Morey Elementary School	$96,816.20	93010103	512903	1
2305	DIZOGLIO	LINDSAY	Teacher-Elementary	Morey Elementary School	$77,232.48	93010109	512903	1
2305	FLAHERTY	KATHLEEN	Teacher-Elementary	Morey Elementary School	$92,196.00	93010103	512903	1
2305	FLOOR	CASSANDRA	Teacher-Elementary	Morey Elementary School	$83,063.24	93010103	512903	1
2305	GILLIS	JULIE	Teacher-Elementary	Morey Elementary School	$63,389.04	93010103	512903	1
2305	HYSLIP	SUZANNE	Teacher-Elementary	Morey Elementary School	$66,850.68	93010103	512903	1
2305	KELLY	LEANNE	Teacher-Elementary	Morey Elementary School	$83,063.24	93010103	512903	1
2305	MACKWELL	MARCIE	Teacher-Elementary	Morey Elementary School	$90,798.24	93010103	512903	1
2305	PIANTAGGINI	SANDRA	Teacher-Elementary	Morey Elementary School	$96,816.20	93010103	512903	1
2305	SPELLISSY	KATHERINE	Teacher-Elementary	Morey Elementary School	$86,180.12	93010103	512903	1
2305	UNGER	KERIANN	Teacher-Elementary	Morey Elementary School	$83,063.24	93010803	512903	1
2305	UVANNI	SUSAN	Teacher-Elementary	Morey Elementary School	$94,498.56	93010103	512903	1
2305	VEILLEUX	RACHEL	Teacher-Elementary	Morey Elementary School	$88,945.48	93010103	512903	1
2305	VOGEL	AMY	Teacher-Elementary	Morey Elementary School	$87,670.96	93010103	512903	1
2305	BARTLEMAN	MEGAN	Teacher-Elementary	Murkland Elementary School	$49,010.00	98010103	512903	1
2305	FLAHIVE	SHANNON	Teacher-Elementary	Murkland Elementary School	$58,834.88	98010103	512903	1
2305	GOOR	ARTEMIS	Teacher-Elementary	Murkland Elementary School	$93,565.16	98010103	512903	1
2305	KAUFMAN	MEREDITH	Teacher-Elementary	Murkland Elementary School	$83,063.24	98010106	512903	1
2305	KEENAN	CHRISTINE	Teacher-Elementary	Murkland Elementary School	$70,859.88	98010103	512903	1
2305	KOPICKO	KIM	Teacher-Elementary	Murkland Elementary School	$78,045.24	98010103	512903	1
2305	MOYNIHAN	JENNIFER	Teacher-Elementary	Murkland Elementary School	$58,834.88	98010103	512903	1
2305	MURPHY	AARON	Teacher-Elementary	Murkland Elementary School	$80,810.08	98010103	512903	1
2305	QUEALY	ERIN	Teacher-Elementary	Murkland Elementary School	$83,875.48	98010103	512903	1
2305	QUINLAN	DANIELLE	Teacher-Elementary	Murkland Elementary School	$81,225.56	98010103	512903	1
2305	RICH	DEBRA	Teacher-Elementary	Murkland Elementary School	$77,232.48	98010103	512903	1
2305	SERPE	LINDSAY	Teacher-Elementary	Murkland Elementary School	$80,810.08	98010103	512903	1
2305	WALSH	KATELYN	Teacher-Elementary	Murkland Elementary School	$86,641.80	98010103	512903	1
2305	WATTS	APRIL	Teacher-Elementary	Murkland Elementary School	$92,196.00	98010103	512903	1
2305	BERGER	JENNIFER	Teacher-Elementary	Pawtucketville Memorial Elementary School	$86,641.36	93610103	512903	1
2305	BERNIER	CATHERINE	Teacher-Elementary	Pawtucketville Memorial Elementary School	$86,641.36	93610103	512903	1
2305	BONFILIO	KIMBERLY	Teacher-Elementary	Pawtucketville Memorial Elementary School	$94,498.56	93610103	512903	1
2305	BURNS	DALE	Teacher-Elementary	Pawtucketville Memorial Elementary School	$83,063.24	93610103	512903	1
2305	CALLAHAN	TARA	Teacher-Elementary	Pawtucketville Memorial Elementary School	$86,641.36	93610103	512903	1
2305	COTMAN-EL	MANSUR	Teacher-Elementary	Pawtucketville Memorial Elementary School	$60,199.02	93610803	512903	1

These amounts reflect FY20 salaries as collective bargaining contracts end June 30, 2020.

DESE Function Code	LastName	FirstName	Job	School > Name	ASAL	Org	Object	FTE
2305	DION	STEPHANIE	Teacher-Elementary	Pawtucketville Memorial Elementary School	$76,670.36	93610103	512903	1
2305	DUCHESNE	KATRINA	Teacher-Elementary	Pawtucketville Memorial Elementary School	$84,803.16	93610103	512903	1
2305	FENDELL	NAOMI	Teacher-Elementary	Pawtucketville Memorial Elementary School	$80,810.08	93610103	512903	1
2305	HUNT	TARA	Teacher-Elementary	Pawtucketville Memorial Elementary School	$91,249.08	93610103	512903	1
2305	KULARSKI	JESSICA	Teacher-Elementary	Pawtucketville Memorial Elementary School	$76,817.00	93610103	512903	1
2305	MARANDOLA	KATHLEEN	Teacher-Elementary	Pawtucketville Memorial Elementary School	$94,498.56	93610103	512903	1
2305	MARSHALL	KERRY	Teacher-Elementary	Pawtucketville Memorial Elementary School	$86,641.36	93610103	512903	1
2305	MARTIN	BRITTANY	Teacher-Elementary	Pawtucketville Memorial Elementary School	$78,045.24	93610103	512903	1
2305	MCQUEEN	ELISE	Teacher-Elementary	Pawtucketville Memorial Elementary School	$93,565.16	93610103	512903	1
2305	MEEHAN-GILET	MAUREEN	Teacher-Elementary	Pawtucketville Memorial Elementary School	$83,063.24	93610103	512903	1
2305	RIDDLE-DUFFY	JOANN	Teacher-Elementary	Pawtucketville Memorial Elementary School	$96,816.20	93610103	512903	1
2305	SILVERMAN	LAUREN	Teacher-Elementary	Pawtucketville Memorial Elementary School	$53,564.16	93610103	512903	1
2305	ADLEY	CAITLYN	Teacher-Elementary	Pyne Arts Magnet School	$80,810.08	91810106	512903	1
2305	CONNORS	TAMMY	Teacher-Elementary	Pyne Arts Magnet School	$83,875.48	91810103	512903	1
2305	LIVINGSTON	SARAH	Teacher-Elementary	Pyne Arts Magnet School	$80,810.10	91810103	512903	1
2305	PANAGOPOULOS	ANTHE	Teacher-Elementary	Pyne Arts Magnet School	$60,199.88	91810103	512903	1
2305	PUTNAM	MATTHEW	Teacher-Elementary	Pyne Arts Magnet School	$77,232.48	91810103	512903	1
2305	RAUTENBERG	JANEL	Teacher-Elementary	Pyne Arts Magnet School	$65,492.96	91810103	512903	1
2305	ROSE	BONNIE	Teacher-Elementary	Pyne Arts Magnet School	$93,114.32	91810103	512903	1
2305	URBINE	KATHRYN	Teacher-Elementary	Pyne Arts Magnet School	$81,225.56	91810106	512903	1
2305	BILODEAU	ALISON	Teacher-Elementary	Reilly Elementary School	$80,814.76	94010103	512903	1
2305	BOISVERT	LEAH	Teacher-Elementary	Reilly Elementary School	$77,232.48	94010803	512903	1
2305	CHASE	JUDITH	Teacher-Elementary	Reilly Elementary School	$83,063.24	94010103	512903	1
2305	CLARK	LAUREN	Teacher-Elementary	Reilly Elementary School	$83,063.24	94010109	512903	1
2305	GALLAGHER	JESSICA	Teacher-Elementary	Reilly Elementary School	$82,038.84	94010103	512903	1
2305	GILIBERTI	BETH	Teacher-Elementary	Reilly Elementary School	$85,365.80	94010106	512903	1
2305	IPPOLITO	AMY	Teacher-Elementary	Reilly Elementary School	$83,063.24	94010103	512903	1
2305	JUBINVILLE	ROBIN	Teacher-Elementary	Reilly Elementary School	$87,749.48	94010104	512903	1
2352	KEARNS	PATRICIA	Teacher-Elementary	Reilly Elementary School	$87,708.92	94010103	512903	1
2305	KENNEDY	MARIAH	Teacher-Elementary	Reilly Elementary School	$82,038.84	94010103	512903	1
2305	KLOBUCHER	MARGUERITE	Teacher-Elementary	Reilly Elementary School	$77,232.48	94010103	512903	1
2305	MICHAUD	MICHAELA	Teacher-Elementary	Reilly Elementary School	$81,225.56	94010803	512903	1
2305	PAGE	KATHRYN	Teacher-Elementary	Reilly Elementary School	$85,432.88	94010103	512903	1
2305	REIS	CLAIRE	Teacher-Elementary	Reilly Elementary School	$93,113.16	94010104	512903	1
2305	SEAVER	LISA	Teacher-Elementary	Reilly Elementary School	$96,816.20	94010103	512903	1
2305	WALSH	LISA	Teacher-Elementary	Reilly Elementary School	$87,749.48	94010104	512903	1
2305	ZAHARAKES	KATHLEEN	Teacher-Elementary	Reilly Elementary School	$87,670.96	94010104	512903	1
2305	ALMEIDA	CATHERINE	Teacher-Elementary	Rogers STEM Academy	$73,623.16	98710619	512903	1
2305	ALONARDO	MELISSA	Teacher-Elementary	Rogers STEM Academy	$70,278.52	98710619	512903	1
2305	BROPHY	RACHEL	Teacher-Elementary	Rogers STEM Academy	$89,892.92	98710619	512903	1
2305	BRUNELLE	JAMES	Teacher-Elementary	Rogers STEM Academy	$91,249.08	98710619	512903	1
2305	COREA	ELIZABETH	Teacher-Elementary	Rogers STEM Academy	$96,816.30	98710620	512903	1

These amounts reflect FY20 salaries as collective bargaining contracts end June 30, 2020.

DESE Function Code	LastName	FirstName	Job	School > Name	ASAL	Org	Object	FTE
2305	CROTTY	KRISTEN	Teacher-Elementary	Rogers STEM Academy	$83,063.24	98710619	512903	1
2305	DARCY	KERI	Teacher-Elementary	Rogers STEM Academy	$83,063.24	98710619	512903	1
2305	HENNESSEY	JOYCE	Teacher-Elementary	Rogers STEM Academy	$94,498.56	98713003	512903	1
2305	HOANG	HUONG	Teacher-Elementary	Rogers STEM Academy	$51,630.28	98710619	512903	1
2305	JONES	STEPHANIE	Teacher-Elementary	Rogers STEM Academy	$61,013.68	98710603	512903	1
2305	KOUY	MELISSA	Teacher-Elementary	Rogers STEM Academy	$85,365.80	98710619	512903	1
2305	LAMARRE ANDERSON	LAURA	Teacher-Elementary	Rogers STEM Academy	$86,641.36	98710619	512903	1
2305	MAZZONE	ROBERT	Teacher-Elementary	Rogers STEM Academy	$55,646.76	98713103	512903	1
2305	MCKIERNAN	KELLEY	Teacher-Elementary	Rogers STEM Academy	$63,389.04	98710609	512903	1
2305	RENNIE	STEPHANIE	Teacher-Elementary	Rogers STEM Academy	$92,196.00	98710619	512903	1
2305	STASIAK	ALLISON	Teacher-Elementary	Rogers STEM Academy	$77,232.48	98710603	512903	1
2305	SYKES	JESSE	Teacher-Elementary	Rogers STEM Academy	$53,562.60	98710619	512903	1
2305	TEVNAN KENNEDY	LESLIE	Teacher-Elementary	Rogers STEM Academy	$83,875.48	98710619	512903	1
2305	TRULL	VICTORIA	Teacher-Elementary	Rogers STEM Academy	$60,199.88	98710603	512903	1
2305	WEINTRAUB	JESSICA	Teacher-Elementary	Rogers STEM Academy	$91,249.08	98710619	512903	1
2305	YAU	KATELYN	Teacher-Elementary	Rogers STEM Academy	$77,232.48	98710619	512903	1
2305	BARR	AMANDA	Teacher-Elementary	Shaughnessy Elementary School	$73,239.92	95010103	512903	1
2305	BARTER	CELESTE	Teacher-Elementary	Shaughnessy Elementary School	$83,875.48	95010103	512903	1
2305	CHAKARIAN	NANCY	Teacher-Elementary	Shaughnessy Elementary School	$90,316.72	95010103	512903	1
2305	CONKLIN	ELLEN	Teacher-Elementary	Shaughnessy Elementary School	$94,499.16	95010103	512903	1
2305	CUMMISKEY	CHRISTIANN	Teacher-Elementary	Shaughnessy Elementary School	$87,670.38	95010103	512903	1
2305	FARRELL-SCHRIBMAN	MARY JO	Teacher-Elementary	Shaughnessy Elementary School	$85,432.88	95010103	512903	1
2305	GALLAGHER	CARA	Teacher-Elementary	Shaughnessy Elementary School	$82,038.84	95010103	512903	1
2305	LANZI	KATIE	Teacher-Elementary	Shaughnessy Elementary School	$85,365.80	95010103	512903	1
2305	LOVOY	JULIE	Teacher-Elementary	Shaughnessy Elementary School	$82,038.84	95010103	512903	1
2305	LUBINSKI	CAITLYN	Teacher-Elementary	Shaughnessy Elementary School	$77,232.48	95010103	512903	1
2305	MCGONIGLE	KATHERINE	Teacher-Elementary	Shaughnessy Elementary School	$73,239.92	95010103	512903	1
2305	MURPHY	CAITLIN	Teacher-Elementary	Shaughnessy Elementary School	$65,492.96	95010103	512903	1
2305	NOLAN	JACLYN	Teacher-Elementary	Shaughnessy Elementary School	$89,892.92	95010103	512903	1
2305	PARRINGTON	MICHAELA	Teacher-Elementary	Shaughnessy Elementary School	$53,564.16	95010103	512903	1
2305	REIS	DONNA	Teacher-Elementary	Shaughnessy Elementary School	$85,432.88	95010103	512903	1
2305	VIEIRA	MELISSA	Teacher-Elementary	Shaughnessy Elementary School	$74,049.56	95010103	512903	1
2305	AVELINO	MONICA	Teacher-Elementary	Washington Elementary School	$81,225.56	95510103	512903	1
2305	BONIN	KACIE	Teacher-Elementary	Washington Elementary School	$70,859.88	95510103	512903	1
2305	BRADY	ASHLEY	Teacher-Elementary	Washington Elementary School	$83,063.24	95510103	512903	1
2305	BURNS	KARA	Teacher-Elementary	Washington Elementary School	$94,498.56	95510103	512903	1
2305	DESHLER	RICHARD	Teacher-Elementary	Washington Elementary School	$90,798.24	95510103	512903	1
2305	HOGAN	BETH	Teacher-Elementary	Washington Elementary School	$85,365.80	95510106	512903	1
2305	MCCOY	SUSAN	Teacher-Elementary	Washington Elementary School	$94,498.56	95510103	512903	1
2305	PARISI	ERIN	Teacher-Elementary	Washington Elementary School	$83,063.24	95510103	512903	1
2305	SEQUEIRA PLUNKETT	JENNIFER	Teacher-Elementary	Washington Elementary School	$89,892.92	95510103	512903	1
2305	FIOCCA-STERN	MARIANNE	Teacher-ELL	Bailey Elementary School	$88,945.48	90210109	512903	1

These amounts reflect FY20 salaries as collective bargaining contracts end June 30, 2020.

DESE Function Code	LastName	FirstName	Job	School > Name	ASAL	Org	Object	FTE
2305	MOTTOLA	KARIN	Teacher-ELL	Bartlett Community Partnership	$63,389.34	98310609	512903	1
2305	BARLOW	TIFFANY	Teacher-ELL	Butler Middle School	$66,850.68	98410609	512903	1
2305	COFFEY	DEIRDRE	Teacher-ELL	Butler Middle School	$91,249.08	98410609	512903	1
2305	GOODICK	MELINDA	Teacher-ELL	Butler Middle School	$95,880.72	98410609	512903	1
2305	BOUCHER	CATHERINE	Teacher-ELL	Daley Middle School	$91,249.08	98510609	512903	1
2305	SOUSA	AIMEE	Teacher-ELL	Daley Middle School	$90,798.24	98510609	512903	1
2305	KULESZA	ELIZABETH	Teacher-ELL	Greenhalge Elementary School	$88,945.48	91512903	512903	1
2305	WILLIAMSON	ELAINE	Teacher-ELL	Greenhalge Elementary School	$92,303.12	91510109	512903	1
2305	GRIFFIN	MARY	Teacher-ELL	Lincoln Elementary School	$88,055.76	92010109	512903	1
2305	KOWALSKI	MELANIE	Teacher-ELL	Lincoln Elementary School	$87,670.96	92010103	512903	1
2305	ALRAWY	ZEENA	Teacher-ELL	Lowell High School	$66,850.68	99010719	512903	1
2305	COBURN	KRISTEN	Teacher-ELL	Lowell High School	$94,498.56	99010719	512903	1
2305	COSTELLO	DEBBIE	Teacher-ELL	Lowell High School	$86,641.36	99013106	512903	1
2305	GALVIN	LORI	Teacher-ELL	Lowell High School	$73,239.92	99010719	512903	1
2305	GARABEDIAN	PAULA	Teacher-ELL	Lowell High School	$96,816.20	99010719	512903	1
2305	GORMAN	JILLIAN	Teacher-ELL	Lowell High School	$89,892.92	99010719	512903	1
2305	KEHOE	ERIN	Teacher-ELL	Lowell High School	$88,945.48	99010719	512903	1
2305	KENNEDY	MARGARET	Teacher-ELL	Lowell High School	$78,509.60	99010719	512903	1
2305	LANDER	JESSICA	Teacher-ELL	Lowell High School	$73,239.60	99010719	512903	1
2305	PACHECO-VALENTE	TALITA	Teacher-ELL	Lowell High School	$53,562.60	99010719	512903	1
2305	RADZIK	CHRISTOPHER	Teacher-ELL	Lowell High School	$94,498.56	99010719	512903	1
2305	RONAN	KATHRYN	Teacher-ELL	Lowell High School	$77,232.48	99010719	512903	1
2305	SULLIVAN	ARACELIS	Teacher-ELL	Lowell High School	$95,880.72	99010719	512903	1
2305	VERZONE	JACQUELINE	Teacher-ELL	Lowell High School	$65,492.96	99010719	512903	1
2305	WHALEN	PAULA	Teacher-ELL	Lowell High School	$76,670.36	99010719	512903	1
2305	WOO	AMY	Teacher-ELL	Lowell High School	$83,063.24	99010719	512903	1
2305	ZEMETRES	JULIA ISABEL	Teacher-ELL	Lowell High School	$91,249.08	99010719	512903	1
2305	PEAL	JULIE	Teacher-ELL	McAuliffe Elementary School	$81,225.56	97510109	512903	1
2305	TEA	TEXAS	Teacher-ELL	McAuliffe Elementary School	$70,044.24	97510109	512903	1
2305	ANDERSON	PAIGE	Teacher-ELL	McAvinnue Elementary School	$29,405.88	91210109	512903	1
2305	GERVAIS	MARIBEL	Teacher-ELL	McAvinnue Elementary School	$93,565.16	91210103	512903	1
2305	MARKS	SHELLY	Teacher-ELL	McAvinnue Elementary School	$93,565.16	91210109	512903	1
2305	RYDER	PRISCILLA	Teacher-ELL	McAvinnue Elementary School	$84,803.16	91210109	512903	1
2305	UPTON	HEIDI	Teacher-ELL	Moody Elementary School	$86,641.36	92710109	512903	1
2305	NICHOLS-CASEY	KAREN	Teacher-ELL	Morey Elementary School	$89,892.92	93010109	512903	1
2305	QUILES	DIANA	Teacher-ELL	Morey Elementary School	$58,834.88	93010103	512903	1
2305	DRINAN	KATHLEEN	Teacher-ELL	Murkland Elementary School	$87,670.96	98010109	512903	1
2305	HA	KATHERINE	Teacher-ELL	Murkland Elementary School	$91,249.08	98010103	512903	1
2305	ST LAWRENCE	DOUGLAS	Teacher-ELL	Murkland Elementary School	$96,816.20	98010103	512903	1
2305	DURKIN	DOROTHY	Teacher-ELL	Pawtucketville Memorial Elementary School	$101,698.48	93610103	512903	1
2305	MORRISON	TERESA	Teacher-ELL	Pawtucketville Memorial Elementary School	$64,201.28	93610109	512903	1
2305	PAPANASTASSIOU	DENISE	Teacher-ELL	Pyne Arts Magnet School	$96,816.20	91810109	512903	1

These amounts reflect FY20 salaries as collective bargaining contracts end June 30, 2020.

DESE Function Code	LastName	FirstName	Job	School > Name	ASAL	Org	Object	FTE
2305	CASSELLA	ANGELA	Teacher-ELL	Reilly Elementary School	$90,798.24	94010103	512903	1
2305	CRUZ	ANA	Teacher-ELL	Reilly Elementary School	$93,114.32	94010103	512903	1
2305	GUDEWICH	CAITLIN	Teacher-ELL	Reilly Elementary School	$81,225.56	94010103	512903	1
2305	BURROWS	CAROLINE	Teacher-ELL	Robinson Middle School	$62,300.16	98610609	512903	1
2305	GIAVROUTAS	SARAH	Teacher-ELL	Robinson Middle School	$86,641.36	98610609	512903	1
2305	HECKSTALL	ANDREA	Teacher-ELL	Robinson Middle School	$76,876.28	98611503	512903	1
2305	THENG	VANNAK	Teacher-ELL	Robinson Middle School	$76,876.28	98610609	512903	1
2305	ATHAYDE	MARIANA	Teacher-ELL	Rogers STEM Academy	$74,049.56	98710609	512903	1
2305	FLEURY	HOLLY	Teacher-ELL	Rogers STEM Academy	$78,045.24	98710609	512903	1
2305	LUNN	LINDA	Teacher-ELL	Rogers STEM Academy	$63,389.04	98710609	512903	1
2305	ROLFE	JOHN	Teacher-ELL	Rogers STEM Academy	$70,044.24	98710609	512903	1
2305	TESSIER	CHRISTINE	Teacher-ELL	Rogers STEM Academy	$49,010.00	98710609	512903	1
2305	GEIGER	MAELYN	Teacher-ELL	Shaughnessy Elementary School	$70,044.24	95010109	512903	1
2305	BANNERMAN	JULIE	Teacher-ELL	Stoklosa Middle School	$66,850.68	96010609	512903	1
2305	ESCHMANN	KRISTEN	Teacher-ELL	Stoklosa Middle School	$94,498.56	96010609	512903	1
2305	OUNG	VONG	Teacher-ELL	Stoklosa Middle School	$89,986.68	99334206	512903	1
2305	ROBINSON	PATRICIA	Teacher-ELL	Stoklosa Middle School	$93,565.16	96010603	512903	1
2305	TITH	VYADA	Teacher-ELL	Stoklosa Middle School	$92,302.98	96010603	512903	1
2305	CABRERA DE SOTO	ALTAGRACIA	Teacher-ELL	Sullivan Middle School	$100,066.68	98810609	512903	1
2305	GOULD	NICOLE	Teacher-ELL	Sullivan Middle School	$91,249.08	98810603	512903	1
2305	TRAVAGLINI	ELIZABETH	Teacher-ELL	Sullivan Middle School	$94,498.56	98810609	512903	1
2305	BERGH	CATHERINE	Teacher-ELL	Wang Middle School	$88,945.48	98910609	512903	1
2305	GIORDANO	CHRISTOPHER	Teacher-ELL	Wang Middle School	$81,225.56	98910609	512903	1
2305	PENNEY	ELIZABETH	Teacher-ELL	Wang Middle School	$82,038.84	98910609	512903	1
2305	THOMPSON	EMILY	Teacher-ELL	Wang Middle School	$94,498.56	98910609	512903	1
2305	BUCCARELLI	KIMBERLY	Teacher-Middle	Bartlett Community Partnership	$73,239.92	98310603	512903	1
2305	GEORGE	RHEANNA	Teacher-Middle	Bartlett Community Partnership	$78,045.24	98311503	512903	1
2305	MACINNIS	KALEIGH	Teacher-Middle	Bartlett Community Partnership	$53,562.60	98311503	512903	1
2305	RICE	CHANTAL	Teacher-Middle	Bartlett Community Partnership	$66,850.68	98311503	512903	1
2305	SIMPSON	MELISSA	Teacher-Middle	Bartlett Community Partnership	$93,114.32	98310603	512903	1
2305	DOWD	SHARON	Teacher-Middle	Butler Middle School	$91,249.08	98410603	512903	1
2305	EWING	CHELSEA	Teacher-Middle	Butler Middle School	$66,850.68	98410603	512903	1
2305	FRASER	JENNIFER	Teacher-Middle	Butler Middle School	$65,492.96	98411503	512903	1
2305	GOYETTE	DEANNA	Teacher-Middle	Butler Middle School	$63,389.04	98411503	512903	1
2305	JOHNSON	MAUREEN	Teacher-Middle	Butler Middle School	$70,044.24	98410603	512903	1
2305	MACDONALD	JENNIFER	Teacher-Middle	Butler Middle School	$92,196.00	98411503	512903	1
2305	MCNULTY	BRIDGET	Teacher-Middle	Butler Middle School	$78,045.24	98411503	512903	1
2305	O'CONNOR	THOMAS	Teacher-Middle	Butler Middle School	$60,199.88	98410603	512903	1
2305	SPARKES-SWEPSON	TANYA	Teacher-Middle	Butler Middle School	$81,225.56	98410603	512903	1
2305	ANZANO	ALESSONDRA	Teacher-Middle	Daley Middle School	$81,225.56	98511503	512903	1
2305	BEJANIANCE	DONNA	Teacher-Middle	Daley Middle School	$91,249.08	98510603	512903	1
2305	BOHL	CAROLYN	Teacher-Middle	Daley Middle School	$83,063.24	98511503	512903	1

These amounts reflect FY20 salaries as collective bargaining contracts end June 30, 2020.

DESE Function Code	LastName	FirstName	Job	School > Name	ASAL	Org	Object	FTE
2305	FONTAINE	MELISSA	Teacher-Middle	Daley Middle School	$86,180.12	98511503	512903	1
2305	HOLLOWAY	LAUREN	Teacher-Middle	Daley Middle School	$78,045.24	98510603	512903	1
2305	MCGRATH	ERIN	Teacher-Middle	Daley Middle School	$92,196.00	98511503	512903	1
2305	PUDIL	KATIE	Teacher-Middle	Daley Middle School	$78,045.24	98510603	512903	1
2305	ST. LOUIS	LINDSEY	Teacher-Middle	Daley Middle School	$56,182.98	98510603	512903	1
2305	WHITE-GREEN	HEATHER	Teacher-Middle	Daley Middle School	$86,641.36	98510603	512903	1
2305	MAGNUSON	JEFFREY	Teacher-Middle	Pyne Arts Magnet School	$70,043.48	91810604	512903	1
2305	VOGEL	TIFFANY	Teacher-Middle	Pyne Arts Magnet School	$72,678.84	91811503	512903	1
2305	COPPINGER	KIMBERLLY	Teacher-Middle	Robinson Middle School	$95,880.72	98610603	512903	1
2305	CUMMINGS	KAYLEE	Teacher-Middle	Robinson Middle School	$63,389.04	98611503	512903	1
2305	DESROCHES	MELISSA	Teacher-Middle	Robinson Middle School	$76,817.00	98611503	512903	1
2305	GANGI	NICOLE	Teacher-Middle	Robinson Middle School	$58,834.88	98610603	512903	1
2305	JOHNSON	TAYLOR	Teacher-Middle	Robinson Middle School	$55,646.76	98611503	512903	1
2305	MCKENNA	SIOBHAN	Teacher-Middle	Robinson Middle School	$70,043.48	98611503	512903	1
2305	MCNEIL	THOMAS	Teacher-Middle	Robinson Middle School	$65,492.96	98611503	512903	1
2305	RICARD	GENEVIEVE	Teacher-Middle	Robinson Middle School	$70,859.88	98611503	512903	1
2305	ROSSETTI	MARK	Teacher-Middle	Robinson Middle School	$55,646.76	98611503	512903	1
2305	SCHERMERHORN	TYLER	Teacher-Middle	Robinson Middle School	$53,564.16	98610603	512903	1
2305	YOUNG	TRACY	Teacher-Middle	Robinson Middle School	$70,044.24	98611503	512903	1
2305	BEDFORD	TYLER	Teacher-Middle	Rogers STEM Academy	$63,389.04	98710609	512903	1
2305	ROBINSON	JESSICA	Teacher-Middle	Rogers STEM Academy	$76,670.36	98710603	512903	1
2305	THEMELIS	KIMBERLY	Teacher-Middle	Rogers STEM Academy	$88,482.66	98710609	512903	1
2305	ALLEN	TADD	Teacher-Middle	Stoklosa Middle School	$77,232.48	96011503	512903	1
2305	BRUNELAS	CHERYL	Teacher-Middle	Stoklosa Middle School	$96,816.20	96011503	512903	1
2305	BRUNELAS	GINA	Teacher-Middle	Stoklosa Middle School	$86,641.36	96010603	512903	1
2305	CONNERS	PHILIP	Teacher-Middle	Stoklosa Middle School	$85,365.80	96011503	512903	1
2305	GRATTA	MICHAEL	Teacher-Middle	Stoklosa Middle School	$82,038.84	96010603	512903	1
2305	HARDING	GEORGE	Teacher-Middle	Stoklosa Middle School	$85,432.88	96011503	512903	1
2305	HORNE	MICHAELA	Teacher-Middle	Stoklosa Middle School	$77,232.48	96011503	512903	1
2305	LEARY	KELLY	Teacher-Middle	Stoklosa Middle School	$73,623.16	96010103	512903	1
2305	MENDES	TRACI	Teacher-Middle	Stoklosa Middle School	$77,232.48	96011503	512903	1
2305	POLLARD	CHERYL	Teacher-Middle	Stoklosa Middle School	$88,482.16	96011503	512903	1
2305	ROWSELL	LISA MARIE	Teacher-Middle	Stoklosa Middle School	$87,708.92	96011503	512903	1
2305	SAUCIER	PAMELA	Teacher-Middle	Stoklosa Middle School	$70,043.48	96011503	512903	1
2305	BROADHURST	KIM	Teacher-Middle	Sullivan Middle School	$85,394.92	98810603	512903	1
2305	GALIPEAU	ASHLEY	Teacher-Middle	Sullivan Middle School	$85,365.80	98811503	512903	1
2305	HURLEY	GAYL	Teacher-Middle	Sullivan Middle School	$89,892.92	98810603	512903	1
2305	JOHNSON	DEBORAH	Teacher-Middle	Sullivan Middle School	$83,875.48	98811503	512903	1
2305	MARTIN	MARTHA	Teacher-Middle	Sullivan Middle School	$83,063.24	98810603	512903	1
2305	MCCARTHY	LYNNE	Teacher-Middle	Sullivan Middle School	$96,816.20	98811503	512903	1
2305	MCDONALD	MELISSA	Teacher-Middle	Sullivan Middle School	$88,055.76	98811503	512903	1
2305	ROTHSCHILD	KAREN	Teacher-Middle	Sullivan Middle School	$87,750.18	98811503	512903	1

These amounts reflect FY20 salaries as collective bargaining contracts end June 30, 2020.

DESE Function Code	LastName	FirstName	Job	School > Name	ASAL	Org	Object	FTE
2305	SCANLON	TERI	Teacher-Middle	Sullivan Middle School	$73,239.92	98810603	512903	1
2305	TEAGUE	JAMIE	Teacher-Middle	Sullivan Middle School	$85,365.80	98810603	512903	1
2305	WATSON	JOANNE	Teacher-Middle	Sullivan Middle School	$77,232.48	98810603	512903	1
2305	BRUGEL	JESSICA	Teacher-Middle	Wang Middle School	$86,180.12	98910603	512903	1
2305	BUDRYK	KIMBERLY	Teacher-Middle	Wang Middle School	$85,365.80	98910603	512903	1
2305	CHASE	SHAWN	Teacher-Middle	Wang Middle School	$91,249.08	98910603	512903	1
2305	CYMBURA	KATHLEEN	Teacher-Middle	Wang Middle School	$91,249.08	98910603	512903	1
2305	DOOLE	REBECCA	Teacher-Middle	Wang Middle School	$70,043.48	98911503	512903	1
2305	MAHONEY	KATIE	Teacher-Middle	Wang Middle School	$83,063.24	98911503	512903	1
2305	MCMAHON	ERIN	Teacher-Middle	Wang Middle School	$87,670.96	98910603	512903	1
2305	MOISAKIS	LISA	Teacher-Middle	Wang Middle School	$86,641.36	98910603	512903	1
2305	ROY	JOLANE	Teacher-Middle	Wang Middle School	$90,316.72	98911503	512903	1
2305	SILVA	STEPHEN	Teacher-Middle	Wang Middle School	$84,803.16	98911503	512903	1
2305	MAYNARD	JENNIFER	Teacher-Mathematics	Bailey Elementary School	$88,482.16	90212003	512903	1
2305	ALREKABI	FIRAS	Teacher-Mathematics	Bartlett Community Partnership	$73,467.68	98312003	512903	1
2305	GALVIN	AMY	Teacher-Mathematics	Bartlett Community Partnership	$68,688.88	98312003	512903	1
2305	SCHOFIELD	LAURA	Teacher-Math-Science	Bartlett Community Partnership	$89,893.86	98310603	512903	1
2305	SONIS	CRAIG	Teacher-Mathematics	BRIDGE Program	$76,816.32	99212003	512903	1
2305	ARNOLD	SAMANTHA	Teacher-Mathematics	Butler Middle School	$63,389.34	98410603	512903	1
2305	CAHILL	CLARA	Teacher-Math-Science	Butler Middle School	$66,850.68	98413003	512903	1
2305	EARLY	ANN	Teacher-Mathematics	Butler Middle School	$86,180.12	98412003	512903	1
2305	FLORENCE	WILLIAM	Teacher-Math-Science	Butler Middle School	$78,509.60	98410603	512903	1
2305	FREEMAN	KEVIN	Teacher-Math-Science	Butler Middle School	$94,498.56	98410603	512903	1
2305	GUERRIERO	AMY	Teacher-Mathematics	Butler Middle School	$83,875.48	98412003	512903	1
2305	KELLEY-MUON	MOLLY	Teacher-Math-Science	Butler Middle School	$92,196.00	98410603	512903	1
2305	MAI	FRANZISKA	Teacher-Mathematics	Butler Middle School	$73,623.16	98412003	512903	1
2305	PAPPALARDO	CHRISTINA	Teacher-Mathematics	Butler Middle School	$83,063.24	98412003	512903	1
2305	SCOTT	MICHELLE	Teacher-Math-Science	Butler Middle School	$61,114.56	98412003	512903	1
2305	ALVES	VITOR	Teacher-Math-Science	Daley Middle School	$76,876.28	98512003	512903	1
2305	BRENNAN	KATHRYN	Teacher-Math-Science	Daley Middle School	$77,232.48	98510603	512903	1
2305	CLEMENTE	ADAM	Teacher-Math-Science	Daley Middle School	$83,875.48	98510603	512903	1
2305	JEPSON	RACHAEL	Teacher-Mathematics	Daley Middle School	$88,945.48	98512003	512903	1
2305	KULLBERG	CAITLIN	Teacher-Math-Science	Daley Middle School	$58,834.88	98510603	512903	1
2305	MARTIN	LINDSEY	Teacher-Mathematics	Daley Middle School	$49,010.00	98510603	512903	1
2305	NGUYEN	TODD	Teacher-Mathematics	Daley Middle School	$93,565.08	98512003	512903	1
2305	PRATO	DONNA	Teacher-Math-Science	Daley Middle School	$95,880.54	98510603	512903	1
2305	QUIROZ	CARLA	Teacher-Math-Science	Daley Middle School	$94,498.56	98510603	512903	1
2305	SCIACCA	PATRICIA	Teacher-Mathematics	Daley Middle School	$81,225.56	98512003	512903	1
2305	STANTON	ELIZABETH	Teacher-Math-Science	Daley Middle School	$87,749.48	98510606	512903	1
2305	TODD	JEFFREY	Teacher-Mathematics	Daley Middle School	$91,303.16	98512003	512903	1
2305	AHERN	JODI	Teacher-Mathematics	Lowell High School	$94,498.56	99012006	512903	1
2305	BATURIN	ANNA	Teacher-Mathematics	Lowell High School	$66,850.68	99012006	512903	1

These amounts reflect FY20 salaries as collective bargaining contracts end June 30, 2020.

DESE Function Code	LastName	FirstName	Job	School > Name	ASAL	Org	Object	FTE
2305	BELLEROSE	STEPHANIE	Teacher-Mathematics	Lowell High School	$64,577.24	99012006	512903	1
2305	BOLIANITES	CHARLES	Teacher-Mathematics	Lowell High School	$95,880.72	99012006	512903	1
2305	BOUTSELIS	BOPHA	Teacher-Mathematics	Lowell High School	$82,038.84	99012006	512903	1
2305	CHACE	LAURA	Teacher-Mathematics	Lowell High School	$86,180.12	99012006	512903	1
2305	CREEGAN	PAUL	Teacher-Mathematics	Lowell High School	$87,670.96	99012006	512903	1
2305	EARLEY	KRISTA	Teacher-Mathematics	Lowell High School	$99,131.76	99012006	512903	1
2305	FERREIRA	ADAM	Teacher-Mathematics	Lowell High School	$80,810.08	99012006	512903	1
2305	FERREIRA	LENA	Teacher-Mathematics	Lowell High School	$86,641.36	99012006	512903	1
2305	HARTY	KATHLEEN	Teacher-Mathematics	Lowell High School	$85,365.80	99012006	512903	1
2305	HEYWOSZ	THOMAS	Teacher-Mathematics	Lowell High School	$56,182.88	99012006	512903	1
2305	JARVIS	STEPHEN	Teacher-Mathematics	Lowell High School	$91,249.08	99012006	512903	1
2305	MCGEOWN	ELAINE	Teacher-Mathematics	Lowell High School	$94,498.56	99012006	512903	1
2305	MCQUAID	ELIZABETH	Teacher-Mathematics	Lowell High School	$58,834.88	99012006	512903	1
2305	MEYER	VIRGINIA	Teacher-Mathematics	Lowell High School	$96,816.20	99012006	512903	1
2305	MORASSE	PATRICK	Teacher-Mathematics	Lowell High School	$93,142.14	99012006	512903	1
2305	OEUR	THY	Teacher-Mathematics	Lowell High School	$93,565.16	99012006	512903	1
2305	O'NEIL	CHRISTOPHER	Teacher-Math-Science	Lowell High School	$83,063.24	99012006	512903	1
2305	PATTERSON	TIMOTHY	Teacher-Mathematics	Lowell High School	$92,196.00	99012006	512903	1
2305	PERKINS	JARED	Teacher-Mathematics	Lowell High School	$73,239.92	99012006	512903	1
2305	PHAM	ALEXANDER	Teacher-Mathematics	Lowell High School	$64,577.24	99012006	512903	1
2305	PLANTE	JOANN	Teacher-Mathematics	Lowell High School	$56,182.88	99012006	512903	1
2305	ROSSETTI	NICHOLAS	Teacher-Mathematics	Lowell High School	$62,300.16	99012006	512903	1
2305	SANTARPIO	KRISANNE	Teacher-Mathematics	Lowell High School	$96,816.20	99012006	512903	1
2305	SMULLIGAN	JOHN	Teacher-Mathematics	Lowell High School	$85,365.80	99012006	512903	1
2305	TRIPATHI	NEETI	Teacher-Mathematics	Lowell High School	$81,224.64	99012006	512903	1
2305	MCDONOUGH	GEOFFREY	Teacher-Mathematics	Morey Elementary School	$88,945.48	93012003	512903	1
2305	ALVES	HEIDI	Teacher-Math-Science	Pyne Arts Magnet School	$81,225.56	91813003	512903	1
2305	HEBERT	ERIN	Teacher-Math-Science	Pyne Arts Magnet School	$49,010.00	91810604	512903	1
2305	PANNETON	MAURA	Teacher-Math-Science	Pyne Arts Magnet School	$91,249.08	91810604	512903	1
2305	BUCKLEY	MARK	Teacher-Mathematics	Robinson Middle School	$81,225.56	98612003	512903	1
2305	CULLEN	GLENN	Teacher-Mathematics	Robinson Middle School	$83,063.24	98612003	512903	1
2305	HESLIN	JACKELYN	Teacher-Mathematics	Robinson Middle School	$70,859.88	98612003	512903	1
2305	KAPLAN	JULIETTE	Teacher-Math-Science	Robinson Middle School	$73,239.60	98610603	512903	1
2305	MACLEOD	CHRISTOPHER	Teacher-Mathematics	Robinson Middle School	$49,009.80	98612003	512903	1
2305	MANNING	JEFFREY	Teacher-Mathematics	Robinson Middle School	$73,239.92	98612003	512903	1
2305	MARSHALL	VIRGINIA	Teacher-Math-Science	Robinson Middle School	$94,498.56	98610603	512903	1
2305	OLSEN	HILARY	Teacher-Mathematics	Robinson Middle School	$84,803.16	98612003	512903	1
2305	RIDDELL	MARY	Teacher-Math-Science	Robinson Middle School	$96,816.30	98610603	512903	1
2305	SANTIAGO	HENRY	Teacher-Mathematics	Robinson Middle School	$55,647.48	98612003	512903	1
2305	VALASKATGIS	JOHN	Teacher-Mathematics	Robinson Middle School	$72,678.84	98612003	512903	1
2305	WU	YINGYING	Teacher-Mathematics	Robinson Middle School	$53,562.60	98612003	512903	1
2305	CAROLAN	ANNMARIE	Teacher-Math-Science	Rogers STEM Academy	$95,880.72	98710603	512903	1

These amounts reflect FY20 salaries as collective bargaining contracts end June 30, 2020.

DESE Function Code	LastName	FirstName	Job	School > Name	ASAL	Org	Object	FTE
2305	MCLAUGHLIN	ERINN	Teacher-Math-Science	Rogers STEM Academy	$62,300.16	98710603	512903	1
2305	MCLAUGHLIN	MICHAEL	Teacher-Math-Science	Rogers STEM Academy	$70,043.48	98710603	512903	1
2305	NUCEFORA	JESSICA	Teacher-Mathematics	Rogers STEM Academy	$85,365.80	98710603	512903	1
2305	SKREKAS	ELIZABETH	Teacher-Mathematics	Rogers STEM Academy	$78,509.60	98712003	512903	1
2305	WRIGHT	DENNISON	Teacher-Math-Science	Rogers STEM Academy	$60,199.88	98712003	512903	1
2305	WAYNE	JUDITH	Teacher-Math-Science	Shaughnessy Elementary School	$94,869.84	95010103	512903	1
2305	CARAVOULIAS	BRAD	Teacher-Mathematics	Stoklosa Middle School	$68,688.88	96012003	512903	1
2305	DUNBAR	MEGHAN	Teacher-Mathematics	Stoklosa Middle School	$86,641.36	96012003	512903	1
2305	JEWER	NANCY	Teacher-Mathematics	Stoklosa Middle School	$77,232.48	96012003	512903	1
2305	KOZA	JANET	Teacher-Mathematics	Stoklosa Middle School	$94,498.56	96010603	512903	1
2305	LAURO	AMY	Teacher-Mathematics	Stoklosa Middle School	$86,180.12	96012003	512903	1
2305	LIM	CHINSAN	Teacher-Mathematics	Stoklosa Middle School	$55,646.76	96012003	512903	1
2305	LIM	CHINSAN	Teacher-Mathematics	Stoklosa Middle School	$96,816.20	96012003	512903	1
2305	MORETTI	MICHAEL	Teacher-Mathematics	Stoklosa Middle School	$88,945.48	96012003	512903	1
2305	ROPER	CAM	Teacher-Mathematics	Stoklosa Middle School	$65,492.96	96012003	512903	1
2305	STELZER	HOWARD	Teacher-Mathematics	Stoklosa Middle School	$80,810.10	96010603	512903	1
2305	KINNEY	SHERIANNE	Teacher-Math-Science	Sullivan Middle School	$81,225.56	98810603	512903	1
2305	MAY	LAUREN	Teacher-Math-Science	Sullivan Middle School	$88,482.16	98810603	512903	1
2305	MCARDLE	NICHOLAS	Teacher-Mathematics	Sullivan Middle School	$55,646.76	98812003	512903	1
2305	O'DONOHUE	RAIGEN	Teacher-Mathematics	Sullivan Middle School	$73,239.92	98810603	512903	1
2305	PIZZANO	KYM	Teacher-Math-Science	Sullivan Middle School	$89,892.92	98810603	512903	1
2305	REYNOLDS	NANCY	Teacher-Math-Science	Sullivan Middle School	$99,131.76	98810603	512903	1
2305	TUBRIDY	SARAH	Teacher-Math-Science	Sullivan Middle School	$66,850.14	98810603	512903	1
2305	VALLIERE	KEITH	Teacher-Mathematics	Sullivan Middle School	$83,875.48	98812003	512903	1
2305	WILKEY	KELLY	Teacher-Mathematics	Sullivan Middle School	$55,646.76	98812003	512903	1
2305	O'NEIL	GREGORY	Teacher-Mathematics	The Career Academy	$78,509.60	92512004	512903	1
2305	COLE	KAREN	Teacher-Mathematics	Wang Middle School	$85,365.80	98912003	512903	1
2305	COLON	AMILA	Teacher-Mathematics	Wang Middle School	$83,063.24	98910603	512903	1
2305	GARABEDIAN	KATE	Teacher-Math-Science	Wang Middle School	$80,810.08	98910603	512903	1
2305	MACKENZIE	MARYLOU	Teacher-Mathematics	Wang Middle School	$92,196.00	98912003	512903	1
2305	MADDEN	ELIZABETH	Teacher-Mathematics	Wang Middle School	$90,798.24	98910603	512903	1
2305	MAGUIRE	JILLIAN	Teacher-Mathematics	Wang Middle School	$83,875.48	98912003	512903	1
2305	MCNEIL	ALANA	Teacher-Mathematics	Wang Middle School	$73,239.92	98912003	512903	1
2305	MERLINO	PAMELA	Teacher-Mathematics	Wang Middle School	$85,432.88	98910603	512903	1
2305	MIGLIORI	DORETTE	Teacher-Math-Science	Wang Middle School	$70,043.48	98910603	512903	1
2305	MOSLEY	CYNTHIA	Teacher-Mathematics	Wang Middle School	$86,179.80	98912003	512903	1
2305	MURPHY	ARIANNA	Teacher-Mathematics	Wang Middle School	$62,300.16	98912003	512903	1
2305	MCKELLAR	MARK	Teacher-Science	Bartlett Community Partnership	$77,232.48	98313003	512903	1
2305	BUDINGER	KATHERINE	Teacher-Science	BRIDGE Program	$77,232.48	99213003	512903	1
2305	CABRERA	ALEJANDRA	Teacher-Science	Butler Middle School	$56,182.88	98413003	512903	1
2305	JORDAN	EMILIA	Teacher-Science	Butler Middle School	$88,945.48	98413003	512903	1
2305	LEWIS	JASON	Teacher-Science	Daley Middle School	$85,365.80	98513003	512903	1

These amounts reflect FY20 salaries as collective bargaining contracts end June 30, 2020.

DESE Function Code	LastName	FirstName	Job	School > Name	ASAL	Org	Object	FTE
2305	SANBORN	KELLY	Teacher-Science	Daley Middle School	$85,365.80	98513003	512903	1
2305	SHEA	MARISA	Teacher-Science	Daley Middle School	$62,300.16	98513003	512903	1
2305	ADAMS	PATRICIA	Teacher-Science	Lowell High School	$94,498.56	99013006	512903	1
2305	ASA	MARISSA	Teacher-Science	Lowell High School	$58,834.88	99013006	512903	1
2305	DOMINGUEZ	ESTEBAN	Teacher-Science	Lowell High School	$96,816.20	99013006	512903	1
2305	DOYLE	KRISTINE	Teacher-Science	Lowell High School	$70,043.48	99013006	512903	1
2305	DUNHAM	KEVIN	Teacher-Science	Lowell High School	$90,573.60	99013006	512903	1
2305	EDDY	BARBARA	Teacher-Science	Lowell High School	$91,249.08	99013006	512903	1
2305	GANNON	TAYLOR	Teacher-Science	Lowell High School	$51,630.28	99013006	512903	1
2305	GLASHEEN	SEAN	Teacher-Science	Lowell High School	$58,834.88	99013006	512903	1
2305	JUMPER	WILLIAM	Teacher-Science	Lowell High School	$95,445.48	99013006	512903	1
2305	LUONG-BRIDGELAND	VAN	Teacher-Science	Lowell High School	$83,117.32	99013006	512903	1
2305	LUTZ	NICHOLAS	Teacher-Science	Lowell High School	$56,182.88	99013006	512903	1
2305	MCANANEY	KILLIAN	Teacher-Science	Lowell High School	$85,365.80	99013006	512903	1
2305	MONTEMURRO	ALISON	Teacher-Science	Lowell High School	$83,063.24	99013006	512903	1
2305	PAREDES	ALICIA	Teacher-Science	Lowell High School	$66,850.68	99013006	512903	1
2305	RASMUSSEN	ROBERT	Teacher-Science	Lowell High School	$97,750.12	99013006	512903	1
2305	SAINT-LOUIS	RALPH	Teacher-Science	Lowell High School	$56,182.98	99013006	512903	1
2305	SILVERBERG	JASON	Teacher-Science	Lowell High School	$81,225.56	99013006	512903	1
2305	SINHA	JAYA	Teacher-Science	Lowell High School	$83,063.40	99013006	512903	1
2305	SPENCER	JUSTIN	Teacher-Science	Lowell High School	$85,365.80	99013006	512903	1
2305	STEINBERG	EMILY	Teacher-Science	Lowell High School	$88,482.16	99013006	512903	1
2305	URBAN	KAITLIN	Teacher-Science	Lowell High School	$88,053.84	99013006	512903	1
2305	VERZONE	SALLY	Teacher-Science	Lowell High School	$91,248.36	99013006	512903	1
2305	VILCANS	MEGAN	Teacher-Science	Lowell High School	$70,429.32	99013006	512903	1
2305	WOODWARD	ANNE	Teacher-Science	Lowell High School	$100,066.20	99013006	512903	1
2305	KOLIFRATH	ERIC	Teacher-Science	Pyne Arts Magnet School	$73,623.16	91810604	512903	1
2305	BULL	NICHOLAS	Teacher-Science	Robinson Middle School	$53,562.60	98610603	512903	1
2305	THOMAS	CHRISTINE	Teacher-Science	Robinson Middle School	$70,043.48	98613003	512903	1
2305	MCPHILLIPS	PAULA	Teacher-Science	Rogers STEM Academy	$88,482.16	98710603	512903	1
2305	CARPENTER	ANN	Teacher-Science	Stoklosa Middle School	$92,196.00	96013006	512903	1
2305	COX	REBECCA	Teacher-Science	Stoklosa Middle School	$94,498.56	96013006	512903	1
2305	MACLEOD	KIRSTEN	Teacher-Science	Stoklosa Middle School	$88,482.16	96013006	512903	1
2305	GRAZIANI	NANCY	Teacher-Science	Sullivan Middle School	$62,300.16	98810603	512903	1
2305	NIELSEN	ERIN	Teacher-Science	Sullivan Middle School	$72,678.84	98813003	512903	1
2305	PRENTICE	HYACINTH	Teacher-Science	Sullivan Middle School	$94,498.56	98813003	512903	1
2305	RENAUD	PAULA	Teacher-Science	Sullivan Middle School	$60,199.88	98813003	512903	1
2305	CHANDLER-PETROVICK	BERNICE	Teacher-Science	The Career Academy	$82,038.84	92513003	512903	1
2305	ERB	CHRISTINE	Teacher-Science	The Career Academy	$83,877.36	92513003	512903	1
2305	DEAN	KAYLA	Teacher-Science	Wang Middle School	$68,688.88	98913003	512903	1
2305	KING	JOHN	Teacher-Science	Wang Middle School	$89,986.52	98910603	512903	1
2305	POTTER	SCOTT	Teacher-Science	Wang Middle School	$74,955.92	98913003	512903	1

These amounts reflect FY20 salaries as collective bargaining contracts end June 30, 2020.

DESE Function Code	LastName	FirstName	Job	School > Name	ASAL	Org	Object	FTE
2305	THEBERGE	DAWN	Teacher-Science	Wang Middle School	$88,945.48	98910603	512903	1
2305	CANTY	BRENDAN	Teacher-Social Studies	Bartlett Community Partnership	$62,300.16	98310603	512903	1
2305	FOSS	CARL	Teacher-Social Studies	Bartlett Community Partnership	$70,043.48	98313103	512903	1
2305	KEEGAN	JAMES	Teacher-Social Studies	BRIDGE Program	$63,389.04	99213103	512903	1
2305	KING	AARON	Teacher-Social Studies	Butler Middle School	$55,646.76	98411503	512903	1
2305	PICKETT	MICHAEL	Teacher-Social Studies	Butler Middle School	$77,232.48	98413103	512903	1
2305	COUTU	CHRIS	Teacher-Social Studies	Daley Middle School	$62,300.16	98513103	512903	1
2305	MIRANDA	KAREN	Teacher-Social Studies	Daley Middle School	$80,814.76	98513103	512903	1
2305	POPAS	AVA	Teacher-Social Studies	Daley Middle School	$93,565.16	98513103	512903	1
2305	BIENVENUE	ANN	Teacher-Social Studies	Lowell High School	$91,249.08	99013106	512903	1
2305	BURNS	JENNIFER	Teacher-Social Studies	Lowell High School	$63,776.16	99013106	512903	1
2305	CALLAHAN	JAMES	Teacher-Social Studies	Lowell High School	$92,196.00	99013106	512903	1
2305	CAREY	JENNIFER	Teacher-Social Studies	Lowell High School	$96,816.20	99013106	512903	1
2305	CASEY	DAVID	Teacher-Social Studies	Lowell High School	$85,365.80	99013106	512903	1
2305	COLLOCA	LISA	Teacher-Social Studies	Lowell High School	$94,498.56	99013106	512903	1
2305	COMEAU	PHILIP	Teacher-Social Studies	Lowell High School	$90,798.24	99013106	512903	1
2305	CROWE	MICHAEL	Teacher-Social Studies	Lowell High School	$87,670.96	99013106	512903	1
2305	DURBROW	HEATHER	Teacher-Social Studies	Lowell High School	$70,043.48	99013106	512903	1
2305	FILLMORE	ROBERTA	Teacher-Social Studies	Lowell High School	$87,670.96	99013106	512903	1
2305	GALLAGHER	GLEN	Teacher-Social Studies	Lowell High School	$84,803.16	99013106	512903	1
2305	HANLON	DANIEL	Teacher-Social Studies	Lowell High School	$90,798.24	99013106	512903	1
2305	JARACZ	EDWARD	Teacher-Social Studies	Lowell High School	$85,365.80	99013106	512903	1
2305	JUSSAUME	JOSEPH	Teacher-Social Studies	Lowell High School	$95,445.48	99013106	512903	1
2305	KEEFE	RYAN	Teacher-Social Studies	Lowell High School	$83,875.48	99013106	512903	1
2305	KRAFT	NATHANIEL	Teacher-Social Studies	Lowell High School	$76,817.00	99013106	512903	1
2305	MCCABE	JAMES	Teacher-Social Studies	Lowell High School	$94,498.56	99013106	512903	1
2305	MORALES	KERRI	Teacher-Social Studies	Lowell High School	$80,814.76	99013106	512903	1
2305	MURPHY	DANIEL	Teacher-Social Studies	Lowell High School	$80,814.76	99013106	512903	1
2305	PIGEON	KARA	Teacher-Social Studies	Lowell High School	$92,196.00	99013106	512903	1
2305	RIVARD	MEGAN	Teacher-Social Studies	Lowell High School	$53,562.60	99013106	512903	1
2305	SELVAGGIO	CHRISTOPHER	Teacher-Social Studies	Lowell High School	$99,131.76	99013106	512903	1
2305	SZECSKAS	STEPHEN	Teacher-Social Studies	Lowell High School	$88,945.48	99013106	512903	1
2305	TZELIAS	GEORGE	Teacher-Social Studies	Lowell High School	$78,442.52	99013106	512903	1
2305	NEAGLE	MICHAEL	Teacher-Social Studies	Pyne Arts Magnet School	$89,893.86	91813103	512903	1
2305	DESROSIERS	CARSON	Teacher-Social Studies	Robinson Middle School	$49,009.80	98610609	512903	1
2305	RICHARDS	PAMELA	Teacher-Social Studies	Robinson Middle School	$91,249.08	98613103	512903	1
2305	SOTO	RAFAEL	Teacher-Social Studies	Robinson Middle School	$97,749.54	98610609	512903	1
2305	CHAPUT	ESTELLE	Teacher-Social Studies	Stoklosa Middle School	$87,670.96	96013106	512903	1
2305	DOLLIVER	KYLE	Teacher-Social Studies	Stoklosa Middle School	$65,492.96	96013106	512903	1
2305	DUGGAN	BRYAN	Teacher-Social Studies	Stoklosa Middle School	$77,232.48	96013106	512903	1
2305	SKREKAS	GEORGIA	Teacher-Social Studies	Stoklosa Middle School	$89,986.68	96010603	512903	1
2305	DASILVA	ANABELA	Teacher-Social Studies	Sullivan Middle School	$93,565.16	98813103	512903	1

These amounts reflect FY20 salaries as collective bargaining contracts end June 30, 2020.

DESE Function Code	LastName	FirstName	Job	School > Name	ASAL	Org	Object	FTE
2305	MITRANO	MARYSA	Teacher-Social Studies	Sullivan Middle School	$60,199.88	98813103	512903	1
2305	PURCELL	DANIEL	Teacher-Social Studies	Sullivan Middle School	$70,043.48	98810603	512903	1
2305	SMITH	PATRICIA	Teacher-Social Studies	Sullivan Middle School	$83,063.24	98811503	512903	1
2305	HARTIGAN	JENNIFER	Teacher-Social Studies	The Career Academy	$83,117.32	92513103	512903	1
2305	CLARK	KATHRYN	Teacher-Social Studies	Wang Middle School	$93,565.16	98913103	512903	1
2305	KUZARA	ALISON	Teacher-Social Studies	Wang Middle School	$60,199.88	98913103	512903	1
2305	PALMER	MATTHEW	Teacher-Social Studies	Wang Middle School	$87,313.20	98913103	512903	1
2305	CULLINAN	DARCY	Teacher-English	BRIDGE Program	$78,045.24	99211503	512903	1
2305	PLUNKETT	JOHN	Teacher-English	BRIDGE Program	$72,678.84	99211503	512903	1
2305	APOSTOLOS	ELENA	Teacher-English	Lowell High School	$89,892.92	99011506	512903	1
2305	BAUER	KENDRA	Teacher-English	Lowell High School	$92,196.00	99011506	512903	1
2305	BEAUCHESNE	BRIGITTE	Teacher-English	Lowell High School	$91,249.08	99011506	512903	1
2305	BERARD	DARRIN	Teacher-English	Lowell High School	$85,365.80	99011506	512903	1
2305	DUBE	KATIE	Teacher-English	Lowell High School	$85,365.80	99011506	512903	1
2305	FRANCOEUR	PAUL	Teacher-English	Lowell High School	$94,869.84	99011506	512903	1
2305	GABOR	TRICIA	Teacher-English	Lowell High School	$86,641.36	99011506	512903	1
2305	GIORDANO	ANTHONY	Teacher-English	Lowell High School	$83,063.24	99011506	512903	1
2305	HOFFMAN	JACQUELINE	Teacher-English	Lowell High School	$70,429.32	99011506	512903	1
2305	KEEFE	KATHLEEN	Teacher-English	Lowell High School	$86,641.36	99011506	512903	1
2305	KEEFE	MARK	Teacher-English	Lowell High School	$85,365.80	99011506	512903	1
2305	LABONTE	AUBREY	Teacher-English	Lowell High School	$56,182.88	99011506	512903	1
2305	LAUGHLIN	BRYANNA	Teacher-English	Lowell High School	$58,834.88	99011506	512903	1
2305	MARTINEZ	MEGAN	Teacher-English	Lowell High School	$86,180.12	99011506	512903	1
2305	MORIARTY	MAGGIE	Teacher-English	Lowell High School	$78,045.24	99011506	512903	1
2305	MURPHY	NANCY	Teacher-English	Lowell High School	$96,816.20	99011506	512903	1
2305	NORTHRUP	WILLIAM	Teacher-English	Lowell High School	$85,365.80	99011506	512903	1
2305	PAOLILLO	KRISTY	Teacher-English	Lowell High School	$87,670.96	99011506	512903	1
2305	PASTRICK	JOHN	Teacher-English	Lowell High School	$85,365.80	99011506	512903	1
2305	RILEY	SUZANNE	Teacher-English	Lowell High School	$86,180.12	99011506	512903	1
2305	RZEPALA	MARTHA	Teacher-English	Lowell High School	$83,063.24	99011506	512903	1
2305	SCHULTZ	KRISTEN	Teacher-English	Lowell High School	$83,063.24	99011506	512903	1
2305	STANFORD	DEANNA	Teacher-English	Lowell High School	$95,445.48	99011506	512903	1
2305	SURETTE	DEVAN	Teacher-English	Lowell High School	$73,239.92	99011506	512903	1
2305	TESINI	MEGHAN	Teacher-English	Lowell High School	$77,232.48	99011506	512903	1
2305	VOLANTE	KRISTIE	Teacher-English	Lowell High School	$83,875.48	99011506	512903	1
2305	WHITE	LYNDSAY	Teacher-English	Lowell High School	$73,239.92	99011506	512903	1
2305	WILLIAMS	PATRICIA	Teacher-English	Lowell High School	$70,859.88	99011506	512903	1
2305	BELL	COURTNEY	Teacher-English	The Career Academy	$70,043.48	92510109	512903	1
2305	HICKEY	CHRISTOPHER	Teacher-English	The Career Academy	$85,365.80	92511504	512903	1
2305	MCDONOUGH	GREGORY	Teacher-English	The Career Academy	$85,365.80	92511504	512903	1
2305	DECARVALHO	DIVA	Teacher-Foreign Lang Span	Lowell High School	$60,199.88	99011606	512903	1
2305	RODRIGUEZ	HECTOR	Teacher-Foreign Lang Span	Lowell High School	$65,492.96	99011606	512903	1

These amounts reflect FY20 salaries as collective bargaining contracts end June 30, 2020.

DESE Function Code	LastName	FirstName	Job	School > Name	ASAL	Org	Object	FTE
2305	AMEDURI	JEANNINE	Teacher-Foreign Language	Lowell High School	$81,224.64	99011606	512903	1
2305	AMEZQUITA	YARALIZ	Teacher-Foreign Language	Lowell High School	$77,232.48	99011606	512903	1
2305	ARHUIDESE	RAPHAEL	Teacher-Foreign Language	Lowell High School	$84,803.16	99011606	512903	1
2305	BLOOD THOM	SHERLEY	Teacher-Foreign Language	Lowell High School	$76,876.28	99011606	512903	1
2305	BOOTS-EBENFIELD	ROBIN	Teacher-Foreign Language	Lowell High School	$93,565.16	99011606	512903	1
2305	DELGADO	AMARILIS	Teacher-Foreign Language	Lowell High School	$85,365.80	99011606	512903	1
2305	DURKIN	KATHLEEN	Teacher-Foreign Language	Lowell High School	$90,798.24	99011606	512903	1
2305	DYSON	MARYANN	Teacher-Foreign Language	Lowell High School	$85,432.88	99011606	512903	1
2305	FERNSTEN	MARCIA	Teacher-Foreign Language	Lowell High School	$49,010.00	99011606	512903	1
2305	HOR	MENG	Teacher-Foreign Language	Lowell High School	$86,180.12	99011606	512903	1
2305	KHO	TARARITH	Teacher-Foreign Language	Lowell High School	$56,182.88	99011606	512903	1
2305	POPESCU	DORIAN	Teacher-Foreign Language	Lowell High School	$80,070.12	99011606	512903	1
2305	PRAK	CHENDA	Teacher-Foreign Language	Lowell High School	$78,509.60	99011606	512903	1
2305	QUILES	RAFAEL	Teacher-Foreign Language	Lowell High School	$83,063.24	99011606	512903	1
2305	SMITH	ERICA	Teacher-Foreign Language	Lowell High School	$88,482.16	99011606	512903	1
2305	FERRI	STEVEN	Teacher-Business Ed	Lowell High School	$88,945.48	99012706	512903	1
2305	MCCABE	MICHAEL	Teacher-Business Ed	Lowell High School	$87,670.96	99012706	512903	1
2305	TAYLOR	JACQUELINE	Teacher-Business Ed	Lowell High School	$94,498.56	99012706	512903	1
2305	TAYLOR	JILL	Teacher-Business Ed	Lowell High School	$96,816.20	99012706	512903	1
2305	TAYLOR	WAYNE	Teacher-Business Ed	Lowell High School	$70,429.32	99012706	512903	1
2305	FRANCOEUR	PAUL	Teacher Suspension In House	Lowell High School	$84,062.16	99028004	512903	1
2305	ANASTOPOULOS	MARK	Teacher-Art	Bailey Elementary School	$90,798.24	90211003	512903	1
2305	PIEKOS	DENISE	Teacher-Art	Bartlett Community Partnership	$80,814.76	98311003	512903	1
2305	MORRISON	MARY	Teacher-Art	BRIDGE Program	$36,619.96	99237070	512903	1
2305	BALLERINI	KATHLEEN	Teacher-Art	Butler Middle School	$81,225.56	98411003	512903	1
2305	SODRE	STEPHANIE	Teacher-Art	Daley Middle School	$83,875.48	98511003	512903	1
2305	MORRISON	AMBER	Teacher-Art	Greenhalge Elementary School	$49,009.80	91511003	512903	1
2305	HUMPHREY	TARA	Teacher-Art	Leblanc Therapeutic Day School	$63,389.04	90111003	512903	1
2305	POLLARD	PATRICK	Teacher-Art	Lincoln Elementary School	$85,365.80	92011003	512903	1
2305	FADNESS	PETER	Teacher-Art	Lowell High School	$59,760.48	99011006	512903	1
2305	MAGNUS	MARTA	Teacher-Art	Lowell High School	$83,875.48	99011006	512903	1
2305	O'LEARY	M. FAYE	Teacher-Art	Lowell High School	$92,196.00	99011006	512903	1
2305	SHERIDAN	KATHLEEN	Teacher-Art	Lowell High School	$96,816.20	99011006	512903	1
2305	DIXON	CHRISTINA	Teacher-Art	McAuliffe Elementary School	$92,196.00	97511003	512903	1
2305	BURGESS-MACINTOSH	KATE	Teacher-Art	McAvinnue Elementary School	$70,219.24	91211003	512903	1
2305	FALLON	COURTNEY	Teacher-Art	Moody Elementary School	$83,063.24	92711003	512903	1
2305	LAWRENCE	KAITLYN	Teacher-Art	Morey Elementary School	$83,875.48	93011003	512903	1
2305	PINTZOPOULOS	JULIA	Teacher-Art	Murkland Elementary School	$81,225.56	98011003	512903	1
2305	AMLASHI	ANNA	Teacher-Art	Pawtucketville Memorial Elementary School	$70,043.48	93611003	512903	1
2305	MILLER	JACQUELINE	Teacher-Art	Pyne Arts Magnet School	$93,565.08	91811003	512903	1
2305	SAYER	MAUREEN	Teacher-Art	Reilly Elementary School	$96,816.20	94011003	512903	1
2305	BOLES	JONATHAN	Teacher-Art	Robinson Middle School	$58,834.88	98611003	512903	1

These amounts reflect FY20 salaries as collective bargaining contracts end June 30, 2020.

DESE Function Code	LastName	FirstName	Job	School > Name	ASAL	Org	Object	FTE
2305	DALTON	MICHELLE	Teacher-Art	Rogers STEM Academy	$51,630.18	98711003	512903	1
2305	PEN	SETHEYNY	Teacher-Art	Rogers STEM Academy	$68,688.88	98711003	512903	1
2305	LYSZ	NANCY	Teacher-Art	Shaughnessy Elementary School	$90,316.38	95011003	512903	1
2305	BARKER	LYNNE	Teacher-Art	Stoklosa Middle School	$83,875.48	96011004	512903	1
2305	GIRAFFO	NICOLE	Teacher-Art	Stoklosa Middle School	$81,225.56	96011004	512903	1
2305	PLONA	LAURA	Teacher-Art	Sullivan Middle School	$58,834.88	98810603	512903	1
2305	SMITH	MICHAEL	Teacher-Art	Sullivan Middle School	$85,432.88	98811003	512903	1
2305	BRENNAN	BRITTANY	Teacher-Art	Wang Middle School	$57,922.28	98911003	512903	1
2305	FIDRYCH	MARIE	Teacher-Art	Wang Middle School	$74,049.56	98911003	512903	1
2305	MACPHAIL	LESLIE	Teacher-Art	Washington Elementary School	$96,816.20	95511003	512903	1
2305	ANTOLINI	SUSAN	Teacher-Music	Bailey Elementary School	$68,688.88	90212803	512903	1
2305	CRAWFORD	RACHEL	Teacher-Music	Bartlett Community Partnership	$83,063.24	98312803	512903	1
2305	FUGARINO	JOHN	Teacher-Music	Butler Middle School	$87,670.96	98412803	512903	1
2305	JUSSAUME	PATRICIA	Teacher-Music	Butler Middle School	$0.00	98412803	512903	1
2305	CHAN-LAM	KARRIE	Teacher-Music	Daley Middle School	$98,440.68	98512803	512903	1
2305	SQUEGLIA	CHERYL	Teacher-Music	Greenhalge Elementary School	$99,131.76	91512803	512903	1
2305	RETALLACK	GARTH	Teacher-Music	Laura Lee Therapeutic Day School	$55,646.76	90112803	512903	1
2305	BREEN	OLIVIA	Teacher-Music	Lincoln Elementary School	$72,678.84	92012803	512903	1
2305	LUTZ	JAMES	Teacher-Music	Lowell High School	$86,641.36	99012806	512903	1
2305	WINSLOW	MICHAEL	Teacher-Music	Lowell High School	$80,814.76	99012806	512903	1
2305	ILLESCAS	KELLY	Teacher-Music	McAuliffe Elementary School	$77,232.48	97512803	512903	1
2305	TOWER	KIMBERLY	Teacher-Music	McAvinnue Elementary School	$78,045.24	91212803	512903	1
2305	COWART	VALERIE	Teacher-Music	Moody Elementary School	$100,066.20	92712803	512903	1
2305	SHETLER	MARY	Teacher-Music	Morey Elementary School	$91,249.08	93012803	512903	1
2305	MCLAUGHLIN	RITA	Teacher-Music	Murkland Elementary School	$93,565.16	98012803	512903	1
2305	KNIGHT	JESSICA	Teacher-Music	Pawtucketville Memorial Elementary School	$73,239.92	93612803	512903	1
2305	JONES	WILLIE	Teacher-Music	Pyne Arts Magnet School	$58,834.88	91812803	512903	1
2305	COTTRELL	KATHERINE	Teacher-Music	Reilly Elementary School	$76,670.36	94012803	512903	1
2305	DESCOTEAUX	SAMUEL	Teacher-Music	Robinson Middle School	$58,834.88	98612803	512903	1
2305	GARRY-DURAND	CATHLEEN	Teacher-Music	Rogers STEM Academy	$94,498.56	98712803	512903	1
2305	GRENIER	DAVID	Teacher-Music	Rogers STEM Academy	$86,179.80	98712803	512903	1
2305	MCDERMOTT	ERIN	Teacher-Music	Shaughnessy Elementary School	$66,850.68	95012803	512903	1
2305	JOHNSTON	CYNTHIA	Teacher-Music	Stoklosa Middle School	$81,225.56	96012806	512903	1
2305	WARNICK	STEPHEN	Teacher-Music	Stoklosa Middle School	$96,816.20	96012806	512903	1
2305	DEMARTINO	JENNA	Teacher-Music	Sullivan Middle School	$55,647.48	98812803	512903	1
2305	GRADY	KELLIANNE	Teacher-Music	Wang Middle School	$82,038.84	98912803	512903	1
2305	NEARY	PATRICIA	Teacher-Music	Wang Middle School	$87,749.48	98912803	512903	1
2305	KATZ	LAURA	Teacher-Music	Washington Elementary School	$82,038.84	95512803	512903	1
2305	BUCKLEY	ERIC	Teacher-Instrumental Music	Sullivan Middle School	$87,670.96	99312805	512903	1
2305	KEEFE	DAVID	Teacher-Instrumental Music	Butler Middle School	$87,749.48	99312805	512903	1
2305	KORAJCZYK	JOHN	Teacher-Instrumental Music	Daley Middle School	$89,986.52	99312805	512903	1
2305	BRETON	CAROLYN	Teacher-Dance	Lowell High School	$61,013.68	99013403	512903	1

These amounts reflect FY20 salaries as collective bargaining contracts end June 30, 2020.

DESE Function Code	LastName	FirstName	Job	School > Name	ASAL	Org	Object	FTE
2305	MCHUGH	HEATHER	Teacher-Dance	Lowell High School	$68,688.88	99013403	512903	1
2305	SHEEHAN	ROSE	Teacher-Dance	Lowell High School	$86,641.80	99013403	512903	1
2305	ROSE	STEVEN	Teacher-Drama	Pyne Arts Magnet School	$89,986.52	91813303	512903	1
2305	COTE	KATHLEEN	Teacher-Cont Lang & Literacy	Bailey Elementary School	$78,509.60	90212903	512903	1
2305	LUCAS	LAUREN	Teacher-Cont Lang & Literacy	Bartlett Community Partnership	$83,875.48	98312903	512903	1
2305	HARLAND	MICHELLE	Teacher-Cont Lang & Literacy	Lincoln Elementary School	$89,892.92	92012903	512903	1
2305	MARKEY	JESSICA	Teacher-Cont Lang & Literacy	McAuliffe Elementary School	$86,180.12	97512903	512903	1
2305	WOOSTER	CHARLENE	Teacher-Cont Lang & Literacy	McAvinnue Elementary School	$85,365.80	91212903	512903	1
2305	GILL	LINDSEY	Teacher-Cont Lang & Literacy	Moody Elementary School	$66,850.68	92712903	512903	1
2305	DOHERTY	SHEILA	Teacher-Cont Lang & Literacy	Morey Elementary School	$51,630.18	93012903	512903	1
2305	DESMARAIS	ROXANNE	Teacher-Cont Lang & Literacy	Murkland Elementary School	$86,641.36	98012903	512903	1
2305	CHAHINE	FADIA	Teacher-Cont Lang & Literacy	Pawtucketville Memorial Elementary School	$56,182.98	93612903	512903	1
2305	BRADLEY	KIMBERLY	Teacher-Cont Lang & Literacy	Pyne Arts Magnet School	$88,055.76	91812903	512903	1
2305	ELLIOTT CARBONNEAU	CAROLYN	Teacher-Cont Lang & Literacy	Reilly Elementary School	$83,063.24	94012903	512903	1
2305	MANISCALCO	LISA	Teacher-Cont Lang & Literacy	Shaughnessy Elementary School	$67,662.92	95012903	512903	1
2305	MYERS	PATRICIA	Teacher-Cont Lang & Literacy	Teaching & Learning	$99,131.76	93012903	512903	1
2305	COMTOIS	MARCIE	Teacher-Cont Lang & Literacy	Washington Elementary School	$89,892.92	95512903	512903	1
2305	WATTERSON	TERENCE	Teacher-Techology Ed	Daley Middle School	$90,798.24	98511903	512903	1
2305	JOY	KEVIN	Teacher-Techology Ed	Pyne Arts Magnet School	$85,432.88	91811903	512903	1
2305	HAAS	KARA	Teacher-ITS (Computers)	Bartlett Community Partnership	$85,365.80	98311203	512903	1
2305	CAMPBELL	MICHAELAGH	Teacher-ITS (Computers)	Daley Middle School	$88,945.48	98511203	512903	1
2352	PIRES	MALINDA	Teacher-ITS (Computers)	Lowell High School	$93,409.16	99311203	512112	1
2305	WOOD	MARY	Teacher-ITS (Computers)	Pyne Arts Magnet School	$86,641.36	91811203	512903	1
2305	SHEEHY	ANNE	Teacher-ITS (Computers)	Rogers STEM Academy	$94,499.16	98711203	512903	1
2305	MCMANMON	MELANIE	Teacher-Physical Ed	Bailey Elementary School	$86,180.12	90212603	512903	1
2305	PIGEON	KENNETH	Teacher-Physical Ed	Bartlett Community Partnership	$83,875.48	98312603	512903	1
2305	BOYLE	SCOTT	Teacher-Physical Ed	Butler Middle School	$91,248.36	98412603	512903	1
2305	POLAK	STEPHANIE	Teacher-Health	Butler Middle School	$70,962.32	98410603	512903	1
2305	WARDYGA	LISA	Teacher-Physical Ed	Butler Middle School	$74,049.56	98412603	512903	1
2305	BULLOCK	RANDALL	Teacher-Physical Ed	Daley Middle School	$85,432.88	98512603	512903	1
2305	GOLAS	CLAIRE	Teacher-Health	Daley Middle School	$99,131.76	98512603	512903	1
2305	LANDRY	MEGAN	Teacher-Physical Ed	Daley Middle School	$83,875.48	98512603	512903	1
2305	OUELLET	KEVIN	Teacher-Physical Ed	Greenhalge Elementary School	$85,365.80	91512603	512903	1
2305	WILSON	SARAH	Teacher-Physical Ed	Laura Lee Therapeutic Day School	$49,010.00	92512603	512903	1
2305	GUTHRIE	MARIKAY	Teacher-Physical Ed	Lincoln Elementary School	$99,131.76	92012603	512903	1
2305	BARRY	BRIAN	Teacher-Physical Ed	Lowell High School	$89,892.92	99012606	512903	1
2305	CONNELLY	NANCY	Teacher-Health	Lowell High School	$88,482.16	99012606	512903	1
2305	DONAHUE	WILLIAM	Teacher-Physical Ed	Lowell High School	$80,814.76	99012606	512903	1
2305	FARLEY	MICHAEL	Teacher-Health	Lowell High School	$62,300.16	99012606	512903	1
2305	GRAHAM	DANIEL	Teacher-Physical Ed	Lowell High School	$85,365.80	99012606	512903	1
2305	HEITZMAN	TIMOTHY	Teacher-Health	Lowell High School	$85,432.88	99012606	512903	1
2305	HILL	NANCY	Teacher-Physical Ed	Lowell High School	$87,670.38	99012606	512903	1

These amounts reflect FY20 salaries as collective bargaining contracts end June 30, 2020.

DESE Function Code	LastName	FirstName	Job	School > Name	ASAL	Org	Object	FTE
2305	KEEGAN	KRISTINA	Teacher-Physical Ed	Lowell High School	$81,225.56	99012606	512903	1
2305	MCCARTHY	PAUL	Teacher-Physical Ed	Lowell High School	$92,303.12	99012606	512903	1
2305	MCCARTY	SHAUN	Teacher-Physical Ed	Lowell High School	$94,498.56	99012606	512903	1
2305	MELLONAKOS	JOHN	Teacher-Health	Lowell High School	$93,114.32	99012606	512903	1
2305	NARDONI	KATHERINE	Teacher-Health	Lowell High School	$89,986.52	99012606	512903	1
2305	O'CONNOR	DENISE	Teacher-Health	Lowell High School	$89,986.52	99012606	512903	1
2305	OTERO	MEARA	Teacher-Physical Ed	Lowell High School	$89,892.92	99012606	512903	1
2305	OUELLET	SCOTT	Teacher-Physical Ed	Lowell High School	$94,498.56	99012606	512903	1
2305	SWENSON	KYLE	Teacher-Health	Lowell High School	$55,646.76	99013006	512903	1
2305	WINWARD	MARA	Teacher-Health	Lowell High School	$77,232.48	99013006	512903	1
2305	SHANAHAN	DANIEL	Teacher-Physical Ed	McAuliffe Elementary School	$81,225.56	97512603	512903	1
2305	HALL	KERRY	Teacher-Physical Ed	McAvinnue Elementary School	$82,038.84	91212603	512903	1
2305	NETISHEN	ELLEN	Teacher-Physical Ed	Moody Elementary School	$93,565.08	92712603	512903	1
2305	CROWLEY	CHRISTOPHER	Teacher-Physical Ed	Morey Elementary School	$87,670.96	93012603	512903	1
2305	FENDELL	BRIAN	Teacher-Physical Ed	Murkland Elementary School	$74,049.56	98012603	512903	1
2305	CASEY	SEAN	Teacher-Physical Ed	Pawtucketville Memorial Elementary School	$83,875.48	93612603	512903	1
2305	ROMANOWSKY	NICHOLAS	Teacher-Physical Ed	Pyne Arts Magnet School	$57,922.28	91812603	512903	1
2305	SULLIVAN	BRIAN	Teacher-Physical Ed	Reilly Elementary School	$73,623.16	94012603	512903	1
2305	CROWLEY	MICHAEL	Teacher-Physical Ed	Robinson Middle School	$93,565.16	98612603	512903	1
2305	LOPEZ	ANDRES	Teacher-Health	Robinson Middle School	$70,043.48	98612603	512903	1
2305	SARGENT	DANIEL	Teacher-Physical Ed	Robinson Middle School	$81,225.56	98612603	512903	1
2305	FARLEY	THOMAS	Teacher-Physical Ed	Rogers STEM Academy	$91,249.08	98712603	512903	1
2305	NOBREGA	JESSICA	Teacher-Physical Ed	Rogers STEM Academy	$96,816.30	98712603	512903	1
2305	ROGERS	SEAN	Teacher-Physical Ed	Shaughnessy Elementary School	$85,432.88	95012603	512903	1
2305	FLABOURIS	SOPHIA	Teacher-Physical Ed	Stoklosa Middle School	$81,225.56	96012606	512903	1
2305	RURAK	MARK	Teacher-Physical Ed	Stoklosa Middle School	$85,365.80	96012606	512903	1
2305	FARLEY	AMANDA	Teacher-Health	Sullivan Middle School	$73,679.84	98810603	512903	1
2305	SHEEHAN	KEVIN	Teacher-Physical Ed	Sullivan Middle School	$91,249.08	98812603	512903	1
2305	TARINI	JENNIFER	Teacher-Physical Ed	Sullivan Middle School	$94,498.56	98812603	512903	1
2305	KATTAR	LISA	Teacher-Physical Ed	Wang Middle School	$88,482.66	98912603	512903	1
2305	MAHONEY	JOHN	Teacher-Physical Ed	Wang Middle School	$85,432.88	98912603	512903	1
2305	WILLIAMS	ERIN	Teacher-Health	Wang Middle School	$57,922.28	98912603	512903	1
2305	ZANANIRI	NABEEL	Teacher-Physical Ed	Washington Elementary School	$87,749.48	95512603	512903	1
2305	BETTENCOURT	CASEY	Teacher-Special Ed	Adie Day School	$70,043.48	95410106	512903	1
2305	BRUNELLE	BRYAN	Teacher-Special Ed	Adie Day School	$60,199.88	95410106	512903	1
2305	DEMOS	SARAH	Teacher-Special Ed	Adie Day School	$49,010.00	95410106	512903	1
2305	DYMENT	KELLY	Teacher-Special Ed	Adie Day School	$49,010.00	95410106	512903	1
2305	GEARY	MEGHAN	Teacher-Special Ed	Adie Day School	$51,630.28	95410106	512903	1
2305	LANDERS	REBECCA	Teacher-Special Ed	Adie Day School	$63,389.04	95410106	512903	1
2305	MOSLEY	SUZANNE	Teacher-Special Ed	Adie Day School	$66,850.68	95410106	512903	1
2305	ROGERS	AMY	Teacher-Special Ed	Adie Day School	$60,199.88	95410106	512903	1
2305	TEP	SOPHIN	Teacher-Special Ed	Adie Day School	$55,647.48	95410106	512903	1

These amounts reflect FY20 salaries as collective bargaining contracts end June 30, 2020.

DESE Function Code	LastName	FirstName	Job	School > Name	ASAL	Org	Object	FTE
2305	TYROS	KAREN	Teacher-Special Ed	Adie Day School	$88,945.48	95410106	512903	1
2305	CALIRI	CYNTHIA	Teacher-Special Ed	Bailey Elementary School	$99,131.76	90210106	512903	1
2305	KEEFE	COURTNEY	Teacher-Special Ed	Bailey Elementary School	$70,859.88	90210106	512903	1
2305	MCNEIL	CATHERINE	Teacher-Special Ed	Bailey Elementary School	$85,365.80	90210106	512903	1
2305	OAK	ALYCIA	Teacher-Special Ed	Bailey Elementary School	$60,199.88	90210106	512903	1
2305	RIDENOUR	ELIZABETH	Teacher-Special Ed	Bailey Elementary School	$86,641.36	90210106	512903	1
2305	ROMANOWSKY	ELLEN	Teacher-Special Ed	Bailey Elementary School	$70,043.48	90210106	512903	1
2305	SIEGAL	JULIE	Teacher-Special Ed	Bailey Elementary School	$58,834.88	90210106	512903	1
2800	BELAND	JENNIFER	Teacher-Special Ed	Bartlett Community Partnership	$84,803.16	98310606	512903	1
2305	BENITES	DONNA	Teacher-Special Ed	Bartlett Community Partnership	$70,043.48	98310606	512903	1
2305	CASEY	ELIZA	Teacher-Special Ed	Bartlett Community Partnership	$56,182.98	98310606	512903	1
2305	MCGLAUFLIN	JENNIFER	Teacher-Special Ed	Bartlett Community Partnership	$76,876.28	98310606	512903	1
2305	MURPHY	CHRISTA	Teacher-Special Ed	Bartlett Community Partnership	$66,850.68	98310606	512903	1
2305	RAKE	HEATHER	Teacher-Special Ed	Bartlett Community Partnership	$81,225.56	98310606	512903	1
2305	STACK	JENNIFER	Teacher-Special Ed	Bartlett Community Partnership	$73,623.16	98310606	512903	1
2305	WEIGOLD	KRISTIN	Teacher-Special Ed	Bartlett Community Partnership	$87,670.96	98310606	512903	1
2305	WOLFF	SARAH	Teacher-Special Ed	Bartlett Community Partnership	$83,875.48	98310606	512903	1
2305	DELOS SANTOS	ROSA	Teacher-Special Ed	BRIDGE Program	$81,225.56	99210603	512903	1
2305	BURGESS	JOSALYN	Teacher-Special Ed	Butler Middle School	$86,180.12	98410606	512903	1
2305	COOPER	JULIE	Teacher-Special Ed	Butler Middle School	$53,564.16	98410606	512903	1
2305	FERRIS	CHERYLANNE	Teacher-Special Ed	Butler Middle School	$82,038.84	98410606	512903	1
2305	GEARY	JANE	Teacher-Special Ed	Butler Middle School	$53,564.16	98410606	512903	1
2305	MANOLOPOULOS	GERRILYNN	Teacher-Special Ed	Butler Middle School	$85,432.88	98410606	512903	1
2305	SCHWARTZ	LISA	Teacher-Special Ed	Butler Middle School	$49,010.00	98410606	512903	1
2305	STONE	LINDA	Teacher-Special Ed	Butler Middle School	$83,063.24	98410606	512903	1
2305	ZEIDAN	THOMAS	Teacher-Special Ed	Butler Middle School	$83,319.08	98410606	512903	1
2305	DONOVAN	HANNAH	Teacher-Special Ed	Cardinal O'Connell Early Learning Center	$53,564.16	90110106	512903	1
2305	HARVEY	MICHELLE	Teacher-Special Ed	Cardinal O'Connell Early Learning Center	$62,300.16	90110106	512903	1
2305	LABONTE	JILL	Teacher-Special Ed	Cardinal O'Connell Early Learning Center	$86,180.12	90110106	512903	1
2305	TENCZAR	LISA	Teacher-Special Ed	Cardinal O'Connell Early Learning Center	$76,816.32	90110106	512903	1
2305	BOURQUE	MICHAEL	Teacher-Special Ed	Daley Middle School	$83,063.24	98510606	512903	1
2305	CHARETTE	BRIGITTE	Teacher-Special Ed	Daley Middle School	$78,045.24	98510606	512903	1
2305	GIL	LISA	Teacher-Special Ed	Daley Middle School	$77,232.48	98510606	512903	1
2305	KROWCHUN	ROBIN	Teacher-Special Ed	Daley Middle School	$101,698.48	98510606	512903	1
2305	MELIN	ELIZABETH	Teacher-Special Ed	Daley Middle School	$77,232.48	98510606	512903	1
2305	PATTERSON	CHERYL	Teacher-Special Ed	Daley Middle School	$93,565.16	98510606	512903	1
2305	REYES	KRISTIN	Teacher-Special Ed	Daley Middle School	$87,670.96	98510606	512903	1
2305	STANTON	CASEY	Teacher-Special Ed	Daley Middle School	$73,239.92	98510606	512903	1
2305	SULLIVAN	KRISTEN	Teacher-Special Ed	Daley Middle School	$93,565.16	98510606	512903	1
2305	YOUNG	ROBERT	Teacher-Special Ed	Daley Middle School	$87,670.96	98510606	512903	1
2305	JEDRASZEK	CAROLYN	Teacher-Special Ed	Greenhalge Elementary School	$81,225.56	91510106	512903	1
2305	KEARNEY	SHARON	Teacher-Special Ed	Greenhalge Elementary School	$85,432.88	91510106	512903	1

These amounts reflect FY20 salaries as collective bargaining contracts end June 30, 2020.

DESE Function Code	LastName	FirstName	Job	School > Name	ASAL	Org	Object	FTE
2305	SAMPSON	CINDY	Teacher-Special Ed	Greenhalge Elementary School	$87,670.96	91510106	512903	1
2305	SEXTON	LEE ANN	Teacher-Special Ed	Greenhalge Elementary School	$83,875.48	91510106	512903	1
2305	SNEERINGER	JENNIFER	Teacher-Special Ed	Greenhalge Elementary School	$60,199.88	91510106	512903	1
2305	FOSTER	SARAH	Teacher-Special Ed	Laura Lee Therapeutic Day School	$81,225.56	91920106	512903	1
2305	HALL	ROSEANN	Teacher-Special Ed	Laura Lee Therapeutic Day School	$78,510.60	91920106	512903	1
2305	HANSON	MARTHA	Teacher-Special Ed	Laura Lee Therapeutic Day School	$83,875.48	91920106	512903	1
2305	MCFARLAND	MARGUERITE	Teacher-Special Ed	Laura Lee Therapeutic Day School	$81,225.56	91920106	512903	1
2305	STUER	TRACY	Teacher-Special Ed	Laura Lee Therapeutic Day School	$63,389.04	91920106	512903	1
2305	BAZDANES	PAUL	Teacher-Special Ed	Leblanc Therapeutic Day School	$83,063.24	93510106	512903	1
2305	BISANTZ	SHARON	Teacher-Special Ed	Leblanc Therapeutic Day School	$83,063.40	93510106	512903	1
2305	DURKIN	JOHN	Teacher-Special Ed	Leblanc Therapeutic Day School	$86,641.36	93510106	512903	1
2305	LEE	MATTHEW	Teacher-Special Ed	Leblanc Therapeutic Day School	$84,062.16	93510106	512903	1
2305	MICHAUD	JESSICA	Teacher-Special Ed	Leblanc Therapeutic Day School	$77,232.48	93510106	512903	1
2305	SANTIAGO	SARAH	Teacher-Special Ed	Leblanc Therapeutic Day School	$89,892.92	93510106	512903	1
2305	SILVA	NATALIA	Teacher-Special Ed	Leblanc Therapeutic Day School	$55,646.76	93510106	512903	1
2305	CIESLA	MELISSA	Teacher-Special Ed	Lincoln Elementary School	$83,063.24	92010106	512903	1
2305	DAIGLE	ANGELA	Teacher-Special Ed	Lincoln Elementary School	$77,232.48	92010106	512903	1
2305	GREGOIRE	JESSICA	Teacher-Special Ed	Lincoln Elementary School	$84,803.16	92010106	512903	1
2305	HERBERT	LAUREN	Teacher-Special Ed	Lincoln Elementary School	$83,875.48	92010106	512903	1
2305	KALITKA	STEPHANIE	Teacher-Special Ed	Lincoln Elementary School	$83,875.48	92010106	512903	1
2305	MARGAGLIONE	RACHEL	Teacher-Special Ed	Lincoln Elementary School	$94,498.56	92010106	512903	1
2305	SMITH	SARRAH	Teacher-Special Ed	Lincoln Elementary School	$55,647.48	92010803	512903	1
2305	BADESSA	CHRIS	Teacher-Special Ed	Lowell High School	$86,641.36	99010712	512903	1
2305	BEATON	BARBARA	Teacher-Special Ed	Lowell High School	$84,803.16	99010712	512903	1
2305	BROCHU	PAUL	Teacher-Special Ed	Lowell High School	$88,482.16	99010712	512903	1
2305	DECKER	MARIA	Teacher-Special Ed	Lowell High School	$88,945.48	99010712	512903	1
2305	DELROSSI	EILEEN	Teacher-Special Ed	Lowell High School	$86,641.36	99010712	512903	1
2305	DUGAN	PATRICK	Teacher-Special Ed	Lowell High School	$73,239.92	99010712	512903	1
2305	EBY	JENNIFER	Teacher-Special Ed	Lowell High School	$80,070.12	99010712	512903	1
2305	ERNST	AMANDA	Teacher-Special Ed	Lowell High School	$84,803.16	99010712	512903	1
2305	FRENETTE	TONYA	Teacher-Special Ed	Lowell High School	$94,498.56	99010712	512903	1
2305	JALBERT	SUZANNE	Teacher-Special Ed	Lowell High School	$87,749.48	99010712	512903	1
2305	KATES	ERIC	Teacher-Special Ed	Lowell High School	$49,009.80	99010712	512903	1
2305	LAWRENSON	RICHARD	Teacher-Special Ed	Lowell High School	$91,249.08	99010712	512903	1
2305	LEVASSEUR	MARY	Teacher-Special Ed	Lowell High School	$96,816.20	99010712	512903	1
2305	LINSTRUTH	MELISSA	Teacher-Special Ed	Lowell High School	$85,365.80	99010712	512903	1
2305	MACFARLANE	JANE-SARAH	Teacher-Special Ed	Lowell High School	$49,010.00	99010712	512903	1
2305	MASSE	DEANNA	Teacher-Special Ed	Lowell High School	$58,834.88	99010712	512903	1
2305	MENDONCA	LISA	Teacher-Special Ed	Lowell High School	$83,063.24	99010712	512903	1
2305	NEWCOMB	DONNA	Teacher-Special Ed	Lowell High School	$93,114.32	99010712	512903	1
2305	OWEN	BRYAN	Teacher-Special Ed	Lowell High School	$77,232.48	99010712	512903	1
2305	PERRIN	AMANDA	Teacher-Special Ed	Lowell High School	$89,892.92	99010712	512903	1

These amounts reflect FY20 salaries as collective bargaining contracts end June 30, 2020.

DESE Function Code	LastName	FirstName	Job	School > Name	ASAL	Org	Object	FTE
2305	POOLE	JULIE	Teacher-Special Ed	Lowell High School	$70,043.48	99010712	512903	1
2305	RAPONE	LEONARD	Teacher-Special Ed	Lowell High School	$91,249.08	99010712	512903	1
2305	SHAUGHNESSY	DAVID	Teacher-Special Ed	Lowell High School	$73,239.92	99010712	512903	1
2305	SNETSINGER	MICHELLE	Teacher-Special Ed	Lowell High School	$94,498.56	99010712	512903	1
2305	STUTZ	HAN	Teacher-Special Ed	Lowell High School	$83,063.24	99010712	512903	1
2305	STUTZ	KATHRYN	Teacher-Special Ed	Lowell High School	$86,180.12	99010712	512903	1
2305	BAHOU	JOHNNA	Teacher-Special Ed	McAuliffe Elementary School	$85,365.80	97510106	512903	1
2305	CARELLI	JILLIAN	Teacher-Special Ed	McAuliffe Elementary School	$83,875.48	97510106	512903	1
2305	MACAULEY	JENNIFER	Teacher-Special Ed	McAuliffe Elementary School	$77,232.48	97510106	512903	1
2305	MENDONCA	LISA	Teacher-Special Ed	McAuliffe Elementary School	$81,225.56	97510106	512903	1
2305	MORELLO	SANDRA	Teacher-Special Ed	McAuliffe Elementary School	$89,986.52	97510106	512903	1
2305	REYES	NANCY	Teacher-Special Ed	McAuliffe Elementary School	$92,303.12	97510106	512903	1
2305	WADE	KRISTIN	Teacher-Special Ed	McAuliffe Elementary School	$83,063.24	97510106	512903	1
2305	EDWARDS	CARI-ANN	Teacher-Special Ed	McAvinnue Elementary School	$91,249.08	91210106	512903	1
2305	EVANS	REBECCA	Teacher-Special Ed	McAvinnue Elementary School	$81,225.56	91210106	512903	1
2305	IRWIN	ANAMARIA	Teacher-Special Ed	McAvinnue Elementary School	$87,670.96	91210106	512903	1
2305	JARVIS	JACQUELINE	Teacher-Special Ed	McAvinnue Elementary School	$81,225.56	91210106	512903	1
2305	LYNCH	CATHERINE	Teacher-Special Ed	McAvinnue Elementary School	$81,225.56	91210106	512903	1
2305	PASTOR	ANTONIA	Teacher-Special Ed	McAvinnue Elementary School	$77,232.48	91210106	512903	1
2330	TINGLEY	KAREN	Teacher-Special Ed	McAvinnue Elementary School	$85,365.42	91210106	512903	1
2305	LYONS	BROOKE	Teacher-Special Ed	Moody Elementary School	$78,045.24	92710106	512903	1
2305	COONEY	MICHAEL	Teacher-Special Ed	Morey Elementary School	$93,565.16	93010106	512903	1
2305	DURKIN	PAMELA	Teacher-Special Ed	Morey Elementary School	$93,565.16	93010106	512903	1
2305	LOHMER	JENNIFER	Teacher-Special Ed	Morey Elementary School	$78,509.60	93010106	512903	1
2305	MORASSE	PATRICIA	Teacher-Special Ed	Morey Elementary School	$83,063.40	93010106	512903	1
2305	SIMPSON	LISA	Teacher-Special Ed	Morey Elementary School	$89,892.92	93010106	512903	1
2305	WEBER-OKUDA	DANIELLE	Teacher-Special Ed	Morey Elementary School	$83,063.24	93010106	512903	1
2305	BARBIERI	ELIZABETH	Teacher-Special Ed	Murkland Elementary School	$83,875.48	98010106	512903	1
2305	BROWN	COLLEEN	Teacher-Special Ed	Murkland Elementary School	$99,131.76	98010103	512903	1
2305	DEMATTEIS	JULIE	Teacher-Special Ed	Murkland Elementary School	$83,063.24	98010106	512903	1
2305	HAMILTON	LINDSAY	Teacher-Special Ed	Murkland Elementary School	$77,232.48	98010106	512903	1
2305	MAINVILLE	TRACY	Teacher-Special Ed	Murkland Elementary School	$91,249.08	98010106	512903	1
2305	RAGER	REBECCA	Teacher-Special Ed	Murkland Elementary School	$86,180.12	98010106	512903	1
2305	SMITH	BARBARA	Teacher-Special Ed	Murkland Elementary School	$95,880.54	98010106	512903	1
2305	WARUCH	BENJAMIN	Teacher-Special Ed	Murkland Elementary School	$49,009.80	98010106	512903	1
2305	BINGHAM	KASEY	Teacher-Special Ed	Pawtucketville Memorial Elementary School	$66,850.68	93610106	512903	1
2305	BORRELLI	ELIZABETH	Teacher-Special Ed	Pawtucketville Memorial Elementary School	$81,225.56	93610106	512903	1
2305	COLLINS	ERIN	Teacher-Special Ed	Pawtucketville Memorial Elementary School	$55,646.76	93610106	512903	1
2305	HANLON	LAUREN	Teacher-Special Ed	Pawtucketville Memorial Elementary School	$78,045.24	93610106	512903	1
2305	MENDONCA	LORNA	Teacher-Special Ed	Pawtucketville Memorial Elementary School	$95,880.72	93610106	512903	1
2305	O'BRIEN	LYNNE	Teacher-Special Ed	Pawtucketville Memorial Elementary School	$83,875.48	93610106	512903	1
2305	SMITH	ASHLEY	Teacher-Special Ed	Pawtucketville Memorial Elementary School	$81,225.56	93610106	512903	1

These amounts reflect FY20 salaries as collective bargaining contracts end June 30, 2020.

DESE Function Code	LastName	FirstName	Job	School > Name	ASAL	Org	Object	FTE
2305	BLANCHARD	TRACY	Teacher-Special Ed	Pyne Arts Magnet School	$87,670.96	91810106	512903	1
2305	CHEEK	SAMANTHA	Teacher-Special Ed	Pyne Arts Magnet School	$63,389.04	91810106	512903	1
2305	DEANGELO	ABIGAIL	Teacher-Special Ed	Pyne Arts Magnet School	$66,850.68	91810106	512903	1
2305	DECKER-KILMARTIN	TERRI	Teacher-Special Ed	Pyne Arts Magnet School	$88,055.76	91810106	512903	1
2305	DOHERTY	HOLLY	Teacher-Special Ed	Pyne Arts Magnet School	$81,225.56	91810903	512903	1
2305	GERVAIS	ALISON	Teacher-Special Ed	Pyne Arts Magnet School	$60,199.88	91810106	512903	1
2305	HUBERT	MATTHEW	Teacher-Special Ed	Pyne Arts Magnet School	$77,232.48	91810106	512903	1
2305	MINER	SUSAN	Teacher-Special Ed	Pyne Arts Magnet School	$66,850.68	91810106	512903	1
2305	OUELLETTE	KENDRA	Teacher-Special Ed	Pyne Arts Magnet School	$77,232.48	91810106	512903	1
2305	SWENSON	ANNA	Teacher-Special Ed	Pyne Arts Magnet School	$59,760.48	91810106	512903	1
2305	BOUDREAU	VANESSA	Teacher-Special Ed	Reilly Elementary School	$62,300.16	94010106	512903	1
2305	GEORGE	JOANNE	Teacher-Special Ed	Reilly Elementary School	$85,433.04	94010103	512903	1
2305	MELE	ERIN	Teacher-Special Ed	Reilly Elementary School	$83,063.24	94010106	512903	1
2305	SPENCE-COX	PATTIAN	Teacher-Special Ed	Reilly Elementary School	$83,063.24	94010106	512903	1
2305	TROMBLY	SHERRIN	Teacher-Special Ed	Reilly Elementary School	$83,875.48	94010106	512903	1
2305	VONKAHLE	AMY	Teacher-Special Ed	Reilly Elementary School	$88,055.76	94010106	512903	1
2305	WELLS	SHARON	Teacher-Special Ed	Reilly Elementary School	$73,239.92	94010106	512903	1
2305	BREKALIS	KRISTIN	Teacher-Special Ed	Robinson Middle School	$64,577.24	98610606	512903	1
2305	CORDERO	MARINA	Teacher-Special Ed	Robinson Middle School	$66,850.68	98610606	512903	1
2305	CUSHMAN	SHARON	Teacher-Special Ed	Robinson Middle School	$94,499.16	98610606	512903	1
2305	FAIR	KALEIGH	Teacher-Special Ed	Robinson Middle School	$70,859.88	98610606	512903	1
2305	GROSS	BRIANA	Teacher-Special Ed	Robinson Middle School	$73,239.60	98610606	512903	1
2305	LE	TIFFANY	Teacher-Special Ed	Robinson Middle School	$66,850.14	98610606	512903	1
2305	MORROW-ANDERSON	JOCELYN	Teacher-Special Ed	Robinson Middle School	$70,043.48	98610606	512903	1
2305	RHOADS	MICHELLE	Teacher-Special Ed	Robinson Middle School	$76,670.36	98610606	512903	1
2305	ANDERSON	SAMUEL	Teacher-Special Ed	Rogers STEM Academy	$63,389.04	98710606	512903	1
2305	CLARK	TERESA	Teacher-Special Ed	Rogers STEM Academy	$85,432.88	98710606	512903	1
2305	DEARING	SHEILA	Teacher-Special Ed	Rogers STEM Academy	$101,698.48	98710606	512903	1
2305	HICKEY	MELISSA	Teacher-Special Ed	Rogers STEM Academy	$81,225.56	98710606	512903	1
2305	MROZOWSKI	MEGAN	Teacher-Special Ed	Rogers STEM Academy	$87,670.96	98710606	512903	1
2305	SAWYER	HELENE	Teacher-Special Ed	Rogers STEM Academy	$89,892.92	98710606	512903	1
2305	SHETLER	MICHAEL	Teacher-Special Ed	Rogers STEM Academy	$70,043.48	98710606	512903	1
2305	SIMAS	MARIANNE	Teacher-Special Ed	Rogers STEM Academy	$86,641.36	98710606	512903	1
2305	BLASCHKE	JENNIFER	Teacher-Special Ed	Shaughnessy Elementary School	$86,180.12	95010106	512903	1
2305	CLARK	CASSANDRA	Teacher-Special Ed	Shaughnessy Elementary School	$60,199.88	95010106	512903	1
2305	KELLY	LAURIE	Teacher-Special Ed	Shaughnessy Elementary School	$83,063.24	95010106	512903	1
2305	MURRAY	ALLISON	Teacher-Special Ed	Shaughnessy Elementary School	$55,646.76	95010106	512903	1
2305	RILEY	BROOKE	Teacher-Special Ed	Shaughnessy Elementary School	$66,850.68	95010106	512903	1
2305	WALTON	KAREN	Teacher-Special Ed	Shaughnessy Elementary School	$99,131.76	95010106	512903	1
2305	BOUCHARD	CAROL	Teacher-Special Ed	Stoklosa Middle School	$81,225.56	96010606	512903	1
2305	GALLANT	EVA	Teacher-Special Ed	Stoklosa Middle School	$86,641.36	96010606	512903	1
2305	HUGHES	JENNIFER	Teacher-Special Ed	Stoklosa Middle School	$49,009.80	96010606	512903	1

These amounts reflect FY20 salaries as collective bargaining contracts end June 30, 2020.

DESE Function Code	LastName	FirstName	Job	School > Name	ASAL	Org	Object	FTE
2305	KANELLAS	NANCY	Teacher-Special Ed	Stoklosa Middle School	$90,316.38	96010606	512903	1
2305	MOORE	LISA	Teacher-Special Ed	Stoklosa Middle School	$81,225.56	96010606	512903	1
2305	MYERS	BRIAN	Teacher-Special Ed	Stoklosa Middle School	$85,365.80	96010606	512903	1
2305	POTVIN	LAUREN	Teacher-Special Ed	Stoklosa Middle School	$84,803.16	96010606	512903	1
2305	SHUPE	MICHAEL	Teacher-Special Ed	Stoklosa Middle School	$81,225.56	96010606	512903	1
2305	AYER	MICHELLE	Teacher-Special Ed	Sullivan Middle School	$63,776.44	98810606	512903	1
2305	BEAUREGARD	ANNE	Teacher-Special Ed	Sullivan Middle School	$70,279.02	98810606	512903	1
2305	CLARK	JAMES	Teacher-Special Ed	Sullivan Middle School	$86,641.36	98810606	512903	1
2305	KISIEL	DIANE	Teacher-Special Ed	Sullivan Middle School	$88,945.48	98810606	512903	1
2305	SOROTA	KERRI	Teacher-Special Ed	Sullivan Middle School	$51,630.28	98810606	512903	1
2305	TENCZAR	JEFFREY	Teacher-Special Ed	Sullivan Middle School	$53,562.60	98810606	512903	1
2305	WELDON	LISA	Teacher-Special Ed	Sullivan Middle School	$49,009.80	98810606	512903	1
2305	WESOLOWSKI	BARBARA	Teacher-Special Ed	Sullivan Middle School	$81,225.56	98810606	512903	1
2305	WHEATLEY	SCOTT	Teacher-Special Ed	Sullivan Middle School	$49,010.00	98810606	512903	1
2305	WILMOTT-GRANT	LORNA	Teacher-Special Ed	Sullivan Middle School	$94,498.56	98810603	512903	1
2305	BLAKE	MATTHEW	Teacher-Special Ed	The Career Academy	$85,365.80	92510106	512903	1
2305	BOORE	MONICA	Teacher-Special Ed	The Career Academy	$74,049.56	92510106	512903	1
2305	GLEISBERG	KATHLEEN	Teacher-Special Ed	Wang Middle School	$70,043.48	98910606	512903	1
2305	HAIDAR	AMAL	Teacher-Special Ed	Wang Middle School	$81,225.56	98910606	512903	1
2305	IUDICE	KRISTEN	Teacher-Special Ed	Wang Middle School	$85,365.80	98910606	512903	1
2305	MORGAN	LISA	Teacher-Special Ed	Wang Middle School	$83,063.24	98910606	512903	1
2305	PARAS	THEODORA	Teacher-Special Ed	Wang Middle School	$85,365.80	98910606	512903	1
2305	PELLERITI	KATHERINE	Teacher-Special Ed	Wang Middle School	$70,043.48	98910606	512903	1
2305	THOMAS	KATELYN	Teacher-Special Ed	Wang Middle School	$84,062.16	98910606	512903	1
2305	WELCH	CHRISTINA	Teacher-Special Ed	Wang Middle School	$84,803.16	98910606	512903	1
2305	WINGET	JESSICA	Teacher-Special Ed	Wang Middle School	$81,225.56	98910606	512903	1
2305	DONOVAN	COREY	Teacher-Special Ed	Washington Elementary School	$55,646.76	95510106	512903	1
2305	MOREHOUSE	NICOLE	Teacher-Special Ed	Washington Elementary School	$51,630.28	95510106	512903	1
2305	PARRINGTON	COLLEEN	Teacher-Special Ed	Washington Elementary School	$86,641.36	95510106	512903	1
2305	REIDT	RUTHANN	Teacher-Special Ed	Washington Elementary School	$83,875.48	95510106	512903	1
2305	COUTU-DEVEREAUX	KELLY	Teacher-SPED-Life Skills	Bartlett Community Partnership	$93,114.32	98310606	512903	1
2305	PRIVE	LAURIANN	Teacher-SPED-Life Skills	Bartlett Community Partnership	$92,303.12	98310606	512903	1
2305	KELLEHER	KAREN	Teacher-SPED-Life Skills	Greenhalge Elementary School	$93,565.16	91510106	512903	1
2305	KATES	MINDY	Teacher-SPED-Life Skills	Lowell High School	$87,749.48	99010712	512903	1
2305	WILKES	JULIA	Teacher-Hearing Impaired	Lowell High School	$88,482.16	99322003	512132	1
2305	TONELLI	GINA	Teacher-Hearing Impaired	McAuliffe Elementary School	$70,043.48	99322003	512132	1
2305	NANGLE	MICHAEL	Teacher-Vision Imaired	McAuliffe Elementary School	$77,232.48	99325003	512134	1
2305	CASILLI	KEVIN	Teacher-Air Force ROTC	Lowell High School	$107,930.68	99010709	512903	1
2305	PEREZ	PAUL	Teacher-Air Force ROTC	Lowell High School	$81,169.40	99010709	512903	1
2305	SMITH	DAVID	Teacher-Air Force ROTC	Lowell High School	$101,913.76	99010709	512903	1
2305	ST. LAURENT	EILEEN	Teacher-Air Force ROTC	Lowell High School	$116,069.20	99010709	512903	1
2305	BERNIER	SETH	Teacher-Culinary Arts	Lowell High School	$72,678.84	99013203	512903	1

These amounts reflect FY20 salaries as collective bargaining contracts end June 30, 2020.

DESE Function Code	LastName	FirstName	Job	School > Name	ASAL	Org	Object	FTE
2305	BRASSARD	SUSAN	Teacher-Culinary Arts	Lowell High School	$76,876.28	99013203	512903	1
2305	PACKARD	THERESE	Teacher-Culinary Arts	Lowell High School	$72,678.84	99013203	512903	1

These amounts reflect FY20 salaries as collective bargaining contracts end June 30, 2020.

DESE Function Code	LastName	FirstName	Job	School > Name	ASAL	Org	Object	FTE
2320	TBD		Special Ed Family Advocate	Special Education Office	$55,000.00			1
2320	KERNS	STACEY	Occ./Physical Therapist	Adie Day School	$34,169.94	99320106	512130	1
2320	SIOPES	KRISTA	Occ./Physical Therapist	Adie Day School	$86,641.36	99320106	512130	1
2320	HARTWIG	LORI	Occ./Physical Therapist	Bailey Elementary School	$51,000.18	99320106	512130	1
2320	TAYLOR	LISA	Occ./Physical Therapist	Bailey Elementary School	$84,803.16	99320106	512130	1
2320	PULEIO	GIANNA	Occ./Physical Therapist	Bartlett Community Partnership	$34,680.36	99320106	512130	1
2320	RICHMOND	ANGEL	Occ./Physical Therapist	Bartlett Community Partnership	$88,055.76	99320106	512130	1
2320	TRAVIS	KIMBERLY	Occ./Physical Therapist	Greenhalge Elementary School	$86,641.36	99320106	512130	1
2320	WEBSTER	DEBORAH	Occ./Physical Therapist	Lowell High School	$93,565.16	99320106	512130	1
2320	EYNATIAN	MONICA	Occ./Physical Therapist	McAuliffe Elementary School	$93,565.08	99320106	512130	1
2320	O'NEIL	CAROL	Occ./Physical Therapist	McAuliffe Elementary School	$93,565.16	99320106	512130	1
2320	WEBER	DOREEN	Occ./Physical Therapist	Morey Elementary School	$92,196.00	99320106	512130	1
2320	MCELHINNEY	LINDA	Occ./Physical Therapist	Pawtucketville Memorial Elementary School	$91,248.36	99320106	512130	1
2320	STRYKER	BARBARA	Occ./Physical Therapist	Reilly Elementary School	$93,565.16	99320106	512130	1
2320	VILLARROEL	TRACY	Occ./Physical Therapist	Shaughnessy Elementary School	$76,816.32	99320106	512130	1
2320	DUTILE	NOREEN	Speech/Lang Assistant	Bailey Elementary School	$41,819.82	99320106	512925	1
2320	MITRI	NATHALIE	Speech/Lang Assistant	Bartlett Community Partnership	$43,860.18	99324103	512131	1
2320	WALL	TAYLOR	Speech/Lang Assistant	Cardinal O'Connell Early Learning Center	$41,819.82	99320106	512925	1
2320	MCPHILLIPS	MAURA	Speech/Lang Assistant	Greenhalge Elementary School	$43,859.92	99320106	512925	1
2320	SILVEIRA	TAYLOR	Speech/Lang Assistant	Rogers STEM Academy	$47,940.06	99324103	512131	1
2320	MAHONEY	COURTNEY	Speech/Lang Assistant	Shaughnessy Elementary School	$76,876.28	99324103	512131	1
2320	STANDER	KELI	Teacher-Speech/Lang	Adie Day School				1
2320	CARTER	DANIELLE	Teacher-Speech/Lang	Bailey Elementary School	$92,196.00	99324103	512131	1
2320	LEE	ALICE	Teacher-Speech/Lang	Bartlett Community Partnership	$94,498.56	99324103	512131	1
2320	MELVIN	JULIA	Teacher-Speech/Lang	Butler Middle School	$66,967.68	99324103	512131	1
2320	PAUL	BELINDA	Teacher-Speech/Lang	Daley Middle School	$84,803.16	99324103	512131	1
2320	THURSBY	GAIL	Teacher-Speech/Lang	Greenhalge Elementary School	$92,196.00	99324103	512131	1
2320	JANAS	DEBRA	Teacher-Speech/Lang	Lincoln Elementary School	$84,803.16	99324103	512131	1
2320	COWAN	LYNDSEY	Teacher-Speech/Lang	Lowell High School	$89,892.92	99324103	512131	1
2320	DORMER	MICHAEL	Teacher-Speech/Lang	McAuliffe Elementary School	$92,196.00	99324103	512131	1
2320	JONAS	MARILYN	Teacher-Speech/Lang	McAuliffe Elementary School	$94,499.16	99324103	512131	1
2320	CONNOLLY	EILEEN	Teacher-Speech/Lang	McAvinnue Elementary School	$80,810.08	99324103	512131	1
2320	FRECHETTE	KATIE	Teacher-Speech/Lang	Morey Elementary School	$91,249.08	99324103	512131	1
2320	LY	STEPHANIE	Teacher-Speech/Lang	Murkland Elementary School	$73,623.16	99324103	512131	1
2320	SHANAHAN	DEBRA	Teacher-Speech/Lang	Pawtucketville Memorial Elementary School	$94,498.56	99324103	512131	1
2320	MCCARTHY	LORI	Teacher-Speech/Lang	Pyne Arts Magnet School	$92,196.00	99324103	512131	1
2320	ROSS	SARAH	Teacher-Speech/Lang	Pyne Arts Magnet School	$76,817.00	99324103	512131	1
2320	PELLETIER	ROBIN	Teacher-Speech/Lang	Reilly Elementary School	$86,641.36	99324103	512131	1
2320	SMITH	LAUREN	Teacher-Speech/Lang	Robinson Middle School	$92,196.00	99324103	512131	1
2320	WARD	MELISSA	Teacher-Speech/Lang	Rogers STEM Academy	$92,196.00	99324103	512131	1
2320	GRATTA	KRYSTAL	Teacher-Speech/Lang	Stoklosa Middle School	$86,641.36	99324103	512131	1
2320	KULPINSKI	LESLIE	Teacher-Speech/Lang	Sullivan Middle School	$88,055.76	99324103	512131	1

These amounts reflect FY20 salaries as collective bargaining contracts end June 30, 2020.

DESE Function Code	LastName	FirstName	Job	School > Name	ASAL	Org	Object	FTE
2320	CARTER	KRISTEN	Teacher-Speech/Lang	Wang Middle School	$76,876.28	99324103	512131	1
2320	BUTTON	LINDSAY	Teacher-Speech/Lang	Washington Elementary School	$80,810.08	99324103	512131	1
2320	ORMSBY	KATHERINE	Sign Language Interpreter	Robinson Middle School	$41,819.82	99320106	512925	1
2320	DESMOND	MOLLY	Behavior Specialist SPED	Adie Day School	$64,201.28	93610106	512903	1
2320	WAYSHVILLE	SARAH	Behavior Specialist SPED	Adie Day School	$94,908.32	99320106	512104	1
2320	ARCHAMBEAULT	DANIELLE	Behavior Specialist SPED	Bailey Elementary School	$101,097.88	99320106	512104	1
2320	FRUGOLI	HEATHER	Behavior Specialist SPED	Bartlett Community Partnership	$97,750.12	99320106	512104	1
2320	MALBOEUF	MARISSA	Behavior Specialist SPED	Pawtucketville Memorial Elementary School	$88,414.56	99320106	512104	1
2320	MANOLOPOULOS	MARISSA	Behavior Specialist SPED	Pyne Arts Magnet School	$94,071.12	99320106	512104	1
2320	DAVIS	DANIEL	Behavior Specialist SPED	Special Education Office	$94,908.32	99320106	512104	1
2320	KEEFE	MIKAELA	Behavior Specialist SPED	Special Education Office	$97,750.12	99320106	512104	1
2320	STAPLES	MEGAN	Behavior Specialist SPED	Special Education Office	$94,071.12	99320106	512104	1
2320	MCARTHUR	MICHELLE	Evaluation Team Chairperson	Butler Middle School	$102,931.40	99320106	512137	1
2320	FAIRMAN	ELLEN	Evaluation Team Chairperson	Daley Middle School	$100,705.28	99320106	512137	1
2320	JARVIS	MICHAEL	Evaluation Team Chairperson	Lincoln Elementary School	$101,902.32	99320106	512137	1
2320	BREEN	JOHN	Evaluation Team Chairperson	Lowell High School	$103,360.92	99320106	512137	1
2320	NUTTER	TINA	Evaluation Team Chairperson	Lowell High School	$97,169.28	99320106	512137	1
2320	COSSEBOOM	LISA	Evaluation Team Chairperson	Pyne Arts Magnet School	$99,480.16	99320106	512137	1
2320	CLERMONT	KERRI	Evaluation Team Chairperson	Robinson Middle School	$96,334.68	99320106	512137	1
2320	MELI	DEENA	Evaluation Team Chairperson	Rogers STEM Academy	$104,823.68	99320106	512137	1
2320	BOWERS	TRACY	Evaluation Team Chairperson	Special Education Office	$96,135.00	99320106	512137	1
2320	FLORENCE	JOHN	Evaluation Team Chairperson	Special Education Office	$97,169.60	99320106	512137	1
2320	MURPHY-PORKOLA	MARY	Evaluation Team Chairperson	Special Education Office	$103,360.92	99320106	512137	1
2320	GALLOWAY	AIMEE	Evaluation Team Chairperson	Stoklosa Middle School	$99,480.16	99320106	512137	1
2320	FLORENCE	ALEXIS	Evaluation Team Chairperson	Wang Middle School	$94,873.48	99320106	512137	1
2320	MONTOUR	MEGHAN	Evaluation Team Chairperson	Wang Middle School	$97,169.28	99320106	512137	1

These amounts reflect FY20 salaries as collective bargaining contracts end June 30, 2020.

DESE Function Code	LastName	FirstName	Job	School > Name	ASAL	Org	Object	FTE
2330	ALI	ZAINAB	Paraprofessional - Special Ed	Adie Day School	$25,326.60	95410106	512958	1
2330	BATISTA	JOSENI	Paraprofessional - Special Ed	Adie Day School	$32,536.40	95410106	512958	1
2330	BLATUS	HAYLEY	Paraprofessional - Special Ed	Adie Day School	$25,326.60	95410106	512958	1
2330	BRUNELLE	KEVIN	Paraprofessional - Special Ed	Adie Day School	$32,536.40	95410106	512958	1
2330	CAPRA	LYNDSEY	Paraprofessional - Special Ed	Adie Day School	$32,536.40	95410106	512958	1
2330	CHUNG	ANASTASIA	Paraprofessional - Special Ed	Adie Day School	$32,536.40	95410106	512958	1
2330	FLEMINGS	ANASTASIA	Paraprofessional - Special Ed	Adie Day School	$32,536.40	95410106	512958	1
2330	KOOKEN	STACY	Paraprofessional - Special Ed	Adie Day School	$25,837.98	95410106	512958	1
2330	MARTIN	JENNA	Paraprofessional - Special Ed	Adie Day School	$30,047.68	95410106	512958	1
2330	MUTHURAJ	VASANTHAMANI	Paraprofessional - Special Ed	Adie Day School	$27,204.84	95410106	512958	1
2330	PIEKOS	JOSHUA	Paraprofessional - Special Ed	Adie Day School	$30,047.64	95410106	512958	1
2330	PIEKOS	REBECCA	Paraprofessional - Special Ed	Adie Day School	$30,047.64	95410106	512958	1
2330	PRUD'HOMME	NICOLE	Paraprofessional - Special Ed	Adie Day School	$25,326.60	95410106	512958	1
2330	RODRIGUEZ	GUSTAVO	Paraprofessional - Special Ed	Adie Day School	$32,536.40	95410106	512958	1
2330	TAVAREZ	SUHERY	Paraprofessional - Special Ed	Adie Day School	$29,602.56	95410106	512958	1
2330	URIBE	NATALIE	Paraprofessional - Special Ed	Adie Day School	$32,536.40	95410106	512958	1
2330	ARUTUNIAN	CAROL	Paraprofessional - Special Ed	Bailey Elementary School	$32,943.56	90210106	512958	1
2330	BUCZYNSKI	SARA	Paraprofessional - Special Ed	Bailey Elementary School	$28,571.76	90210106	512958	1
2330	CAIAZZA	MARIANNE	Paraprofessional - Special Ed	Bailey Elementary School	$25,625.60	90210106	512958	1
2330	DESIMONE	HEATHER	Paraprofessional - Special Ed	Bailey Elementary School	$32,536.40	90210106	512903	1
2330	DRAPER	SUSAN	Paraprofessional - Special Ed	Bailey Elementary School	$39,109.20	90210103	512958	1
2330	GARY	BONNIE	Paraprofessional - Special Ed	Bailey Elementary School	$27,901.12	90210106	512958	1
2330	GIGNAC	LINDA-JOY	Paraprofessional - Special Ed	Bailey Elementary School	$35,317.36	90210106	512958	1
2330	KENNEWAY	NANO	Paraprofessional - Special Ed	Bailey Elementary School	$24,780.08	90210103	512958	1
2330	LEBOEUF	STAMATIA	Paraprofessional - Special Ed	Bailey Elementary School	$28,195.96	90210106	512958	1
2330	LEMIEUX	KATELYN	Paraprofessional - Special Ed	Bailey Elementary School	$27,204.84	90210106	512958	1
2330	NEGRON	GISEL	Paraprofessional - Special Ed	Bailey Elementary School	$30,187.50	90210106	512958	1
2330	NOLAN	PAMELA	Paraprofessional - Special Ed	Bailey Elementary School	$32,536.40	90210103	512958	1
2330	PROVOST	AMY	Paraprofessional - Special Ed	Bailey Elementary School	$32,948.76	90210103	512958	1
2330	ROSA	DENNIS	Paraprofessional - Special Ed	Bailey Elementary School	$35,579.04	90210103	512958	1
2330	FAMIGLIETTI	KATHLEEN	Paraprofessional - Special Ed	Bartlett Community Partnership	$36,349.56	98310606	512958	1
2330	GOUVEIA	CAROL	Paraprofessional - Special Ed	Bartlett Community Partnership	$32,943.56	98310606	512958	1
2330	JONES	DOREEN	Paraprofessional - Special Ed	Bartlett Community Partnership	$37,078.60	98310606	512958	1
2330	LOWELL	VALERIE	Paraprofessional - Special Ed	Bartlett Community Partnership	$29,402.88	98310606	512958	1
2330	MISTRY	AMITA	Paraprofessional - Special Ed	Bartlett Community Partnership	$36,553.86	98310103	512958	1
2330	OLIVEIRA	CHRISTINA	Paraprofessional - Special Ed	Bartlett Community Partnership	$30,131.40	98310103	512958	1
2330	PHAUK	JOHNNY	Paraprofessional - Special Ed	Bartlett Community Partnership	$32,534.88	98310606	512958	1
2330	WOLF	ANNA	Paraprofessional - Special Ed	Bartlett Community Partnership	$27,318.72	98310606	512958	1
2330	CHHIM	DOUNGSEREY	Paraprofessional - Special Ed	Butler Middle School	$37,305.84	98410603	512958	1
2330	HORM	THYDA	Paraprofessional - Special Ed	Butler Middle School	$36,404.16	98410603	512958	1
2330	TANGUAY	KAREN	Paraprofessional - Special Ed	Butler Middle School	$37,776.44	98410606	512958	1
2330	DION KING	STACEY	Paraprofessional - Special Ed	Cardinal O'Connell Early Learning Center	$30,968.28	90110103	512958	1

These amounts reflect FY20 salaries as collective bargaining contracts end June 30, 2020.

DESE Function Code	LastName	FirstName	Job	School > Name	ASAL	Org	Object	FTE
2330	GODFROY	MICHELLE	Paraprofessional - Special Ed	Cardinal O'Connell Early Learning Center	$32,943.56	90110106	512958	1
2330	GUDEWICH	BRYAN	Paraprofessional - Special Ed	Cardinal O'Connell Early Learning Center	$31,502.64	90110106	512958	1
2330	SILVA	AIDA	Paraprofessional - Special Ed	Cardinal O'Connell Early Learning Center	$25,855.44	90110106	512958	1
2330	STEAD	LYNN	Paraprofessional - Special Ed	Cardinal O'Connell Early Learning Center	$37,154.00	90110103	512958	1
2330	WANG	SALYNA	Paraprofessional - Special Ed	Cardinal O'Connell Early Learning Center	$32,536.40	90110106	512958	1
2330	DRISCOLL	MARGARET	Paraprofessional - Special Ed	Daley Middle School	$40,534.62	98510606	512958	1
2330	HARRIS	EDWIN	Paraprofessional - Special Ed	Daley Middle School	$33,943.98	98510606	512958	1
2330	JONES	JESSICA	Paraprofessional - Special Ed	Daley Middle School	$26,527.28	98510606	512958	1
2330	KUILAN	MARGARITA	Paraprofessional - Special Ed	Daley Middle School	$36,122.94	98510606	512958	1
2330	MORSE	SAMUEL	Paraprofessional - Special Ed	Daley Middle School	$29,018.22	98510606	512958	1
2330	MOUSA	HADEEL	Paraprofessional - Special Ed	Daley Middle School	$31,502.64	98510606	512958	1
2330	SILVA	KAREN	Paraprofessional - Special Ed	Daley Middle School	$42,338.40	98510606	512958	1
2330	VERDIER	INEZ-LEE	Paraprofessional - Special Ed	Daley Middle School	$32,536.40	98510606	512958	1
2330	AHISHAKIYE	JOSELINE	Paraprofessional - Special Ed	Greenhalge Elementary School	$32,536.40	91510106	512958	1
2330	BAEZ	JENNIFER	Paraprofessional - Special Ed	Greenhalge Elementary School	$22,535.76	91510103	512958	1
2330	BERARD	SUSAN	Paraprofessional - Special Ed	Greenhalge Elementary School	$38,882.48	91510103	512958	1
2330	BOUCHER	ELAINE	Paraprofessional - Special Ed	Greenhalge Elementary School	$30,969.64	91510106	512958	1
2330	CLEMENT	LAURA	Paraprofessional - Special Ed	Greenhalge Elementary School	$26,656.76	91510103	512958	1
2330	DILLON	LAURA	Paraprofessional - Special Ed	Greenhalge Elementary School	$32,534.88	91510106	512958	1
2330	JARRID	FATEN	Paraprofessional - Special Ed	Greenhalge Elementary School	$24,941.28	91510106	512958	1
2330	SHEEHY	JENNIFER	Paraprofessional - Special Ed	Greenhalge Elementary School	$29,402.88	91510106	512958	1
2330	TAVARES	SHAYNA	Paraprofessional - Special Ed	Greenhalge Elementary School	$25,991.68	91510106	512958	1
2330	THOMPSON	STEPHANIE	Paraprofessional - Special Ed	Greenhalge Elementary School	$32,536.40	91510106	512958	1
2330	DAVIS	DARRYL	Paraprofessional - Special Ed	Laura Lee Therapeutic Day School	$32,766.24	91920106	512958	1
2330	MCDERMOTT	EDWARD	Paraprofessional - Special Ed	Laura Lee Therapeutic Day School	$25,497.78	91920106	512958	1
2330	O'KEEFE HOFFMAN	TERRI	Paraprofessional - Special Ed	Laura Lee Therapeutic Day School	$31,502.64	91920106	512958	1
2330	MORALES	ELIZABETH	Paraprofessional - Special Ed	Leblanc Therapeutic Day School	$24,961.04	93510106	512958	1
2330	BACCAM	PHOUNGEUNE	Paraprofessional - Special Ed	Lincoln Elementary School	$38,806.56	92010106	512958	1
2330	COLON	AIDE	Paraprofessional - Special Ed	Lincoln Elementary School	$38,806.56	92010106	512958	1
2330	HERNANDEZ	ELIANETH	Paraprofessional - Special Ed	Lincoln Elementary School	$24,251.24	92010103	512958	1
2330	LANDRY	GAYLE	Paraprofessional - Special Ed	Lincoln Elementary School	$38,207.00	92010103	512958	1
2330	SILVA	ANA	Paraprofessional - Special Ed	Lincoln Elementary School	$38,207.00	92010103	512958	1
2330	TOOMAJANIAN	DIANE	Paraprofessional - Special Ed	Lincoln Elementary School	$32,948.76	92010103	512958	1
2330	BAHOU	WILLIAM	Paraprofessional - Special Ed	Lowell High School	$31,502.64	99010712	512958	1
2330	BROWN	DONNA	Paraprofessional - Special Ed	Lowell High School	$31,913.44	99010712	512958	1
2330	COSTA	JEFFREY	Paraprofessional - Special Ed	Lowell High School	$31,502.64	99010712	512958	1
2330	CREEGAN	BRETTON	Paraprofessional - Special Ed	Lowell High School	$23,524.39	99010712	512958	1
2330	DALESSANDARO	AMY	Paraprofessional - Special Ed	Lowell High School	$31,502.64	99010712	512958	1
2330	DURAND	NICOLE	Paraprofessional - Special Ed	Lowell High School	$25,326.60	99010712	512958	1
2330	GONZALEZ	JESSICA	Paraprofessional - Special Ed	Lowell High School	$24,822.72	99010712	512958	1
2330	HARTNETT	CHARLES	Paraprofessional - Special Ed	Lowell High School	$36,553.92	99010712	512958	1
2330	HUN	SUZANNE	Paraprofessional - Special Ed	Lowell High School	$28,571.76	99010712	512958	1

These amounts reflect FY20 salaries as collective bargaining contracts end June 30, 2020.

DESE Function Code	LastName	FirstName	Job	School > Name	ASAL	Org	Object	FTE
2330	KIM	JAEKYUNG	Paraprofessional - Special Ed	Lowell High School	$28,572.44	99010712	512958	1
2330	LOHMER	MICHAEL	Paraprofessional - Special Ed	Lowell High School	$38,961.52	99010712	512958	1
2330	LOPEZ	VIANKA	Paraprofessional - Special Ed	Lowell High School	$31,751.72	99010712	512958	1
2330	MACLEAN	CHARLENE	Paraprofessional - Special Ed	Lowell High School	$36,349.56	99010712	512958	1
2330	MACLEAN	IAN	Paraprofessional - Special Ed	Lowell High School	$24,553.33	99010712	512958	1
2330	MANSOUR	SUAD	Paraprofessional - Special Ed	Lowell High School	$31,503.78	99010712	512958	1
2330	MURPHY	DONNA	Paraprofessional - Special Ed	Lowell High School	$32,244.16	99010712	512958	1
2330	NEWCOMB	JOHN	Paraprofessional - Special Ed	Lowell High School	$28,571.76	99010712	512958	1
2330	RODRIGUEZ	MYLENE	Paraprofessional - Special Ed	Lowell High School	$39,708.24	99010712	512958	1
2330	SMITH	PHILIP	Paraprofessional - Special Ed	Lowell High School	$29,017.04	99010712	512958	1
2330	TINGLEY	GRAHAM	Paraprofessional - Special Ed	Lowell High School	$49,009.80	99010712	512903	1
2330	WILLIAMS	MICHELLE	Paraprofessional - Special Ed	Lowell High School	$34,324.16	99010712	512958	1
2330	COHN	EMILY	Paraprofessional - Special Ed	McAuliffe Elementary School	$28,572.44	97510106	512958	1
2330	COTE-ROY	DIANE	Paraprofessional - Special Ed	McAuliffe Elementary School	$40,407.64	97510106	512958	1
2330	KILLGREN	CHERYL	Paraprofessional - Special Ed	McAuliffe Elementary School	$30,539.60	97510103	512958	1
2330	MWAURA	MARY	Paraprofessional - Special Ed	McAuliffe Elementary School	$28,571.76	97510106	512958	1
2330	ABDULRAZZAK	SAHAR	Paraprofessional - Special Ed	McAvinnue Elementary School	$25,758.20	91210106	512958	1
2330	JASIM	NADIA	Paraprofessional - Special Ed	McAvinnue Elementary School	$31,502.64	91210106	512958	1
2330	LARRY	KATHRYN	Paraprofessional - Special Ed	McAvinnue Elementary School	$36,478.52	91210103	512958	1
2330	LAUREANNO	TERRI	Paraprofessional - Special Ed	McAvinnue Elementary School	$38,280.84	91210103	512958	1
2330	LYSZ	KELLI	Paraprofessional - Special Ed	McAvinnue Elementary School	$36,254.92	91210106	512958	1
2330	MURPHY	JACKIE	Paraprofessional - Special Ed	McAvinnue Elementary School	$25,855.44	91210106	512958	1
2330	OBDENS	REBECCA	Paraprofessional - Special Ed	McAvinnue Elementary School	$30,131.40	91210103	512958	1
2330	OM	GRACE	Paraprofessional - Special Ed	McAvinnue Elementary School	$38,757.16	91210106	512958	1
2330	PATTERSON	COURTNEY	Paraprofessional - Special Ed	McAvinnue Elementary School	$31,502.64	91210106	512958	1
2330	CONOVER	KATHRYN	Paraprofessional - Special Ed	Moody Elementary School	$33,943.98	92710103	512958	1
2330	GUDEWICH	ROSEMARY	Paraprofessional - Special Ed	Moody Elementary School	$34,677.76	92710103	512958	1
2330	COSTARAKIS	GLORIA	Paraprofessional - Special Ed	Morey Elementary School	$32,536.40	93010106	512958	1
2330	DEIGNAN	SOUPHAN	Paraprofessional - Special Ed	Morey Elementary School	$38,806.56	93010106	512958	1
2330	FRECHETTE	AMY	Paraprofessional - Special Ed	Morey Elementary School	$35,498.84	93010103	512958	1
2330	KELLEHER	HEATHER	Paraprofessional - Special Ed	Morey Elementary School	$34,677.76	93010103	512958	1
2330	LEVESQUE	SANDRA	Paraprofessional - Special Ed	Morey Elementary School	$38,806.56	93010106	512958	1
2330	WELLS	KATHLEEN	Paraprofessional - Special Ed	Morey Elementary School	$30,131.40	93010103	512958	1
2330	WILENSKY	ANNETTE	Paraprofessional - Special Ed	Morey Elementary School	$32,534.88	93010106	512958	1
2330	CHEY	SARADY	Paraprofessional - Special Ed	Murkland Elementary School	$39,109.20	98010103	512958	1
2330	JUDD	NANCY	Paraprofessional - Special Ed	Murkland Elementary School	$40,684.80	98010106	512958	1
2330	MCPHILLIPS	KAREN	Paraprofessional - Special Ed	Murkland Elementary School	$36,050.04	98010106	512958	1
2330	MEEHAN	JANET	Paraprofessional - Special Ed	Murkland Elementary School	$37,981.32	98010103	512958	1
2330	SOUSA	KIMBERLY	Paraprofessional - Special Ed	Murkland Elementary School	$37,928.80	98010106	512958	1
2330	WATTS	AMY	Paraprofessional - Special Ed	Murkland Elementary School	$30,131.40	98010103	512958	1
2330	BURGESS	KATHERINE	Paraprofessional - Special Ed	Pawtucketville Memorial Elementary School	$32,536.40	93610106	512958	1
2330	FREKER	LISA	Paraprofessional - Special Ed	Pawtucketville Memorial Elementary School	$32,943.56	93610106	512958	1

These amounts reflect FY20 salaries as collective bargaining contracts end June 30, 2020.

DESE Function Code	LastName	FirstName	Job	School > Name	ASAL	Org	Object	FTE
2330	KENNEDY	NOREEN	Paraprofessional - Special Ed	Pawtucketville Memorial Elementary School	$30,130.38	93610103	512958	1
2330	PRESCOTT	LISA	Paraprofessional - Special Ed	Pawtucketville Memorial Elementary School	$32,948.58	93610103	512958	1
2330	SILVA	COREY	Paraprofessional - Special Ed	Pawtucketville Memorial Elementary School	$24,296.16	93610106	512958	1
2330	SOROTA	CHELSEY	Paraprofessional - Special Ed	Pawtucketville Memorial Elementary School	$30,131.40	93610103	512958	1
2330	STONE	SAMANTHA	Paraprofessional - Special Ed	Pawtucketville Memorial Elementary School	$31,502.64	93610106	512958	1
2330	TRUDEL	ANN	Paraprofessional - Special Ed	Pawtucketville Memorial Elementary School	$37,078.60	93610103	512958	1
2330	WONSON	STACY	Paraprofessional - Special Ed	Pawtucketville Memorial Elementary School	$25,855.44	93610106	512958	1
2330	BAZDANES	TARESSA	Paraprofessional - Special Ed	Pyne Arts Magnet School	$26,656.76	91810106	512958	1
2330	CRUZ	JESSICA	Paraprofessional - Special Ed	Pyne Arts Magnet School	$24,295.44	91810106	512958	1
2330	EACRETT	ALLISON	Paraprofessional - Special Ed	Pyne Arts Magnet School	$29,601.60	91810103	512958	1
2330	LABRANCHE	TIMOTHY	Paraprofessional - Special Ed	Pyne Arts Magnet School	$31,503.78	91810106	512958	1
2330	MINER	DANIELLE	Paraprofessional - Special Ed	Pyne Arts Magnet School	$32,536.40	91810106	512958	1
2330	MONSERRATE	IDALIS	Paraprofessional - Special Ed	Pyne Arts Magnet School	$24,295.44	91810106	512958	1
2330	POSCO	LORI	Paraprofessional - Special Ed	Pyne Arts Magnet School	$30,969.64	91810106	512958	1
2330	RODRIGUEZ-ANDRADES	NATALY	Paraprofessional - Special Ed	Pyne Arts Magnet School	$27,185.08	91810106	512958	1
2330	SEVIGNY	PAULA	Paraprofessional - Special Ed	Pyne Arts Magnet School	$36,050.04	91810106	512958	1
2330	ANDERSON	ELIZABETH	Paraprofessional - Special Ed	Reilly Elementary School	$32,948.76	94010103	512958	1
2330	CAMARA	CLARIZA	Paraprofessional - Special Ed	Reilly Elementary School	$36,478.52	94010103	512958	1
2330	LABRECQUE	LISA	Paraprofessional - Special Ed	Reilly Elementary School	$30,131.40	94010103	512958	1
2330	MCARDLE	MARTHA	Paraprofessional - Special Ed	Reilly Elementary School	$40,011.40	94010103	512958	1
2330	MCGONIGLE	MICHAEL	Paraprofessional - Special Ed	Reilly Elementary School	$31,502.64	94010106	512958	1
2330	MILLETT	EMILY	Paraprofessional - Special Ed	Reilly Elementary School	$32,534.88	94010106	512958	1
2330	ORTIZ	JENNIFER	Paraprofessional - Special Ed	Reilly Elementary School	$29,160.04	94010106	512958	1
2330	RODRIGUEZ	PAULA	Paraprofessional - Special Ed	Reilly Elementary School	$36,478.52	94010106	512958	1
2330	RUSHTON	CAROL	Paraprofessional - Special Ed	Reilly Elementary School	$38,131.60	94010103	512958	1
2330	DALRYMPLE	SHERRY	Paraprofessional - Special Ed	Robinson Middle School	$25,758.20	98610606	512958	1
2330	HOWELL	NATASHA	Paraprofessional - Special Ed	Robinson Middle School	$29,937.18	98610606	512903	1
2330	PRAK	PAO	Paraprofessional - Special Ed	Robinson Middle School	$30,130.38	98610603	512958	1
2330	BALL	CYNTHIA	Paraprofessional - Special Ed	Rogers STEM Academy	$30,130.38	98710603	512958	1
2330	FERDOUSI	ZAKIA	Paraprofessional - Special Ed	Rogers STEM Academy	$32,536.40	98710606	512958	1
2330	GRINER	LAJARVIS	Paraprofessional - Special Ed	Rogers STEM Academy	$28,563.60	98710603	512958	1
2330	HICKMAN	CHRISTOPHER	Paraprofessional - Special Ed	Rogers STEM Academy	$25,758.20	98710606	512958	1
2330	KEENE	MAUREEN	Paraprofessional - Special Ed	Rogers STEM Academy	$23,449.92	98710603	512958	1
2330	MALLU	VIJITHA	Paraprofessional - Special Ed	Rogers STEM Academy	$31,502.64	98710606	512958	1
2330	MARTINEZ	ANGELA	Paraprofessional - Special Ed	Rogers STEM Academy	$33,093.06	98710603	512958	1
2330	MEAS	VANNYDA	Paraprofessional - Special Ed	Rogers STEM Academy	$25,595.44	98710606	512958	1
2330	SHAKIR	NIDHAL	Paraprofessional - Special Ed	Rogers STEM Academy	$31,502.64	98710606	512958	1
2330	TORRES-ORTIZ	NAOMI	Paraprofessional - Special Ed	Rogers STEM Academy	$30,131.40	98710603	512958	1
2330	ABREU	JULISSA	Paraprofessional - Special Ed	Shaughnessy Elementary School	$25,326.60	95010106	512958	1
2330	BRODEUR	GAIL	Paraprofessional - Special Ed	Shaughnessy Elementary School	$38,807.16	95010106	512958	1
2330	BRODEUR	KATIE	Paraprofessional - Special Ed	Shaughnessy Elementary School	$31,503.78	95010106	512958	1
2330	GAY	PATRICIA	Paraprofessional - Special Ed	Shaughnessy Elementary School	$37,854.44	95010106	512958	1

These amounts reflect FY20 salaries as collective bargaining contracts end June 30, 2020.

DESE Function Code	LastName	FirstName	Job	School > Name	ASAL	Org	Object	FTE
2330	MCDERMOTT	JEAN	Paraprofessional - Special Ed	Shaughnessy Elementary School	$36,349.56	95010106	512958	1
2330	MCPHEE	ELLEN	Paraprofessional - Special Ed	Shaughnessy Elementary School	$26,999.44	95010103	512958	1
2330	MONAHAN	MELYSSA	Paraprofessional - Special Ed	Shaughnessy Elementary School	$32,536.40	95010106	512958	1
2330	MORAN	BETH	Paraprofessional - Special Ed	Shaughnessy Elementary School	$35,222.88	95010106	512958	1
2330	PARKE	CHRISTOPHER	Paraprofessional - Special Ed	Shaughnessy Elementary School	$35,354.28	95010106	512958	1
2330	SILVA	NINA	Paraprofessional - Special Ed	Shaughnessy Elementary School	$34,648.64	95010106	512958	1
2330	STEFANO	LISA	Paraprofessional - Special Ed	Shaughnessy Elementary School	$29,018.22	95010106	512958	1
2330	COMALLI	DAVID	Paraprofessional - Special Ed	Stoklosa Middle School	$34,749.96	96010606	512958	1
2330	LEAL SALLES	MALINDA	Paraprofessional - Special Ed	Stoklosa Middle School	$35,580.48	96010606	512958	1
2330	MAN	HONG	Paraprofessional - Special Ed	Stoklosa Middle School	$23,587.20	96010606	512958	1
2330	STINSON	CHERYL	Paraprofessional - Special Ed	Stoklosa Middle School	$39,932.88	96010104	512958	1
2330	GOODICK	DONALD	Paraprofessional - Special Ed	Sullivan Middle School	$31,502.64	98810606	512958	1
2330	GRIFFIN	HEIDI	Paraprofessional - Special Ed	Sullivan Middle School	$33,944.56	98810603	512958	1
2330	LOPES	SAMUEL	Paraprofessional - Special Ed	Sullivan Middle School	$23,910.60	98810606	512958	1
2330	MILES	KARA	Paraprofessional - Special Ed	Sullivan Middle School	$32,536.40	98810606	512958	1
2330	PEREZ	CHELSEA	Paraprofessional - Special Ed	Sullivan Middle School	$26,152.88	98810606	512958	1
2330	MCCARTHY	NATHANIEL	Paraprofessional - Special Ed	Wang Middle School	$29,017.04	98910606	512958	1
2330	SILVA	VALERIA	Paraprofessional - Special Ed	Wang Middle School	$30,047.68	98910606	512958	1
2330	BOWLES	PAMELA	Paraprofessional - Special Ed	Washington Elementary School	$37,078.60	95510106	512958	1
2330	CHAN	STACY	Paraprofessional - Special Ed	Washington Elementary School	$33,944.56	95510103	512958	1
2330	CORREA	DANIELA	Paraprofessional - Special Ed	Washington Elementary School	$27,586.52	95510106	512958	1
2330	CRUZ	ROY	Paraprofessional - Special Ed	Washington Elementary School	$49,009.80	95510106	512903	1
2330	DAUTEUIL	KAREN	Paraprofessional - Special Ed	Washington Elementary School	$29,018.22	95510106	512958	1
2330	MCCABE	MARY	Paraprofessional - Special Ed	Washington Elementary School	$31,502.64	95510106	512958	1
2330	MEEHAN	ERIN	Paraprofessional - Special Ed	Washington Elementary School	$29,602.56	95510106	512958	1
2330	MOHAMMED	AHMED	Paraprofessional - Special Ed	Washington Elementary School	$32,536.40	95410106	512958	1
2330	PEREZ	GINA	Paraprofessional - Special Ed	Washington Elementary School	$24,941.28	95510106	512958	1
2330	PHILLIPS	ELIZABETH	Paraprofessional - Special Ed	Washington Elementary School	$30,969.64	95510106	512958	1
2330	ROBLES	JANITZA	Paraprofessional - Special Ed	Washington Elementary School	$26,527.28	95510106	512958	1
2330	SOLIMAN	MIRIAM	Paraprofessional - Special Ed	Washington Elementary School	$27,197.52	91510103	512958	1
2330	VIEIRA	KRYSTLE	Paraprofessional - Special Ed	Washington Elementary School	$32,536.40	95510106	512958	1
2330	BRAUN	ALFRED	Paraprofessional	Adie Day School	$29,602.56	95410106	512958	1
2330	CANDELORO	DEBRA	Paraprofessional	Adie Day School	$25,837.98	95410106	512958	1
2330	LEBLANC	MICHELLE	Paraprofessional	Adie Day School	$24,554.92	95410106	512958	1
2330	LONG	BERNARD	Paraprofessional	Adie Day School	$25,195.38	95410106	512958	1
2330	MARTINEAU	MICHELE	Paraprofessional	Adie Day School	$29,602.56	95410106	512958	1
2330	METHERALL	CHRISTINA	Paraprofessional	Adie Day School	$29,601.60	95410106	512958	1
2330	SINN	MOLICA	Paraprofessional	Adie Day School	$24,553.62	95410106	512958	1
2330	MACINNIS	KRISTINE	Paraprofessional	Bailey Elementary School	$30,539.60	90210103	512958	1
2330	PELLAND	SUSANNE	Paraprofessional	Bailey Elementary School	$36,477.00	90210103	512958	1
2330	RAVICHANDRA	KOUSALYA	Paraprofessional	Bailey Elementary School	$27,783.84	90210103	512958	1
2330	SNEAD	JOANN	Paraprofessional	Bailey Elementary School	$25,791.48	90210103	512958	1

These amounts reflect FY20 salaries as collective bargaining contracts end June 30, 2020.

DESE Function Code	LastName	FirstName	Job	School > Name	ASAL	Org	Object	FTE
2330	AGOSTO	BERNADETTE	Paraprofessional	Bartlett Community Partnership	$38,280.84	98310103	512958	1
2330	BROGAN	PATRICIA	Paraprofessional	Bartlett Community Partnership	$36,477.00	98310103	512958	1
2330	DWYER	AMY	Paraprofessional	Bartlett Community Partnership	$32,536.40	98310606	512958	1
2330	LAGASSE	LISSA	Paraprofessional	Bartlett Community Partnership	$30,047.68	98310606	512958	1
2330	LORD	BARBARA	Paraprofessional	Bartlett Community Partnership	$34,676.88	98310103	512958	1
2330	LUONG	KENT	Paraprofessional	Bartlett Community Partnership	$29,602.56	98310606	512958	1
2330	MCELHINNEY	KEIRSTEN	Paraprofessional	Bartlett Community Partnership	$24,553.62	98310606	512958	1
2330	MCGEE	CHERYL	Paraprofessional	Bartlett Community Partnership	$34,677.76	98310103	512958	1
2330	ZIMINI	KRISTIN	Paraprofessional	Bartlett Community Partnership	$29,601.60	98310606	512958	1
2330	FRECHETTE	REBEKAH	Paraprofessional	BRIDGE Program	$25,217.40	99210606	512958	1
2330	ATHANASATOS	KAYLA	Paraprofessional	Butler Middle School	$31,502.64	98410606	512958	1
2330	COLON	GERALDYNE	Paraprofessional	Butler Middle School	$39,032.24	98410603	512958	1
2330	PAQUIN-MARQUEZ	MARY	Paraprofessional	Butler Middle School	$32,948.76	98410603	512958	1
2330	AL SAADI	RAGHAD	Paraprofessional	Cardinal O'Connell Early Learning Center	$30,047.68	90110106	512958	1
2330	ASH	KELLY	Paraprofessional	Cardinal O'Connell Early Learning Center	$25,837.98	90110106	512958	1
2330	BUTTERFIELD	JESSICA	Paraprofessional	Cardinal O'Connell Early Learning Center	$29,601.60	90110106	512958	1
2330	CAMPBELL	MICAELAGH	Paraprofessional	Cardinal O'Connell Early Learning Center	$29,601.60	90110106	512958	1
2330	DATTA	ANINDITA	Paraprofessional	Cardinal O'Connell Early Learning Center	$29,601.60	90110106	512958	1
2330	DUMAIS	SAMANTHA	Paraprofessional	Cardinal O'Connell Early Learning Center	$28,196.28	90110106	512958	1
2330	HASHMI	ASHMA	Paraprofessional	Cardinal O'Connell Early Learning Center	$30,047.68	90110106	512958	1
2330	HASTINGS	COURTNEY	Paraprofessional	Cardinal O'Connell Early Learning Center	$29,601.60	90110106	512958	1
2330	KELLIHER	DONNA	Paraprofessional	Cardinal O'Connell Early Learning Center	$24,554.92	90110106	512958	1
2330	ALHASAN	LINA	Paraprofessional	Daley Middle School	$30,047.68	98510606	512958	1
2330	AL-MOAZAN	NAHLA	Paraprofessional	Daley Middle School	$30,131.40	98510603	512958	1
2330	BARTON	LAURA	Paraprofessional	Daley Middle School	$28,571.76	98510606	512958	1
2330	BASTIEN	RACHEL	Paraprofessional	Daley Middle School	$24,164.92	98510606	512958	1
2330	CLAFFIE	BETH	Paraprofessional	Daley Middle School	$30,131.40	98510603	512958	1
2330	CREGG	ELLEN	Paraprofessional	Daley Middle School	$35,580.48	98510603	512958	1
2330	HOWARD-SMITH	SHAWLETTE	Paraprofessional	Daley Middle School	$29,017.04	98510606	512958	1
2330	SIMPSON	GRETCHEN	Paraprofessional	Daley Middle School	$29,601.60	98510606	512958	1
2330	TEAGUE	PATRICIA	Paraprofessional	Daley Middle School	$35,580.48	98510603	512958	1
2330	THOMAS	EMELINE	Paraprofessional	Daley Middle School	$30,131.40	98510603	512958	1
2330	TONKS	KERRIE	Paraprofessional	Daley Middle School	$25,196.60	98510606	512958	1
2330	BOULES	SYLVIA	Paraprofessional	Greenhalge Elementary School	$32,536.40	91510106	512958	1
2330	CHHOENG	SAHARISAH	Paraprofessional	Greenhalge Elementary School	$36,478.52	91510103	512958	1
2330	FINCH	BRENDA	Paraprofessional	Greenhalge Elementary School	$30,131.40	91510106	512958	1
2330	FLOOD	ROSELYN	Paraprofessional	Greenhalge Elementary School	$34,676.88	91510103	512958	1
2330	MCCANN	KELLIE	Paraprofessional	Greenhalge Elementary School	$30,131.40	91510103	512958	1
2330	MCGRATH	CHRISTA	Paraprofessional	Greenhalge Elementary School	$38,280.84	91510103	512958	1
2330	MCNIFF	SARA	Paraprofessional	Greenhalge Elementary School	$29,602.56	91510106	512958	1
2330	NATHM	ZAIYNAB	Paraprofessional	Greenhalge Elementary School	$26,245.44	91510106	512958	1
2330	RIGON	JENNA	Paraprofessional	Greenhalge Elementary School	$27,197.52	91510103	512958	1

These amounts reflect FY20 salaries as collective bargaining contracts end June 30, 2020.

DESE Function Code	LastName	FirstName	Job	School > Name	ASAL	Org	Object	FTE
2330	ROMAN	MARLENE	Paraprofessional	Greenhalge Elementary School	$30,131.40	91510106	512958	1
2330	SACHETTA	SUSAN	Paraprofessional	Greenhalge Elementary School	$34,750.56	91510103	512958	1
2330	SHAW	NANCY	Paraprofessional	Greenhalge Elementary School	$30,131.40	91510103	512958	1
2330	WENNAH	ALOUSIOUS	Paraprofessional	Greenhalge Elementary School	$29,602.56	91510106	512958	1
2330	DEJESUS	VICTOR	Paraprofessional	Laura Lee Therapeutic Day School	$24,807.12	91920106	512958	1
2330	RIVERA	REINALDO	Paraprofessional	Laura Lee Therapeutic Day School	$25,447.80	91920106	512958	1
2330	TASCH	ZOE	Paraprofessional	Leblanc Therapeutic Day School	$29,017.04	93510106	512958	1
2330	AZEVEDO	MARIA	Paraprofessional	Lincoln Elementary School	$38,131.60	92010103	512958	1
2330	COTE	DEBRA	Paraprofessional	Lincoln Elementary School	$38,131.60	92010103	512958	1
2330	DAIGLE	NANCY	Paraprofessional	Lincoln Elementary School	$33,944.56	92010103	512958	1
2330	HUNTER	LINDA	Paraprofessional	Lincoln Elementary School	$36,402.66	92010103	512958	1
2330	KING	BRENDA	Paraprofessional	Lincoln Elementary School	$38,206.98	92010106	512958	1
2330	RYAN	PATRICIA	Paraprofessional	Lincoln Elementary School	$38,207.00	92010103	512958	1
2330	CROTEAU	BRITTANY	Paraprofessional	Lowell High School	$28,571.76	99010712	512958	1
2330	BARR	THERESA	Paraprofessional	McAuliffe Elementary School	$30,131.40	97510103	512958	1
2330	CARRASCO	MYRNA	Paraprofessional	McAuliffe Elementary School	$36,404.16	97510106	512958	1
2330	CLOUTIER	AMY	Paraprofessional	McAuliffe Elementary School	$34,750.56	97510103	512958	1
2330	CRUZ	YADARIS	Paraprofessional	McAuliffe Elementary School	$26,789.36	97510106	512958	1
2330	DEJESUS	ZAIDA	Paraprofessional	McAuliffe Elementary School	$24,780.08	97510103	512958	1
2330	DELACRUZ	YOLANDA	Paraprofessional	McAuliffe Elementary School	$40,835.60	97510103	512958	1
2330	HENRIQUEZ	MIRTHA	Paraprofessional	McAuliffe Elementary School	$24,164.92	97510106	512958	1
2330	INNAMORATI	RACHEL	Paraprofessional	McAuliffe Elementary School	$25,447.80	97510106	512958	1
2330	SARGENT	CAROLE	Paraprofessional	McAuliffe Elementary School	$35,579.04	97510103	512958	1
2330	ST. ONGE	ADRIANA	Paraprofessional	McAuliffe Elementary School	$25,791.48	97510103	512958	1
2330	YAO	SOLANGE	Paraprofessional	McAuliffe Elementary School	$28,572.44	97510106	512958	1
2330	COLLINS	BEVERLY	Paraprofessional	McAvinnue Elementary School	$36,553.92	91210103	512958	1
2330	DESCHENES	MICHELLE	Paraprofessional	McAvinnue Elementary School	$34,677.76	91210103	512958	1
2330	FOSSE	CYNTHIA	Paraprofessional	McAvinnue Elementary School	$30,131.40	91210103	512958	1
2330	HOFFMAN	CHRISTINE	Paraprofessional	McAvinnue Elementary School	$26,999.44	91210103	512958	1
2330	MIDDLETON	JUDITH	Paraprofessional	McAvinnue Elementary School	$27,869.40	91210106	512958	1
2330	RIVERA	ELY	Paraprofessional	McAvinnue Elementary School	$34,677.76	91210103	512958	1
2330	FARLEY	KRISTEN	Paraprofessional	Moody Elementary School	$28,563.60	92710103	512958	1
2330	MARTIN	MARY	Paraprofessional	Moody Elementary School	$30,131.40	92710103	512958	1
2330	MENEZES	SUSANA	Paraprofessional	Moody Elementary School	$38,280.84	92710103	512958	1
2330	MISSETT	KATHRYN	Paraprofessional	Moody Elementary School	$30,131.40	92710103	512958	1
2330	WINER	MARCY	Paraprofessional	Moody Elementary School	$33,944.56	92710103	512958	1
2330	BRUNELLE	DEBRA	Paraprofessional	Morey Elementary School	$36,478.52	93010103	512958	1
2330	DIAZ	YOLANDA	Paraprofessional	Morey Elementary School	$32,948.76	93010106	512958	1
2330	DUCHARME	DIANE	Paraprofessional	Morey Elementary School	$38,280.84	93010103	512958	1
2330	MAINVILLE	AMANDA	Paraprofessional	Morey Elementary School	$29,602.56	93010106	512958	1
2330	MORRIS	ASHLEY	Paraprofessional	Morey Elementary School	$30,131.40	93010103	512958	1
2330	MORRIS	PATRICIA	Paraprofessional	Morey Elementary School	$38,058.28	93010106	512958	1

These amounts reflect FY20 salaries as collective bargaining contracts end June 30, 2020.

DESE Function Code	LastName	FirstName	Job	School > Name	ASAL	Org	Object	FTE
2330	OTERO	FERNANDA	Paraprofessional	Morey Elementary School	$33,944.56	93010103	512958	1
2330	VILLINEAU	CAROL	Paraprofessional	Morey Elementary School	$32,948.76	93010103	512958	1
2330	BERGERON	ROSE MARIE	Paraprofessional	Murkland Elementary School	$38,882.48	98010106	512958	1
2330	GONZALEZ	FELIX	Paraprofessional	Murkland Elementary School	$22,148.28	98010103	512958	1
2330	HUYNH	SAVUTH	Paraprofessional	Murkland Elementary School	$40,011.40	98010103	512958	1
2330	KEMP	JENNA	Paraprofessional	Murkland Elementary School	$28,563.60	98010103	512958	1
2330	PROVENCHER	TERESA	Paraprofessional	Murkland Elementary School	$26,999.44	98010103	512958	1
2330	SABETTI	STEPHANIE	Paraprofessional	Murkland Elementary School	$26,998.86	98010106	512958	1
2330	SOUM	SAMBATH	Paraprofessional	Murkland Elementary School	$40,010.04	98010103	512958	1
2330	YIM	MONIQUE	Paraprofessional	Murkland Elementary School	$36,404.16	98010103	512958	1
2330	BONETTI	ALISON	Paraprofessional	Pawtucketville Memorial Elementary School	$27,197.52	93610103	512958	1
2330	CLARK	NICOLE	Paraprofessional	Pawtucketville Memorial Elementary School	$30,131.40	93610103	512958	1
2330	GREENE	PATRICIA	Paraprofessional	Pawtucketville Memorial Elementary School	$34,677.76	93610103	512958	1
2330	JAROCHE	THOMAS	Paraprofessional	Pawtucketville Memorial Elementary School	$28,572.44	93610106	512958	1
2330	MARANDOLA	KAYLA	Paraprofessional	Pawtucketville Memorial Elementary School	$30,131.40	93610103	512958	1
2330	NOCELLA	RYAN	Paraprofessional	Pawtucketville Memorial Elementary School	$29,937.44	93610106	512958	1
2330	WALSH	KELLY	Paraprofessional	Pawtucketville Memorial Elementary School	$38,280.06	93610103	512958	1
2330	BOISVERT	JENNIFER	Paraprofessional	Pyne Arts Magnet School	$23,524.28	91810106	512958	1
2330	CARDENAS	VALERIA	Paraprofessional	Pyne Arts Magnet School	$28,571.76	91810106	512958	1
2330	COMEIRO-DAMRATH	NICOLE	Paraprofessional	Pyne Arts Magnet School	$25,326.60	91810106	512958	1
2330	CORREIA	NICOLE	Paraprofessional	Pyne Arts Magnet School	$24,554.92	91810106	512958	1
2330	DESCOTEAUX	PAMELA	Paraprofessional	Pyne Arts Magnet School	$34,677.76	91810103	512958	1
2330	GLEBA	KRIS	Paraprofessional	Pyne Arts Magnet School	$27,196.52	91810103	512958	1
2330	HALEY	KRISTINE	Paraprofessional	Pyne Arts Magnet School	$30,047.68	91810106	512958	1
2330	RODRIGUEZ	LIZ	Paraprofessional	Pyne Arts Magnet School	$30,047.64	91810106	512958	1
2330	STANCHEVA	VARVARA	Paraprofessional	Pyne Arts Magnet School	$33,944.56	91810103	512958	1
2330	VAUGHAN	DOREEN	Paraprofessional	Pyne Arts Magnet School	$32,948.76	91810103	512958	1
2330	CANELAS	SUSAN	Paraprofessional	Reilly Elementary School	$36,404.16	94010103	512958	1
2330	REYES	AIDA	Paraprofessional	Reilly Elementary School	$34,750.56	94010106	512958	1
2330	SANCHEZ	KARINA	Paraprofessional	Reilly Elementary School	$29,601.60	94010106	512958	1
2330	SEPE	MICHELE	Paraprofessional	Reilly Elementary School	$37,380.72	94010103	512958	1
2330	SYED	SAJADA	Paraprofessional	Reilly Elementary School	$36,553.86	94010103	512958	1
2330	CRUZ	YEIDALIZ	Paraprofessional	Robinson Middle School	$23,524.28	98610606	512958	1
2330	DEMORAES	LIRA	Paraprofessional	Robinson Middle School	$22,148.28	98610603	512958	1
2330	OPIO	JALYCE	Paraprofessional	Robinson Middle School	$22,148.88	98610606	512958	1
2330	RAMIREZ	DYANDRA	Paraprofessional	Robinson Middle School	$22,148.88	98610603	512958	1
2330	ALZAYADY	MAJID	Paraprofessional	Rogers STEM Academy	$30,130.38	98710606	512958	1
2330	ARSENIOU	ROBIN	Paraprofessional	Rogers STEM Academy	$36,478.52	98710603	512958	1
2330	CLAYTON	CHRISTINE	Paraprofessional	Rogers STEM Academy	$22,148.88	98710603	512958	1
2330	MERRILL	SHARON	Paraprofessional	Rogers STEM Academy	$30,131.40	98710603	512958	1
2330	MORALES	JACQUELINE	Paraprofessional	Rogers STEM Academy	$23,910.64	98710606	512958	1
2330	PAYNE	SARA	Paraprofessional	Rogers STEM Academy	$30,131.40	98710603	512958	1

These amounts reflect FY20 salaries as collective bargaining contracts end June 30, 2020.

DESE Function Code	LastName	FirstName	Job	School > Name	ASAL	Org	Object	FTE
2330	SIERRA	DELMIS	Paraprofessional	Rogers STEM Academy	$24,800.88	98710603	512958	1
2330	SOK	ROSINA	Paraprofessional	Rogers STEM Academy	$27,197.52	98710603	512958	1
2330	CRAWFORD	SOPHIA	Paraprofessional	Shaughnessy Elementary School	$38,280.06	95010103	512958	1
2330	DAVIS	SHONICA	Paraprofessional	Shaughnessy Elementary School	$24,780.08	95010103	512958	1
2330	HAYWARD	ANNE	Paraprofessional	Shaughnessy Elementary School	$28,571.76	95010106	512958	1
2330	MAZZONE	TERESA	Paraprofessional	Shaughnessy Elementary School	$35,579.04	95010106	512958	1
2330	OSPINA	CORINNE	Paraprofessional	Shaughnessy Elementary School	$22,535.76	95010103	512958	1
2330	PICKETT	SHELAGH	Paraprofessional	Shaughnessy Elementary School	$38,280.84	95010103	512958	1
2330	THERIAULT	ARLENE	Paraprofessional	Shaughnessy Elementary School	$37,854.44	95010106	512958	1
2330	DAVIS	KENNETH	Paraprofessional	Stoklosa Middle School	$33,943.98	96010104	512958	1
2330	HOSSEINI-SOHI	SEYED REZA	Paraprofessional	Stoklosa Middle School	$23,842.00	96010104	512958	1
2330	KASSABIAN	MEGERDICH	Paraprofessional	Stoklosa Middle School	$29,601.60	96010606	512958	1
2330	MELARA	MARIA	Paraprofessional	Stoklosa Middle School	$28,572.44	96010606	512958	1
2330	CANDELARIA	IRIS	Paraprofessional	Sullivan Middle School	$35,654.84	98810603	512958	1
2330	DASILVA	ANITA	Paraprofessional	Sullivan Middle School	$28,571.76	98810606	512958	1
2330	HOFFMAN	MICHELLE	Paraprofessional	Sullivan Middle School	$49,009.80	98811503	512903	1
2330	LOMBANA	MARIA	Paraprofessional	Sullivan Middle School	$28,572.44	98810606	512958	1
2330	MARTINEZ	JAILENE	Paraprofessional	Sullivan Middle School	$28,571.76	98810606	512958	1
2330	REID	JUSTIN	Paraprofessional	Sullivan Middle School	$28,571.76	98810606	512958	1
2330	SCHMIDT	RILEY	Paraprofessional	Sullivan Middle School	$29,601.60	98810606	512958	1
2330	SHEA	MARY	Paraprofessional	Sullivan Middle School	$32,948.76	98810603	512958	1
2330	COTE	JOAN	Paraprofessional	Wang Middle School	$32,948.76	98910603	512958	1
2330	DELESDERNIER	SUZANNE	Paraprofessional	Wang Middle School	$33,943.98	98910606	512958	1
2330	MORRILL	EMILY	Paraprofessional	Wang Middle School	$28,572.44	98910606	512958	1
2330	PATTERSON	MELINDA	Paraprofessional	Wang Middle School	$28,571.76	98910606	512958	1
2330	RAMALHO	JULIE	Paraprofessional	Wang Middle School	$34,677.76	98910603	512958	1
2330	VELOZ	ALEXANDER	Paraprofessional	Wang Middle School	$28,571.76	98910606	512958	1
2330	COTE	ELIZABETH	Paraprofessional	Washington Elementary School	$32,536.40	95510106	512958	1
2330	FLYNN	SUSAN	Paraprofessional	Washington Elementary School	$36,478.52	95510103	512958	1
2330	RONAN	MARK	Para-Life Skills	Lowell High School	$32,536.40	99010712	512958	1
2330	RYAN	BRIANNA	Para-Life Skills	Sullivan Middle School	$29,601.60	98810606	512958	1

These amounts reflect FY20 salaries as collective bargaining contracts end June 30, 2020.

DESE Function Code	LastName	FirstName	Job	School > Name	ASAL	Org	Object	FTE
2340	DAVIDSON-HELLER	KAREN	Library Media Specialist	Lowell High School	$81,628.68	99036003	512103	1

These amounts reflect FY20 salaries as collective bargaining contracts end June 30, 2020.

DESE Function Code	LastName	FirstName	Job	School > Name	ASAL	Org	Object	FTE
2352	TBD		Academic Coach	Central Administration	$85,000.24	99310008	512155	1
2352	PLANK	ALEXIS	Academic Coach	Performance Management	$85,000.24	99310008	512155	1
2352	WHITNEY	ANN	Academic Coach	Performance Management	$85,000.24	99310008	512155	1
2352	AGUIAR	TARA	Math Resource	Bartlett Community Partnership	$92,196.00	98312003	512903	1
2352	LOPES	FERNANDA	Math Resource	Butler Middle School	$78,509.60	98412003	512903	1
2352	FARRELL CONDON	COLLEEN	Math Resource	Daley Middle School	$86,180.12	98512003	512903	1
2352	FLANDERS	JOY	Math Resource	Greenhalge Elementary School	$89,986.52	91512003	512903	1
2352	HIRBOUR	ERIN	Math Resource	Lincoln Elementary School	$85,365.80	92012003	512903	1
2352	LAROCQUE	KATHLEEN	Math Resource	McAuliffe Elementary School	$94,498.56	97512003	512903	1
2352	BELLEROSE	HEATHER	Math Resource	McAvinnue Elementary School	$85,365.80	91212003	512903	1
2352	CHANDONNET-RYDER	KAITLIN	Math Resource	McAvinnue Elementary School	$88,269.48	91210103	512903	1
2352	SLIPP	RACHEL	Math Resource	Murkland Elementary School	$88,945.48	98012003	512903	1
2352	DELEHANTY	SARAH	Math Resource	Pawtucketville Memorial Elementary School	$80,785.64	93612003	512903	1
2352	CRAWFORD-RIVERA	AUDREY	Math Resource	Pyne Arts Magnet School	$81,225.56	91812003	512903	1
2352	CLOUGH	CATHERINE	Math Resource	Reilly Elementary School	$90,026.56	94012003	512903	1
2352	RAMOS	ERIKA	Math Resource	Robinson Middle School	$84,803.16	98612003	512903	1
2352	DRISCOLL	KERIEN	Math Resource	Rogers STEM Academy	$76,876.28	98712003	512903	1
2352	BROWN	SARAH	Math Resource	Shaughnessy Elementary School	$89,892.92	95012003	512903	1
2352	BUSTA	BRENDA	Math Resource	Stoklosa Middle School	$99,131.76	96012003	512903	1
2352	O'NEILL	ANGELA	Math Resource	Sullivan Middle School	$88,945.48	98810603	512903	1
2352	ROBERTS	VERONIQUE	Instructional Technology Specialist	Teaching & Learning	$87,498.84	99311203	512112	1
2352	SANTOS	ARTHUR	Instructional Technology Specialist	Teaching & Learning	$97,332.56	99311203	512112	1
2352	WILKINS	KARA	Instructional Technology Specialist	Teaching & Learning	$87,498.84	99311203	512112	1
2352	TBD		Special Ed Instructional Coach	Special Education Office	$93,512.00			1
2352	TBD		Special Ed Instructional Coach	Special Education Office	$93,512.00			1
2352	TBD		Special Ed Instructional Coach	Special Education Office	$93,512.00			1
2352	TBD		Special Ed Instructional Coach	Special Education Office	$93,512.00			1

These amounts reflect FY20 salaries as collective bargaining contracts end June 30, 2020.

DESE Function Code	LastName	FirstName	Job	School > Name	ASAL	Org	Object	FTE
2710	CROCKER	MELANIE	Guidance	Bartlett Community Partnership	$92,296.36	98335003	512105	1
2710	DEE	KALEY	Guidance	Butler Middle School	$88,414.56	98435003	512105	1
2710	LEPOER	SITHRA	Guidance	Daley Middle School	$96,452.72	98535003	512105	1
2710	BLOUIN	LYN	Guidance	Lowell High School	$91,110.36	99035003	512105	1
2710	BOISVERT	SHELBY	Guidance	Lowell High School	$88,414.56	99035003	512105	1
2710	BRUNNER	HEATHER	Guidance	Lowell High School	$94,280.68	99035003	512105	1
2710	CASSIDY	KARYN	Guidance	Lowell High School	$94,280.12	99035003	512105	1
2710	CROWELL	YVETTE	Guidance	Lowell High School	$90,836.72	99035003	512105	1
2710	DEVOST	RHONDA	Guidance	Lowell High School	$94,280.68	99035003	512105	1
2710	FIGUEROA	YLIANA	Guidance	Lowell High School	$97,909.68	99035003	512105	1
2710	GRIFFIN	KATHRYN	Guidance	Lowell High School	$104,260.52	99035003	512105	1
2710	MENDONCA	ROSE	Guidance	Lowell High School	$98,164.04	99035003	512105	1
2710	QUINTON	CRYSTAL	Guidance	Lowell High School	$88,414.56	99035003	512105	1
2710	RIBAUDO-SMITH	AARON	Guidance	Lowell High School	$87,621.56	99035003	512105	1
2710	SARIN	VANNORATH	Guidance	Lowell High School	$95,211.48	99035003	512105	1
2710	UONG	CHANRITHY	Guidance	Lowell High School	$96,452.72	99035003	512105	1
2710	PELTON	KATHRYN	Guidance	Pyne Arts Magnet School	$87,621.56	91835003	512105	1
2710	HINES	PATRICIA	Guidance	Robinson Middle School	$92,964.56	98635003	512105	1
2710	TROMBLY	GINA	Guidance	Rogers STEM Academy	$87,621.16	98735003	512105	1
2710	TY	SENG	Guidance	Stoklosa Middle School	$92,964.56	96035003	512105	1
2710	STAPPEN	KELSEY	Guidance	Sullivan Middle School	$87,621.56	98835003	512105	1
2710	ROY	LYNDSAY	Guidance	Wang Middle School	$87,621.56	98935003	512105	1
2710	DOWLING	ROBERTA	Administrative Assistant - Scheduler	Lowell High School	$45,094.92	99035006	512902	1
2710	DURAND	MICHELLE	Administrative Assistant - Scheduler	Lowell High School	$45,567.08	99035006	512902	1
2710	GEOFFROY	MARY	Administrative Assistant - Scheduler	Lowell High School	$45,094.92	99035006	512902	1
2710	MCCABE	BRENDA	Administrative Assistant - Scheduler	Lowell High School	$45,094.92	99035006	512902	1
2710	MCHUGH	LISA	Administrative Assistant - Scheduler	Lowell High School	$45,094.92	99035006	512902	1

These amounts reflect FY20 salaries as collective bargaining contracts end June 30, 2020.

DESE Function Code	LastName	FirstName	Job	School > Name	ASAL	Org	Object	FTE
2800	ESPINAL	SARA	Case Worker	BRIDGE Program	$62,469.16	99228103	512135	1
2800	DELWORTH	AMANDA	Social Worker	Bailey Elementary School	$93,557.88	99310451	512135	1
2800	KINSELLA	JENNIFER	Social Worker	Bartlett Community Partnership	$91,137.28	99310451	512135	1
2800	MCGANN	KATHRYN	Social Worker	Bartlett Community Partnership	$91,137.28	99310451	512135	1
2800	MCCARTHY	JAMES	Social Worker	BRIDGE Program	$91,135.88	99228103	512135	1
2800	RODRIGUEZ	JOSE	Social Worker	BRIDGE Program	$87,648.08	99228103	512135	1
2800	CASEY	LORI	Social Worker	Butler Middle School	$91,137.28	99310451	512135	1
2800	HEALY	KADEEN	Social Worker	Butler Middle School	$96,480.28	99310451	512135	1
2800	O'BRIEN JACO	SANDRA	Social Worker	Daley Middle School	$96,480.28	99310451	512135	1
2800	PARSONS	HEATHER	Social Worker	Daley Middle School	$87,647.12	99310451	512135	1
2800	CONWAY	ANDREA	Social Worker	Greenhalge Elementary School	$91,137.28	99310451	512135	1
2800	KIRBY	KRISTIN	Social Worker	Greenhalge Elementary School	$96,480.28	99310451	512135	1
2800	BAILEY	LEAH	Social Worker	Leblanc Therapeutic Day School	$91,135.88	99310451	512135	1
2800	BELAND	JENNIFER	Social Worker	Lincoln Elementary School	$91,137.28	99310451	512135	1
2800	BERNSTEIN	ALLISON	Social Worker	Lowell High School	$87,647.12	99310451	512135	1
2800	CORREA-BERG	CARLA	Social Worker	Lowell High School	$96,480.28	99028104	512135	1
2800	HOSMER	AMANDA	Social Worker	Lowell High School	$98,189.52	99310451	512135	1
2800	MARTEL	GINA	Social Worker	Lowell High School	$91,137.28	99028104	512135	1
2800	QUATTROCCHI	DEBORAH	Social Worker	Lowell High School	$90,068.68	99028104	512135	1
2800	RICCIARDI	DANIELA	Social Worker	Lowell High School	$91,137.28	99028104	512135	1
2800	SCHWARTZ	MAUREEN	Social Worker	Lowell High School	$96,493.80	99035003	512105	1
2800	MOULTON	KRISTIN	Social Worker	McAuliffe Elementary School	$96,480.28	99310451	512135	1
2800	DELALUZ	ARLENE	Social Worker	McAvinnue Elementary School	$99,650.72	99310451	512135	1
2800	GABRIEL	TARA	Social Worker	Morey Elementary School	$98,189.52	99310451	512135	1
2800	AY	SARIN	Social Worker	Murkland Elementary School	$91,137.28	99310451	512135	1
2800	BATEMAN	LAURA	Social Worker	Murkland Elementary School	$91,137.28	99310451	512135	1
2800	MANGION	MELANIE	Social Worker	Pawtucketville Memorial Elementary School	$91,137.28	99310451	512135	1
2800	DORMER	HEATHER	Social Worker	Pyne Arts Magnet School	$91,137.28	99310451	512135	1
2800	FARADY-DRISCOLL	JOAN	Social Worker	Pyne Arts Magnet School	$95,017.44	99310451	512135	1
2800	KAULBACH	CAROLYN	Social Worker	Pyne Arts Magnet School	$91,137.28	99310451	512135	1
2800	VITT	SUZANNE	Social Worker	Pyne Arts Magnet School	$91,135.38	99310451	512135	1
2800	HECKER	JENNIFER	Social Worker	Reilly Elementary School	$91,137.28	99310451	512135	1
2800	BARASH	CAITLIN	Social Worker	Robinson Middle School	$87,648.08	99310451	512135	1
2800	COSTELLO	DEBORAH	Social Worker	Robinson Middle School	$91,135.88	99310451	512135	1
2800	VENTRE	AMY	Social Worker	Rogers STEM Academy	$91,137.28	99310451	512135	1
2800	ESPINOLA	RENEE	Social Worker	Shaughnessy Elementary School	$91,137.28	99310451	512135	1
2800	POIRIER	STAMATIA	Social Worker	Stoklosa Middle School	$91,135.88	99310450	512135	1
2800	ROBTOY	CYNTHIA	Social Worker	Stoklosa Middle School	$99,391.76	99310451	512135	1
2800	BROOKS	SARAH	Social Worker	Sullivan Middle School	$91,135.88	99310451	512135	1
2800	DERVARTANIAN	MICHELE	Social Worker	Sullivan Middle School	$91,135.88	99310451	512135	1
2800	THOMPSON	ROBERT	Social Worker	Sullivan Middle School	$96,480.28	99310451	512135	1
2800	GUERRERO	OLGA	Social Worker	The Career Academy	$91,137.28	99310451	512135	1

These amounts reflect FY20 salaries as collective bargaining contracts end June 30, 2020.

DESE Function Code	LastName	FirstName	Job	School > Name	ASAL	Org	Object	FTE
2800	FERRELLI	SHANNON	Social Worker	Wang Middle School	$91,137.28	99310451	512135	1
2800	WELCH	LEE	Social Worker	Wang Middle School	$91,137.28	99310451	512135	1
2800	KILLILEA	LYNDSEY	Social Emotional Coordinator	Teaching & Learning	$108,127.76	99310450	512135	1
2800	OSORIO	ABRAHAM	School Climate Specialist	Performance Management	$79,999.92	99341230	512151	1
2800	KYRIAZIDIS	EFTHYMIA	Psychologist	Bartlett Community Partnership	$99,480.16	99335551	512104	1
2800	YOUS	PHAKDEY	Psychologist	Butler Middle School	$99,480.16	99335551	512104	1
2800	DALEY	PAMELA	Psychologist	Daley Middle School	$101,902.32	99335551	512104	1
2800	MURILLO	MARIA	Psychologist	Greenhalge Elementary School	$106,279.68	99335551	512104	1
2800	SCHUELER	MARTINA	Psychologist	Lincoln Elementary School	$104,823.68	99335551	512104	1
2800	FORREST	TARA	Psychologist	Lowell High School	$101,902.32	99335551	512104	1
2800	STEARNS	CAILIN	Psychologist	Lowell High School	$92,452.36	99335551	512104	1
2800	PYLES	SHEELA	Psychologist	Murkland Elementary School	$101,902.32	99335551	512104	1
2800	EICHELBERGER	MELANIE	Psychologist	Pyne Arts Magnet School	$99,479.60	99335551	512104	1
2800	CALZADA	JOHN	Psychologist	Reilly Elementary School	$99,480.16	99335551	512104	1
2800	CULHANE	CAITLIN	Psychologist	Robinson Middle School	$99,480.16	99335551	512104	1
2800	CAPPELLO	SARA	Psychologist	Stoklosa Middle School	$99,480.16	99335551	512104	1
2800	DUNKERLEY	LORI	Psychologist	Wang Middle School	$103,360.84	99335551	512104	1

These amounts reflect FY20 salaries as collective bargaining contracts end June 30, 2020.

DESE Function Code	LastName	FirstName	Job	School > Name	ASAL	Org	Object	FTE
3100	DUDA	REBECCA	Family Resource Coordinator	Family Resource Center	$113,232.08	99339004	512142	1
3100	PICKETTE	JEFFREY	Community Outreach Strategist	Equity & Empowerment	$71,399.80	99339004	512157	1
3100	GANLEY	HEATHER	Attendance Officer	Performance Management	$76,155.04	99341403	512116	1
3100	KEANE	CATHERINE	Attendance Monitor	Attendance Office	$25,740.00	99341403	512910	1
3100	DAY	STEPHANIE	Attendance Monitor	Performance Management	$34,284.12	99341403	512910	1
3100	KHIN	VANNAK	Lead Bilingual Family Liaison	Equity & Empowerment	$61,200.20	99338003	512924	1
3100	NUON	NAVEY	Bilingual Family Liaison	Equity & Empowerment	$45,899.76	99338003	512924	1
3100	YEMERY	PATRON	Bilingual Family Liaison	Equity & Empowerment	$45,899.76	99338003	512924	1
3100	FONTES	CARMEN	Bilingual Family Liaison	Equity & Empowerment	$44,999.76	99338003	512924	1
3100	PATINO	KATERYNNE	Bilingual Family Liaison	Equity & Empowerment	$44,999.76	99338003	512924	1
3100	MORRISSETTE	MARIA	Parent Liaison	Lowell High School	$37,220.68	99338003	512924	1
3100	ORZECHOWSKI	BENJAMIN	Parent Liaison	Lowell High School	$11,340.00	99338003	512924	1
3100	CAMARGO-RUIZ	ROCIO	District Support Specialist	Equity & Empowerment	$101,346.44	99339004	512112	1
3100	PAYNE	MARY	District Support Specialist	Equity & Empowerment	$102,803.36	99339004	512112	1
3100	SEGARRA-MORALES	ROSA	District Support Specialist	Equity & Empowerment	$92,323.40	99339004	512112	1

These amounts reflect FY20 salaries as collective bargaining contracts end June 30, 2020.

DESE Function Code	LastName	FirstName	Job	School > Name	ASAL	Org	Object	FTE
3200	MCKIERNAN	ELIZABETH	Director of Adult Ed	Adult Basic Education Program	$107,105.44	99339003	512118	1
3200	CHASE	MARGARET	Teacher-Adult Ed	Adult Basic Education Program	$88,945.48	99339003	512903	1
3200	CRONIN	CHRISTINA	Teacher-Adult Ed	Adult Basic Education Program	$88,945.48	99339003	512903	1
3200	MCCABE	MAURA	Teacher-Adult Ed	Adult Basic Education Program	$83,875.48	99339003	512903	1
3200	NUTILE	ELIZABETH	Teacher-Adult Ed	Adult Basic Education Program	$55,646.76	99339003	512903	1
3200	SILK	SUSAN	Teacher-Adult Ed	Adult Basic Education Program	$91,249.08	99339003	512903	1

These amounts reflect FY20 salaries as collective bargaining contracts end June 30, 2020.

DESE Function Code	LastName	FirstName	Job	School > Name	ASAL	Org	Object	FTE
3300	DESCOTEAUX	JOHN	Transportation Manager	Family Resource Center	$99,826.05	99341215	512206	1

These amounts reflect FY20 salaries as collective bargaining contracts end June 30, 2020.

DESE Function Code	LastName	FirstName	Job	School > Name	ASAL	Org	Object	FTE
3510	LEZENSKI	DAVID	Administrator of Athletics	Lowell High School	$61,340.50	99031003	512115	0.5

These amounts reflect FY20 salaries as collective bargaining contracts end June 30, 2020.

DESE Function Code	LastName	FirstName	Job	School > Name	ASAL	Org	Object	FTE
3520	THORNTON	THOMAS	Student Activity Advisor	Lowell High School	$83,063.24	99030502	512122	1

These amounts reflect FY20 salaries as collective bargaining contracts end June 30, 2020.

DESE Function Code	LastName	FirstName	Job	School > Name	ASAL	Org	Object	FTE
4220	UNDERWOOD	RICHARD	Director of Operations and Maintenance	Business Office	$94,859.92	99347103	512906	1
4220	HARRIGAN	PATRICK	Facilities Area Manager	Business Office	$75,000.12	99347103	512158	1
4220	ST. CYR	PAUL	Facilities Area Manager	Business Office	$76,500.12	99347103	512158	1
4110	PHILLIPS	CARL	Custodian	Adult Basic Education Program	$50,104.08	99347103	512960	1
4110	SOUTHWORTH	JEFFREY	Custodian	Adie Day School	$45,510.92	95447103	512960	1
4110	BLANCHETTE	DONALD	Custodian	Bailey Elementary School	$48,912.24	90247103	512960	1
4110	FORTNER	JAMES	Custodian	Bailey Elementary School	$51,221.56	90247103	512960	1
4110	SCANLON	THOMAS	Custodian	Bailey Elementary School	$56,226.04	90247103	512960	1
4110	LETOURNEAU	DAVID	Custodian	Bartlett Community Partnership	$56,226.04	98347103	512960	1
4110	PHOL	SOKVAN	Custodian	Bartlett Community Partnership	$48,198.28	98347103	512960	1
4110	TRAN	CONG THIEN	Custodian	Bartlett Community Partnership	$46,628.40	98347103	512960	1
4110	KEENAN	MICHAEL	Custodian	BRIDGE Program	$47,794.76	99247103	512960	1
4110	DIAMAMTOPOULAS	JOHN	Custodian	Business Office	$49,737.48	99047103	512960	1
4110	GONZALEZ	RAMON	Custodian	Business Office	$49,594.48	99347103	512960	1
4110	LAWRENSON	JONATHAN	Custodian	Butler Middle School	$47,516.04	98447103	512960	1
4110	PRATT	MARC	Custodian	Butler Middle School	$45,362.20	98447103	512960	1
4110	RILEY	RICHARD	Custodian	Butler Middle School	$56,226.04	98447103	512960	1
4110	GRIFFIN	ROBERT	Custodian	Cardinal O'Connell Early Learning Center	$46,525.96	90147103	512960	1
4110	QUINTAL	DEREK	Custodian	Cardinal O'Connell Early Learning Center	$53,916.20	91547103	512960	1
4110	BASTIEN	JUSTIN	Custodian	Daley Middle School	$47,516.04	98547103	512960	1
4110	GEOFFROY	NORMAND	Custodian	Daley Middle School	$54,598.96	98547103	512960	1
4110	MACFARLANE	GLENN	Custodian	Daley Middle School	$47,643.44	98547103	512960	1
4110	RODRIGUEZ	SAUL	Custodian	Daley Middle School	$46,628.40	98547103	512960	1
4110	PURTELL	MICHAEL	Custodian	Greenhalge Elementary School	$46,628.40	92547103	512960	1
4110	SHEEHAN	MICHAEL	Custodian	Greenhalge Elementary School	$67,931.24	99047103	512960	1
4110	TROTT	KENNETH	Custodian	Greenhalge Elementary School	$56,138.16	91547103	512960	1
4110	WALSH	GERALD	Custodian	Greenhalge Elementary School	$46,628.40	91547103	512960	1
4110	SILVA	DANIEL	Custodian	Leblanc Therapeutic Day School	$47,794.76	93547103	512960	1
4110	BEJANIANCE	SHAWN	Custodian	Lincoln Elementary School	$48,912.24	92047103	512960	1
4110	GAGNON	JOSEPH	Custodian	Lincoln Elementary School	$56,138.16	92047103	512960	1
4110	LANOUE	DOLORES	Custodian	Lincoln Elementary School	$48,848.28	92047103	512960	1
4110	MORGAN	CARL	Custodian	Lincoln Elementary School	$43,966.00	92047103	512960	1
4110	SILVA	NICHOLAS	Custodian	Lincoln Elementary School	$45,362.20	91847103	512960	1
4110	BOUCHER	RONALD	Custodian	Lowell High School	$46,628.40	98747103	512960	1
4110	CROWTHER	CHAD	Custodian	Lowell High School	$48,912.24	99047103	512960	1
4110	DAIGNEAULT	RICHARD	Custodian	Lowell High School	$51,221.56	99047103	512960	1
4110	FAULKNER	WILLIAM	Custodian	Lowell High School	$46,628.40	99047103	512960	1
4110	FEEHAN	JAMES	Custodian	Lowell High School	$48,912.24	99047103	512960	1
4110	JENSEN	THOMAS	Custodian	Lowell High School	$46,247.24	99047103	512960	1
4110	KILUK	RICHARD	Custodian	Lowell High School	$46,119.32	99047103	512960	1
4110	KIRWIN	JOSEPH	Custodian	Lowell High School	$45,362.20	92047103	512960	1
4110	MITCHELL	KIMBERLY	Custodian	Lowell High School	$47,516.04	98047103	512960	1

These amounts reflect FY20 salaries as collective bargaining contracts end June 30, 2020.

DESE Function Code	LastName	FirstName	Job	School > Name	ASAL	Org	Object	FTE
4110	MOORE	HEATHER	Custodian	Lowell High School	$46,628.40	99047103	512960	1
4110	MORO	LAZARO	Custodian	Lowell High School	$46,628.40	99047103	512960	1
4110	OUELLETTE	JAMES	Custodian	Lowell High School	$47,643.44	99047103	512960	1
4110	SAYER	ALAN	Custodian	Lowell High School	$65,138.32	99047103	512960	1
4110	SILVA	RYAN	Custodian	Lowell High School	$47,643.44	99047103	512960	1
4110	SMITH	RONALD	Custodian	Lowell High School	$49,825.36	99047103	512960	1
4110	TAPIA	MARITZA	Custodian	Lowell High School	$48,912.24	99047103	512960	1
4110	WALSH	SCOTT	Custodian	Lowell High School	$51,221.56	99047103	512960	1
4110	CLOUGH	PATTI	Custodian	McAuliffe Elementary School	$51,221.56	97547103	512960	1
4110	GIURLEO	MARK	Custodian	McAuliffe Elementary School	$56,226.04	97547103	512960	1
4110	PSALEDAKIS	JONATHAN	Custodian	McAuliffe Elementary School	$48,912.24	97547103	512960	1
4110	LANOUE	RONALD	Custodian	McAvinnue Elementary School	$51,221.56	91247103	512960	1
4110	SILVA	AGOSTINHO	Custodian	McAvinnue Elementary School	$51,221.56	91247103	512960	1
4110	SURETTE	RICHARD	Custodian	McAvinnue Elementary School	$53,916.20	91247103	512960	1
4110	GORDON	ERIC	Custodian	Moody Elementary School	$56,226.04	92747103	512960	1
4110	MCCABE	EDWARD	Custodian	Moody Elementary School	$49,825.36	92747103	512960	1
4110	CAPPOTTO	MICHAEL	Custodian	Morey Elementary School	$51,221.56	93047103	512960	1
4110	LAFORTUNE	RAY	Custodian	Morey Elementary School	$53,916.20	93047103	512960	1
4110	MAUTI	CHRISTOPHER	Custodian	Morey Elementary School	$48,912.24	93047103	512960	1
4110	CASEY	MICHAEL	Custodian	Murkland Elementary School	$54,598.96	98047103	512960	1
4110	LAWRENCE	JAMES	Custodian	Murkland Elementary School	$46,628.40	98047103	512960	1
4110	SNOW	JAMES	Custodian	Murkland Elementary School	$49,737.48	96047103	512960	1
4110	CLARK	JOHN	Custodian	Pawtucketville Memorial Elementary School	$56,226.04	93647103	512960	1
4110	RIVERA-BAEZ	FELIX	Custodian	Pawtucketville Memorial Elementary School	$46,628.40	93647103	512960	1
4110	ROGERS	DANIEL	Custodian	Pawtucketville Memorial Elementary School	$47,516.04	93647103	512960	1
4110	GAZLAY	SEAN	Custodian	Pyne Arts Magnet School	$45,362.20	91847103	512960	1
4110	NAPPA	CARMEN	Custodian	Pyne Arts Magnet School	$56,226.04	91847103	512960	1
4110	NORDSTROM	ZACHARY	Custodian	Pyne Arts Magnet School	$47,643.44	91847103	512960	1
4110	PARENT	KATHERINE	Custodian	Reilly Elementary School	$51,221.56	94047103	512960	1
4110	SARMENTO	RICHARD	Custodian	Reilly Elementary School	$56,226.04	94047103	512960	1
4110	TOBIN	JASON	Custodian	Reilly Elementary School	$47,643.44	94047103	512960	1
4110	BOUMEL	RICHARD	Custodian	Robinson Middle School	$48,912.24	98647103	512960	1
4110	CARNEY	SEAN	Custodian	Robinson Middle School	$48,912.24	98647103	512960	1
4110	GALLAGHER	DANIEL	Custodian	Robinson Middle School	$47,516.04	98647103	512960	1
4110	LAKE	MICHAEL	Custodian	Robinson Middle School	$56,226.04	98647103	512960	1
4110	RODRIGUEZ	ISAIAS	Custodian	Rogers STEM Academy	$45,232.20	98747103	512960	1
4110	STUART	GERALD	Custodian	Rogers STEM Academy	$51,221.56	98747103	512960	1
4110	WOLFGANG	JOHN	Custodian	Rogers STEM Academy	$56,226.04	98747103	512960	1
4110	CHAMPOUX	MARK	Custodian	Shaughnessy Elementary School	$42,569.28	95047103	512960	1
4110	PEABODY	MARK	Custodian	Shaughnessy Elementary School	$56,226.04	95047103	512960	1
4110	SINGER	GARRETT	Custodian	Shaughnessy Elementary School	$48,912.24	95047103	512960	1
4110	LEFEBVRE	DONNA MARIE	Custodian	Stoklosa Middle School	$49,594.48	96047103	512960	1

These amounts reflect FY20 salaries as collective bargaining contracts end June 30, 2020.

DESE Function Code	LastName	FirstName	Job	School > Name	ASAL	Org	Object	FTE
4110	NORTON	CHARLES	Custodian	Stoklosa Middle School	$49,594.48	96047103	512960	1
4110	VIEIRA	JOSE	Custodian	Stoklosa Middle School	$56,226.04	96047103	512960	1
4110	CASEY	EUGENE	Custodian	Sullivan Middle School	$48,198.28	98847103	512960	1
4110	FALARDEAU	LEO	Custodian	Sullivan Middle School	$56,226.04	98847103	512960	1
4110	FINNEGAN	MATTHEW	Custodian	Sullivan Middle School	$46,628.40	98847103	512960	1
4110	TORRES	GUSTAVO	Custodian	Sullivan Middle School	$46,628.40	98847103	512960	1
4110	WILLIAMS	DEMETRIUS	Custodian	The Career Academy	$47,794.76	92547103	512960	1
4110	ESTEVES	FREDDY	Custodian	Wang Middle School	$48,912.24	98947103	512960	1
4110	FERREIRA	DENNIS	Custodian	Wang Middle School	$56,226.04	98947103	512960	1
4110	SINGER	CHARLES	Custodian	Wang Middle School	$51,133.68	98947103	512960	1
4110	SPINNEY	QUENTIN	Custodian	Wang Middle School	$47,516.04	98947103	512960	1
4110	RUNION	MICHAEL	Custodian	Washington Elementary School	$46,247.24	95547103	512960	1
4110	SPINDLER	FREDERICK	Custodian	Washington Elementary School	$56,226.04	95547103	512960	1
3600	ARMSTRONG	KENNETH	Security Guard	Leblanc Therapeutic Day School	$46,119.32	93541408	512915	1
3600	CRUZ	LUIS	Security Guard	Lowell High School	$43,835.48	99041403	512915	1
3600	CZELEWICZ	KIRK	Security Guard	Lowell High School	$48,428.64	99041403	512915	1
3600	GOMES	ANTHONY	Security Guard	Lowell High School	$46,119.32	99041403	512915	1
3600	HARVEY	DEBORAH	Security Guard	Lowell High School	$48,912.24	99041403	512915	1
3600	KING	KELLY	Security Guard	Lowell High School	$48,428.64	99041403	512915	1
3600	LESSARD	DANIELLE	Security Guard	Lowell High School	$48,340.76	99041403	512915	1
3600	MITCHELL	JAMES	Security Guard	Lowell High School	$43,835.48	99041403	512915	1
3600	PRIMEAU	CRYSTAL	Security Guard	Lowell High School	$46,801.56	99041403	512915	

These amounts reflect FY20 salaries as collective bargaining contracts end June 30, 2020.

DESE Function Code	LastName	FirstName	Job	Type	ASAL	Org	Object	FTE
2305	WILKINS	BRYAN	Edu Prog Producer	Lowell High School	$59,587.32	01237951	511000	1
2305	FREELEY	DEBORAH	Teacher-TV Studio	Lowell High School	$78,509.60	01237951	511000	1
	TIBBETTS	MARK	Early College Specialist	Teaching & Learning	$69,999.80	11590005	512141	1
2330	FEBO	SANDRA	Paraprofessional	Cardinal O'Connell Early Learning Center	$32,943.56	15620005	511000	1
2330	O'FALLON	KATHERINE	Paraprofessional	McAuliffe Elementary School	$32,943.56	15620005	511000	1
2330	ALAZAWI	GADA	Paraprofessional	Pawtucketville Memorial Elementary School	$29,601.60	15620005	511000	1
3100	SUY	SOKUNTHEA	Home Visitor	Cardinal O'Connell Early Learning Center	$36,490.86	15700005	511000	1
3100	BRITO	MADELINE	Home Visitor	Cardinal O'Connell Early Learning Center	$36,490.86	15700005	511000	1
3100	SARATH	MECHNA	Home Visitor	Cardinal O'Connell Early Learning Center	$36,490.86	15700005	511000	1
2800	COLEMAN	DARCIE	Social Worker	Greenhalge Elementary School	$91,137.28	15700005	511200	1
1410	DUPONT	AMANDA	Administrative Assistant - Central Office	Business Office	$46,830.68	16040040	511000	1
1410	HIGGINS	CYNTHIA	Administrative Assistant - Central Office	Business Office	$56,420.00	16040040	511000	1
2352	STOTT	LISA	Instructional Specialist	Butler Middle School	$88,291.32	16040040	512141	1
2352	CARROLL	SHEILA	Instructional Specialist	Daley Middle School	$88,291.32	16040040	512141	1
2352	POULIOT	CHARLES	Instructional Specialist	Lowell High School	$94,156.92	16040040	512141	1
2352	OTIS	HEIDI	Instructional Specialist	Pyne Arts Magnet School	$94,156.92	16040040	512141	1
2352	MACLEOD	SUSAN	Instructional Specialist	Robinson Middle School	$94,869.32	16040040	512141	1
2352	STEC	JILL	Instructional Specialist	Stoklosa Middle School	$90,714.00	16040040	512141	1
2352	LOWE	STEFANIE	Instructional Specialist	Sullivan Middle School	$101,213.20	16040040	512141	1
2352	COLLINS	DANIELLE	Instructional Specialist	Wang Middle School	$98,041.24	16040040	512141	1
2352	BUCHANAN	JULIE	Literacy Specialist	Bailey Elementary School	$99,500.72	16040040	512141	1
2352	HICKOK	MAGHAN	Literacy Specialist	Bartlett Community Partnership	$87,498.84	16040040	512141	1
2352	DRISCOLL	MELISSA	Literacy Specialist	Greenhalge Elementary School	$93,409.16	16040040	512141	1
2352	HUBER	DANA	Literacy Specialist	Lincoln Elementary School	$88,291.32	16040040	512141	1
2352	STEELE	LYNNE	Literacy Specialist	McAuliffe Elementary School	$90,986.72	16040040	512141	1
2352	CURLEY	BEATRIZ	Literacy Specialist	McAvinnue Elementary School	$99,499.92	16040040	512141	1
2352	GOLNER	LISA	Literacy Specialist	Moody Elementary School	$92,174.68	16040040	512141	1
2352	SHEPHERD	PATRICIA	Literacy Specialist	Morey Elementary School	$95,089.28	16040040	512141	1
2352	LESNIAK	LAURA	Literacy Specialist	Murkland Elementary School	$100,956.68	16040040	512141	1
2352	GREGOIRE	WENDY	Literacy Specialist	Pawtucketville Memorial Elementary School	$90,985.44	16040040	512141	1
2352	SILVESTRONE	ALISHA	Literacy Specialist	Reilly Elementary School	$90,985.44	16040040	512141	1
2352	MATTHEWS	CINDY	Literacy Specialist	Rogers STEM Academy	$97,332.56	16040040	512141	1
2352	RABIAS	SUSAN	Literacy Specialist	Shaughnessy Elementary School	$97,784.96	16040040	512141	1
2352	HUGO	CATHERINE	Literacy Specialist	Washington Elementary School	$91,383.24	16040040	512141	1
3100	SILVA	MOIRA	Parent Liaison	Bailey Elementary School	$11,340.00	16040040	511000	0.5
3100	BLACK	MARY	Parent Liaison	Bartlett Community Partnership	$11,340.00	16040040	511000	0.5
3100	ROCHA	CHERYL	Parent Liaison	Butler Middle School	$11,340.00	16040040	511000	0.5
3100	PHILLIPS	ABIGAIL	Parent Liaison	Greenhalge Elementary School	$11,340.00	16040040	511000	0.5

These amounts reflect FY20 salaries as collective bargaining contracts end June 30, 2020.

DESE Function Code	LastName	FirstName	Job	Type	ASAL	Org	Object	FTE
3100	LAMBOURNE	KIM	Parent Liaison	Lincoln Elementary School	$11,340.00	16040040	511000	0.5
3100	MIRANDA VALDES	CAROLINA	Parent Liaison	Lowell High School	$11,340.00	16040040	512923	0.5
3100	CABRERA	JESSICA	Parent Liaison	McAvinnue Elementary School	$11,340.00	16040040	511000	0.5
3100	TSELIOS	SHANI	Parent Liaison	Pawtucketville Memorial Elementary School	$11,340.00	16040040	511000	0.5
3100	SANCHEZ	LUZ	Parent Liaison	Reilly Elementary School	$11,340.00	16040040	511000	0.5
3100	FERRITER	MARIANNE	Parent Liaison	Rogers STEM Academy	$11,340.00	16040040	511000	0.5
3100	BURNS	ELLEN	Parent Liaison	Sullivan Middle School	$11,340.00	16040040	511000	0.5
3100	PATINO	KATERYNNE	Parent Liaison	Teaching & Learning	$11,340.00	16040040	511000	0.5
1450	LEW	KIM	Student Data Analyst	Performance Management	$47,759.40	16040040	511000	1
1410	CASEY	BILLIE	Administrative Assistant - Special Ed	Special Education Office	$51,412.92	16110020	511000	1
1410	LAPOINTE	MARY	Administrative Assistant - Special Ed	Special Education Office	$50,126.96	16110020	511000	1
2200	CUNEO	CAROLYN	Alternative School Coordinator	Leblanc Therapeutic Day School	$110,549.92	16110020	511200	1
2120	MALUCCIO	DONNA	Assistant Director of Special Ed	Special Education Office	$118,245.92	16110020	511200	1
2320	NOLAN-STACK	ELIZABETH	Behavior Specialist SPED	Murkland Elementary School	$94,908.32	16110020	512141	1
2320	GARABEDIAN	KAREN	Behavior Therapist	Leblanc Therapeutic Day School	$107,897.92	16110020	512141	1
2320	CAMPBELL	JANE	Evaluation Team Chairperson	Special Education Office	$106,279.68	16110020	512141	1
3200	FOLEY	LEA	Nurse	Adie Day School	$45,479.72	16110020	512141	1
3200	GASPARI	MARIANNE	Nurse	Bartlett Community Partnership	$45,479.72	16110020	512141	1
3200	GHADBAN	SUZANNE	Nurse	Bartlett Community Partnership	$45,479.72	16110020	512141	1
3200	VICENTE	MICHELLE	Nurse	Bartlett Community Partnership	$45,479.72	16110020	512141	1
3200	ABCUNAS	MARYANN	Nurse	Lowell High School	$45,479.72	16110020	512141	1
3200	ARCHAMBAULT	JANICE	Nurse	Lowell High School	$47,082.36	16110020	512141	1
2330	AMIN	JYOTI	Paraprofessional - Special Ed	Adie Day School	$35,498.82	16110020	512958	1
2330	BETTENCOURT	BERNARD	Paraprofessional - Special Ed	Adie Day School	$30,047.68	16110020	512958	1
2330	DOUCETTE	JESSICA	Paraprofessional - Special Ed	Adie Day School	$32,536.40	16110020	512958	1
2330	HOWARD	LUCY	Paraprofessional - Special Ed	Adie Day School	$32,536.40	16110020	512958	1
2330	KEENE	TAYLOR	Paraprofessional - Special Ed	Adie Day School	$32,536.40	16110020	512958	1
2330	POLAK	DIANNE	Paraprofessional - Special Ed	Adie Day School	$24,941.28	16110020	512958	1
2330	ZIER	MATTHEW	Paraprofessional - Special Ed	Adie Day School	$32,536.40	16110020	512958	1
2330	CARABALLO	RICHARD	Paraprofessional - Special Ed	Bartlett Community Partnership	$32,536.40	16110020	512958	1
2330	VAZQUEZ	GISELLE	Paraprofessional - Special Ed	Bartlett Community Partnership	$30,047.68	16110020	512958	1
2330	CALLAHAN	BRYAN	Paraprofessional - Special Ed	Butler Middle School	$26,999.44	16110020	512958	1
2330	SALEM	WASSAN	Paraprofessional - Special Ed	Cardinal O'Connell Early Learning Center	$32,536.40	16110020	512958	1
2330	MANAHAN	HELEN	Paraprofessional - Special Ed	Daley Middle School	$30,130.38	16110020	512958	1
2330	ROGERS	MAUREEN	Paraprofessional - Special Ed	Daley Middle School	$34,324.16	16110020	512958	1
2330	BURNS	CYNTHIA	Paraprofessional - Special Ed	Greenhalge Elementary School	$35,352.24	16110020	512958	1
2330	ROPER	DEBRA	Paraprofessional - Special Ed	Greenhalge Elementary School	$37,154.00	16110020	512958	1
2330	MORALES	LUIS	Paraprofessional - Special Ed	Leblanc Therapeutic Day School	$23,910.64	16110020	512958	1
2330	SHEPARD	MATTHEW	Paraprofessional - Special Ed	Leblanc Therapeutic Day School	$28,374.32	16110020	512958	1
2330	SMITH	LUZ	Paraprofessional - Special Ed	Leblanc Therapeutic Day School	$35,318.22	16110020	512958	1
2330	WELSH	JENNIFER	Paraprofessional - Special Ed	Leblanc Therapeutic Day School	$31,502.64	16110020	512958	1

These amounts reflect FY20 salaries as collective bargaining contracts end June 30, 2020.

DESE Function Code	LastName	FirstName	Job	Type	ASAL	Org	Object	FTE
2330	FIGUEROA	PEDRO	Paraprofessional - Special Ed	Lincoln Elementary School	$26,999.44	16110020	512958	1
2330	GARTHE	LINDA	Paraprofessional - Special Ed	Lincoln Elementary School	$38,131.60	16110020	512958	1
2330	MENDES	LINDA	Paraprofessional - Special Ed	Lincoln Elementary School	$36,951.60	16110020	512958	1
2330	DEMERS	CAROLYN	Paraprofessional - Special Ed	Lowell High School	$38,882.48	16110020	512958	1
2330	DIAMANTOPOULOS	NICHOLAS	Paraprofessional - Special Ed	Lowell High School	$38,280.84	16110020	512958	1
2330	LOGAN	NICHOLAS	Paraprofessional - Special Ed	Lowell High School	$31,503.78	16110020	512958	1
2330	BAILEY	RHONDA	Paraprofessional - Special Ed	McAuliffe Elementary School	$25,855.44	16110020	512958	1
2330	GRAHAM	GRACE	Paraprofessional - Special Ed	McAuliffe Elementary School	$38,882.48	16110020	512958	1
2330	LEPINE	LAUREN	Paraprofessional - Special Ed	McAuliffe Elementary School	$34,468.20	16110020	512958	1
2330	SWANSON	ALYSSA	Paraprofessional - Special Ed	McAuliffe Elementary School	$26,211.78	16110020	512958	1
2330	BAHOU	TYLDA	Paraprofessional - Special Ed	McAvinnue Elementary School	$38,961.52	16110020	512958	1
2330	GRENHAM	EILEEN	Paraprofessional - Special Ed	McAvinnue Elementary School	$32,943.56	16110020	512958	1
2330	MCDONALD	KATHY	Paraprofessional - Special Ed	McAvinnue Elementary School	$35,354.28	16110020	512958	1
2330	RAMIREZ	ARIANA	Paraprofessional - Special Ed	McAvinnue Elementary School	$34,324.16	16110020	512958	1
2330	SEZINE	CLAUDINEIA	Paraprofessional - Special Ed	McAvinnue Elementary School	$38,959.20	16110020	512958	1
2330	BROWN	LAURA	Paraprofessional - Special Ed	Murkland Elementary School	$28,572.44	16110020	512958	1
2330	CARRASCO	MARAISA	Paraprofessional - Special Ed	Murkland Elementary School	$27,197.52	16110020	512958	1
2330	NEWELL	DENISE	Paraprofessional - Special Ed	Murkland Elementary School	$35,580.48	16110020	512958	1
2330	PEREZ	NATHANIEL	Paraprofessional - Special Ed	Murkland Elementary School	$23,525.04	16110020	512958	1
2330	LEMAY	DOREEN	Paraprofessional - Special Ed	Pyne Arts Magnet School	$36,123.88	16110020	512958	1
2330	BENNETT	NIKKI	Paraprofessional - Special Ed	Robinson Middle School	$28,571.76	16110020	512958	1
2330	NEWCOMB	LEEANN	Paraprofessional - Special Ed	Robinson Middle School	$38,280.84	16110020	512958	1
2330	NEWELL	TIMOTHY	Paraprofessional - Special Ed	Robinson Middle School	$27,643.56	16110020	512958	1
2330	SOUSA	ELIZABETH	Paraprofessional - Special Ed	Robinson Middle School	$30,131.40	16110020	512958	1
2330	DURAND	RAYANN	Paraprofessional - Special Ed	Rogers STEM Academy	$28,615.60	16110020	512958	1
2330	RUSHDI	HIND	Paraprofessional - Special Ed	Rogers STEM Academy	$30,131.40	16110020	512958	1
2330	SOUCY	MAUREEN	Paraprofessional - Special Ed	Shaughnessy Elementary School	$37,078.60	16110020	512958	1
2330	MAHONEY	DARLENE	Paraprofessional - Special Ed	Sullivan Middle School	$32,948.76	16110020	512958	1
2330	CASEY	JUDITH	Paraprofessional - Special Ed	Washington Elementary School	$38,961.52	16110020	512958	1
2320	KILFOYLE	MARY ELLEN	Project Coordinator	Special Education Office	$91,648.44	16110020	512141	1
2800	MCKAY	KRISTIN	Social Worker	Laura Lee Therapeutic Day School	$87,647.12	16110020	512141	1
1430	MOSHER-CANTY	JANE	Staff Counsel for Student Svcs	Performance Management	$111,052.76	16110020	511200	1
2352	CARNEY	LAURIE	Early Childhood Specialist	Cardinal O'Connell Early Learning Center	$53,999.92	16180035	511000	1
2200	MARRERO	GLADYS	Administrative Assistant - Schools	Adult Basic Education Program	$50,126.96	16510005	511000	1
	BEAL	DENISE	Facilitator	Adult Basic Education Program	$50,123.32	16510005	512141	1
	GIRALDO	ADRIANA	Student Facilitator	Adult Basic Education Program	$47,877.96	16510005	512141	1
	PEARSON	AMANDA	ESOL Registrar	Adult Basic Education Program	$47,877.96	16510005	512141	1
2352	LACROIX	SUSAN	ECE Asst. Coor/Fam Lit	Cardinal O'Connell Early Learning Center	$92,323.40	16560005	511200	1
2352	WILSON	ELIZABETH	ECE Classroom Developer	Lowell Collaborative Preschool Academy	$87,027.20	16560005	511200	1

These amounts reflect FY20 salaries as collective bargaining contracts end June 30, 2020.

DESE Function Code	LastName	FirstName	Job	Type	ASAL	Org	Object	FTE
2110	CAMPION	LAUREN	Community Schools Program Manager	The Career Academy	$84,905.08	16740005	511000	1
3100	JOSEPH	MICHAEL	Parent Liaison	Lowell High School	$11,340.00	16780008	511000	1
2352	MAGGIO	GUSEPPINA	Coord.- Teacher Acad	Business Office	$94,498.56	16790008	512141	1
2110	ROCHELEAU	CAROLYN	Coord.-Special Programs	Teaching & Learning	$118,572.48	16820010	511200	1
2800	MARKMAN	INGRID	Social Worker	Business Office	$116,875.20	28200010	511100	1

These amounts reflect FY20 salaries as collective bargaining contracts end June 30, 2020.

LOWELL PUBLIC SCHOOLS

Henry J. Mroz Administration Office
155 Merrimack Street
Lowell, Massachusetts 01852

Jaclyn Kelleher-Roy
Grants Manager

Tel: (978) 674-2031
Fax: (978) 937-7620
E-Mail: jkelleher-roy@lowell.k12.ma.us

April 30, 2020

Billie Jo Turner
Chief Financial Officer
Lowell Public Schools

Dear Billie Jo:

The Lowell Public Schools will be submitting applications for federal, state and private grants for the 20-21SY. It is anticipated that the level of funding for the 20-21SY will be less than that of the 19-20SY. The primary area for decrease is a result of multi-year projects coming to an end. The Preschool Enrichment and Full-Service Community Schools grants conclude at the end of the 19-20SY.

School Year	Approved Grants	Approved Amount
2019 - 2020	45	$ 18,221,908
2018 - 2019	46	$ 19,049,500

Also included for reference please find a list of the approved grants for the 2019 - 2020 School Year with more detailed information (e.g. grant fund code, title, amount, funding by major expense category, brief description, positions funded).

Please let me know if you have questions or need additional information.

Thank you.

Jaclyn Kelleher-Roy

Reference 1 – 2020 Grants worksheet by category and FTE (6 pages)

Lowell Public Schools - 2020 approved grants											
Fund	Munis Code	Program Name	# of Staff	Total Grant Award	Supv, Instructional & Support Staff	Tutors	Stipends	Fringe Benefits	Contractual Services (Incl Substitutes)	Supplies	Other (Incl Misc, Student Transporation, Travel & Indirect Costs)
		CURRICULUM									
140	1679	Title IIA - Educator Quality		661,393	141,286		335,856	71,467	112,784		
	Professional development programs to provide support in literacy instruction, mathmatics resources, technology integration and mentoring.										
	Funds 2 FTE.										
		Coordinator - Induction Programs	1.0								
		Clerical Support	1.0								
		Total	2.0								
180	1678	Title III - Limited English Proficiency (LEP)		514,055	11,340	428,400	15,000		22,127	29,188	8,000
	Title III funding supports english language learners providing high quality professional development, lead teacher stipends and tutoring to students in schools with very high										
	limited english proficiency student populations										
	Funds 14.5 FTE										
		Tutors - PT 15 hours/week	28.0								
		PT Parent Liaisons	1.0								
		Total	29.0								
186	1648	Title III - Immigrant Support		23,809		23,809					
	Funding supports english language learners by providing native language tutors and outreach to immigrant families to promote active participation in their children's education										
		Tutors - PT 15 hours/week	3.0								
305	1604	Title I Distribution		5,720,136	2,805,663	1,692,519	236,701	595,284	110,000	211,874	68,095
	Title I funding supports activities to close the achievement gap between all students and special populations. Activities include reading and math intervention, educator quality										
	and effectiveness, assessment and data systems.										
	Funds 96 FTE										
		Academic Coaches	3.0								
		Instructional Coaches - Literacy	22.0								
		Tutors - PT 15 hours/week	118.0								
		PT Parent Liaisons	18.0								
		Clerical Support	3.0								
		Total	164.0								
309	1602	Title IVA - Student Support and Academic Enrich		328,756			60,000		43,167	220,589	5,000
	Funding provides supplemental resources to local school districts to build capacity to help ensure that all students have equitable access to high quality educational experiences										
325	1663	Targeted Assistance		150,000			90,000		56,000	4,000	
	Funding to implement Turnaround Plans for low-performing schools and improving outcomes for students										
400	1636	Occupational Ed - Perkins LHS		132,995	11,200		19,575		10,200	70,081	21,939
	Funding supports occupational ed and vocational skills for Lowell High School students. Activities include enhancing more career pathways and continuing the										
	software platform that helps connect academic achievement to post secondary goals										
539	1659	School Redesign Grant - Robinson		311,590	40,000		137,040	14,436	103,860	14,254	2,000
	Funding to implement Turnaround Plans for lowest performing Level 3 schools										

Lowell Public Schools - 2020 approved grants											
Fund	Munis Code	Program Name	# of Staff	Total Grant Award	Supv, Instructional & Support Staff	Tutors	Stipends	Fringe Benefits	Contractual Services (Incl Substitutes)	Supplies	Other (Incl Misc, Student Transporation, Travel & Indirect Costs)
				7,842,734	**3,009,489**	**2,144,728**	**894,172**	**681,187**	**458,138**	**549,986**	**105,034**
		SPECIAL EDUCATION									
240	1611	SPED 94-142 Allocation		4,157,550	2,317,895		298,052	847,222	103,281	355,936	235,164
	Special Education funding is to ensure students with disabilities have access to a free and appropriate education to meet each students unique needs and prepare each										
	student for further education, employment and independent living.										
	Funds 48 FTE										
		Asst Adminstrator of Special Ed	1.0								
		Coordinator - Alternative School	1.0								
		Staff Counsel for Student Services	1.0								
		Board Certified Behavior Specialist	1.0								
		Behavior Specialist	1.0								
		CSA (Autism) Specialist	1.0								
		Evaluation Team Chairperson	1.0								
		Paraprofessionals	33.0								
		Clerical Support	2.0								
		Nurse	6.0								
		Total	48.0								
				4,157,550	**2,317,895**	**0**	**298,052**	**847,222**	**103,281**	**355,936**	**235,164**
		EARLY CHILDHOOD									
237	1570	Coord Family & Comm Engagement		227,765	177,429			31,062	600	18,574	100
	Funding supports staff who work with Lowell Public Schools early childhood families and community organizations to provide linkages and transition supports for family										
	strengthening and positive parenting solutions										
	Funds 4.13 FTE										
		District Support Specialist	1.0								
		Social Worker	1.0								
		Parent Liaison	4.0								
		Total	6.0								
239	1522	Parent Child Home Program Expansion		46,840			11,226		26,229	4,857	4,528
	Funding supports hard to reach famililes access to preschool programming										
262	1618	Early Childhood SPED Allocation		93,671	66,848		6,768	10,642	4,000	5,413	
	Funding supports children (ages 3-5) with disabilities in high quality programs across settings for services or supports children who are eligible for special ed										

Lowell Public Schools - 2020 approved grants											
Fund	Munis Code	Program Name	# of Staff	Total Grant Award	Supv, Instructional & Support Staff	Tutors	Stipends	Fringe Benefits	Contractual Services (Incl Substitutes)	Supplies	Other (Incl Misc, Student Transporation, Travel & Indirect Costs)
	Funds .96 FTE										
		Social Worker	1.0								
		EC Specialist	1.0								
		Total	2.0								
391	1562	Inclusive Preschool Learning		112,817	102,986			9,831			
	Funding supports teachers and paras working in integrated classrooms supporting inclusion at the Pawtucketville, Rogers and McAuliffe schools										
	Funds 3 FTE										
		Paraprofessionals	3.0								
		Total	3.0								
515	1656	Commonwealth Preschool Partnerships Initiaitve		1,025,000	222,308			18,409	759,232	5,501	19,550
	Funding supports partnership between LPS, UTEC, CTI and Little Sprouts to create models for expanding preschools										
	Funds 2.64 FTE										
		Assistant EC Coordinator	1.0								
		Social Worker	1.0								
		Enrollement/Outreach Specialist	1.0								
		Coaches	2.0								
		Total	1.0								
				1,506,093	**569,571**	**0**	**17,994**	**69,944**	**790,061**	**34,345**	**24,178**
OTHER STUDENT SUPPORT SERVICES											
181	1572	Gateway City English Learner Enrichment		9,950							
	Funding to develop and implement high school academies that would challenge high school English learners to improve academic achievement										
216	1527	Teacher Diversification Pilot Program		122,530			19,000		93,000	7,530	3,000
	Funding supports district efforts to strengthen and diversify existing teacher recruitment and retention programs.										
319	1527	Teacher Diversification Pilot Program		109,530			25,000		7,000	22,530	55,000
	Funding supports district efforts to strengthen and diversify existing teacher recruitment and retention programs.										
244	1628	21st Century Special Education		50,000			50,000				
	Funding supports afterschool programing for students with disabilities that are integrated within the 21st Century Community Learning Program during the school year at five sites.										
245	1643	21st Century Community Learning Centers Enhanced		36,000			36,000				
	Funding supports afterschool programing for students with disabilities that are integrated within the 21st Century Community Learning Program during the school year										
	Funds support staffing										

Lowell Public Schools - 2020 approved grants											
Fund	Munis Code	Program Name	# of Staff	Total Grant Award	Supv, Instructional & Support Staff	Tutors	Stipends	Fringe Benefits	Contractual Services (Incl Substitutes)	Supplies	Other (Incl Misc, Student Transporation, Travel & Indirect Costs)
250	1653	Development and Expansion of High Quality Summer Learning		28,607			28,007				600
	Funding supports the development and expansion of high quality, comprehensive summer learning opportunities for students in districts with high concentrations of economically disadv										
310	1615	McKinney-Vento Homeless		105,000	74,520		7,000		20,000	1,480	2,000
	Funding provides services to at risk students and families who are either homeless or at risk of becoming homeless (e.g. tutoring, educational training for parents, before and										
	after school programs).										
314	1625	Emergency Impact Aid Assistance for Homeless Children and Famillies		11,875			11,875				
	Funding supports students in local shelters and community sites										
320	1632	MassGrad Promising Practices		25,000			4,840		20,160		
	Funding to support Pathways initiative at the Career Academy										
336	1508	Improving Access to Behavioral and Mental Health Services		96,360	46,360		23,200		15,000	10,800	1,000
	Funding to assist in improving student access to behavioral and mental health services by building the capacity of school districts and community-based providers to develop comprehe										
340	1651	Federal - Adult Basic Education		1,032,290	804,340			134,472	6,200	52,671	34,607
	Assists people in obtaining their GED (HiSET). Funds support staff and part time adult educators at five different LAEC sites										
	Funds 14.77 FTE										
		Fiscal Officer	1.0								
		Clerical Support	1.0								
		ABE Education and Career Advisor	2.0								
		ADA Coordinator/HSE Testing Spec.	2.0								
		Community Planner	1.0								
		ESOL Registrar	2.0								
		ABE Registrar	1.0								
		Student Services Coordinator	1.0								
		Adult Ed Instructors (part time) and	39.0								
		other part time staff support									
		Total	50.0								
359	1661	Integrated English Literacy and Civics Education		158,543	102,206			7,712	30,000	11,225	7,400
	Funding supports additional programming for the LAEC										
	Funds 1.10 FTE										
		Program Director	1.0								
		Assessment Specialist	1.0								
		Instructor/Advisor	2.0								
		Total	4.0								
415	1536	Innovation Pathways Implementation		50,000	33,750		4,200	11,138		912	
	Funding to support growing the Innovation Pathway program at Lowell High School										

Lowell Public Schools - 2020 approved grants											
Fund	Munis Code	Program Name	# of Staff	Total Grant Award	Supv, Instructional & Support Staff	Tutors	Stipends	Fringe Benefits	Contractual Services (Incl Substitutes)	Supplies	Other (Incl Misc, Student Transporation, Travel & Indirect Costs)
		Innovation Pathways Specialist	1.0								
		Total	1.0								
461	1541	Early College Planning		27,700			3,000		21,400	2,500	800
	Funding to develop a widespread supportive school culture around postsecondary access and success										
528	1526	Increased Access to Quality Afterschool and Su		118,000	61,000				11,000	8,000	38,000
	Funding to provide before and after school programing to the Pyne Arts and Reilly Schools										
	Funds site managers, teachers, paras and student activities										
589	1530	Civics Teaching and Learning		38,242			3,000		31,650		3,592
	Funding to support civics teaching and learning, including but not limited to implementation of student-led, non-partisan civics projects										
645	1682	21st Century Community Learning Centers		928,364	116,900		525,210	29,421	98,833	28,000	130,000
	Funding supports after school programs at seven schools (Bartlett, Lowell High, McAvinnue, Morey, Murkland, Robinson and Sullivan).										
	Funds site managers, teachers, paras and student activities										
	Funds 1 FTE										
		Coordinator-Special Programs	1.0								
		Total	1.0								
646	1684	21st Century Community Learning Centers		402,853			285,880		31,753	16,000	69,220
	Funding supports out of school programs at four schools (Lincoln, McAuliffe, Shaughnessy and Stoklosa)										
	Funds site managers, teachers paras and student activities										
647	1641	21st Century Community Learning Centers		190,000			126,788		28,228	7,454	27,530
	Funding supports out of school programs at one schools (Butler)										
850	1510	GED Test Centers		7,164						7,164	
	Supplies for GED testing e.g. testing material, printing, computer, printer, scanner maintenance										
USED	1674	Full Service Community Schools		500,000	181,102			15,901	268,657	4,200	30,140
	Year 5 of a 5 year grant supporting high needs alternative high school (LHS Career Acad) as a full service comminuty school site.										
	Funds 2 FTE										
		Community Schools Prog. Manager	1.0								
		Community Fitness Manager	1.0								
		Adult Ed Instructor	1.0								
		Total	3.0								
ORI	1619	Refugee School Impact		28,000		19,000			5,000	4,000	
	Funding supports ESL Tutors (1 FTE) for high school and middle school refugee students as well as a summer program for these students										
542	1528	Summer Meals Expansion		10,409						6,114	4,295
	Funding supports planning to design, support and expand sustainable participation in the summer feeding program										

Lowell Public Schools - 2020 approved grants											
Fund	Munis Code	Program Name	# of Staff	Total Grant Award	Supv, Instructional & Support Staff	Tutors	Stipends	Fringe Benefits	Contractual Services (Incl Substitutes)	Supplies	Other (Incl Misc, Student Transporation, Travel & Indirect Costs)
ARTS	1514	STARS Residency		10,000			200		9,800		
	Funding supports an artist in residence (cultural partner) at the Pyne Arts and Lowell High School										
	1100	Project Lead The Way - Biomedical Science Program		30,000						27,600	2,400
	Funding to offset the costs associated with the PLTW Biomedical Science program.										
	1116	Open Outdoors for Kids Field Trip Grant Prograr		12,064							12,064
	Funding to provide efficient transportation support for primary school students with an emphasis on 4th grade students to visit national parks and other public lands to engage them in m										
	1159	Early College Program		200,000	95,833		3,900	33,542	37,500	1,725	27,500
	Year 1 of a 3 year grant supporting partnership with MCC to build an Early College model that will increase access to Early College for students at LHS.										
	Funds 2 FTE										
		Early College Specialist	1.0								
		Early College Coach	1.0								
		Total	2.0								
	1167	Safer Schools and Communitites Initiative		72,000					22,000	50,000	
	Funding to repair or replace 39 and purchase 4 new fire doors with locking systems										
	1168	Portrait of a Graduate		250,000			45,450		199,088	5,462	
	1138	Diverting Juveniles and Emerging Adults from Criminal Justice System Involvement		50,000			9,600		39,800	600	
	Funding to provide professional development, direct intervention and after school programming to 30 students who have been identified as at risk.										
	1148	Mental Health Awareness for Adult Learners of English as a Second Language		15,000	3,300				5,700	2,700	3,300
	Funding from the GLHA to support Adult Education										
				4,715,531	**280,235**	**19,000**	**59,150**	**49,443**	**587,545**	**109,565**	**79,699**
		Grand Total		**18,221,908**	**6,177,190**	**2,163,728**	**1,269,368**	**1,647,796**	**1,939,025**	**1,049,832**	**444,075**
Indirect Costs on the Title I and SPED Allocation Grants cover the full cost of the Grants Manager and half the Internal Auditor salaries											

Abraham Lincoln Elementary School

Ginger Colemen, Principal
300 Chelmsford Street
Lowell, Massachusetts 01851
978-937-2846

01600020

2019 Accountability: Not requiring assistance or intervention, **Meeting or exceeding targets**
Accountability Percentile: **34** Progress Toward Target: **78%**

2019 MCAS:	**English Language Arts**							**Mathematics**						
	E	**M**	**PM**	**NM**	**Mean**	**SGP**	**%ile**	**E**	**M**	**PM**	**NM**	**Mean**	**SGP**	**%ile**
All Students (school)	9	34	46	11	498.7	61.7	35	3	39	39	19	492.6	57.6	24
Grades 3-8 (district)	6	32	43	19	493.5	47.6		4	33	45	17	492.8	49.4	
Grades 3-8 (state)	10	42	37	11	501.2	49.9		9	40	39	12	499.2	49.9	
High Needs (school)	7	32	49	13	496.3	60.5	64	2	35	42	21	490.1	56.6	45
Grades 3-8 (district)	4	27	46	23	489.4	46.7		3	28	48	21	489.2	48.8	
Grades 3-8 (state)	4	29	47	20	490.7	47.4		3	26	49	21	488.8	47.6	

Enrollment (October 1, 2019)

	PK	**K**	**1**	**2**	**3**	**4**	**5**	**6**	**7**	**8**	**9**	**10**	**11**	**12**	**SP**	**Total**
School	46	86	93	92	91	85										493
District	603	1,098	1,226	1,146	1,173	1,171	1,220	1,220	1,221	1,221	757	779	776	789	34	14,434

Students (October 1, 2019)

	school	**district**
African American	2.8	7.9
Asian	46.7	28.3
Hispanic	32.0	34.4
White	14.0	25.5
Other	4.5	3.9

	school	**district**
First Language Not English	42.2	31.3
English Language Learner	32.9	24.0
Students With Disabilities	16.6	17.9
High Needs	81.5	74.0
Economically Disadvantaged	63.9	57.5

Indicators (2018-19)

	school	**district**
Attendance Rate	93.6	93.6
Average Number of Days Absent	10.9	10.9
Absent 10 or more days	46.4	40.3
Chronically Absent (10% or more)	20.9	17.1
Students with more than 9 Unexcused Absences	35.0	28.3
Retention Rate	1.1	1.5

Special Programs (2020-21)

ABE Program (K-2)

Adjustment (K-2)

Adjustment (3-4)

Bartlett Community Partnership

Peter Holtz, Principal
79 Wannalancit Street
Lowell, Massachusetts 01854
978-937-8968

01600090

2019 Accountability: Requiring assistance or intervention, **In need of focused/targeted support**
Accountability Percentile: **9** Progress Toward Target: **57%**

2019 MCAS:	**English Language Arts**							**Mathematics**						
	E	**M**	**PM**	**NM**	**Mean**	**SGP**	**%ile**	**E**	**M**	**PM**	**NM**	**Mean**	**SGP**	**%ile**
All Students (school)	1	19	50	30	485.2	40.1	6	1	25	51	22	489.6	56.1	18
Grades 3-8 (district)	6	32	43	19	493.5	47.6		4	33	45	17	492.8	49.4	
Grades 3-8 (state)	10	42	37	11	501.2	49.9		9	40	39	12	499.2	49.9	
High Needs (school)	1	15	50	34	483.0	39.5	8	1	21	52	26	487.0	55.5	30
Grades 3-8 (district)	4	27	46	23	489.4	46.7		3	28	48	21	489.2	48.8	
Grades 3-8 (state)	4	29	47	20	490.7	47.4		3	26	49	21	488.8	47.6	

Enrollment (October 1, 2019)

	PK	**K**	**1**	**2**	**3**	**4**	**5**	**6**	**7**	**8**	**9**	**10**	**11**	**12**	**SP**	**Total**
School	41	40	45	42	43	44	62	56	55	60						488
District	603	1,098	1,226	1,146	1,173	1,171	1,220	1,220	1,221	1,221	757	779	776	789	34	14,434

Students (October 1, 2019)

	school	**district**
African American	8.6	7.9
Asian	39.3	28.3
Hispanic	34.0	34.4
White	15.4	25.5
Other	2.7	3.9

	school	**district**
First Language Not English	31.6	31.3
English Language Learner	23.6	24.0
Students With Disabilities	23.2	17.9
High Needs	80.5	74.0
Economically Disadvantaged	63.7	57.5

Indicators (2018-19)

	school	**district**
Attendance Rate	94.0	93.6
Average Number of Days Absent	10.3	10.9
Absent 10 or more days	45.0	40.3
Chronically Absent (10% or more)	17.6	17.1
Students with more than 9 Unexcused Absences	31.3	28.3
Retention Rate	0.3	1.5

Special Programs (2020-21)

Lifeskills (PreK-2)
Lifeskills (2-4)
Lifeskills (5)
Lifeskills (6)
Lifeskills (7-8)

Benjamin F. Butler Middle School

Teresa Soares-Pena, Principal
1140 Gorham Street
Lowell, Massachusetts 01852
978-937-8973

01600310

2019 Accountability: Requiring assistance or intervention, **In need of focused/targeted support**
Accountability Percentile: **10** Progress Toward Target: **59%**

2019 MCAS:	**English Language Arts**							**Mathematics**						
	E	**M**	**PM**	**NM**	**Mean**	**SGP**	**%ile**	**E**	**M**	**PM**	**NM**	**Mean**	**SGP**	**%ile**
All Students (school)	4	33	45	18	491.6	47.5	16	3	33	49	14	492.1	50.3	23
Grades 3-8 (district)	6	32	43	19	493.5	47.6		4	33	45	17	492.8	49.4	
Grades 3-8 (state)	10	42	37	11	501.2	49.9		9	40	39	12	499.2	49.9	
High Needs (school)	2	30	45	22	488.5	46.9	24	2	29	52	17	489.5	49.7	43
Grades 3-8 (district)	4	27	46	23	489.4	46.7		3	28	48	21	489.2	48.8	
Grades 3-8 (state)	4	29	47	20	490.7	47.4		3	26	49	21	488.8	47.6	

Enrollment (October 1, 2019)

	PK	**K**	**1**	**2**	**3**	**4**	**5**	**6**	**7**	**8**	**9**	**10**	**11**	**12**	**SP**	**Total**
School							141	147	144	139						571
District	603	1,098	1,226	1,146	1,173	1,171	1,220	1,220	1,221	1,221	757	779	776	789	34	14,434

Students (October 1, 2019)

	school	**district**
African American	7.0	7.9
Asian	29.4	28.3
Hispanic	33.1	34.4
White	24.5	25.5
Other	6.0	3.9

	school	**district**
First Language Not English	21.9	31.3
English Language Learner	15.4	24.0
Students With Disabilities	19.8	17.9
High Needs	77.9	74.0
Economically Disadvantaged	57.8	57.5

Indicators (2018-19)

	school	**district**
Attendance Rate	95.0	93.6
Average Number of Days Absent	8.7	10.9
Absent 10 or more days	35.6	40.3
Chronically Absent (10% or more)	11.3	17.1
Students with more than 9 Unexcused Absences	25.5	28.3
Retention Rate	0.0	1.5

Special Programs (2020-21)

Adjustment (5-6)
Adjustment (7-8)
Newcomer (5-6)
Newcomer (7-8)

Cardinal O'Connell Early Learning Center

Lisa Van Thiel, Coordinator
21 Carter Street
Lowell, Massachusetts 01852
978-446-7000

01600001



2019 Accountability: Insufficient data, **Insufficient data**
Accountability Percentile: **Progress Toward Target: %**

2019 MCAS:	**English Language Arts**							**Mathematics**						
	E	**M**	**PM**	**NM**	**Mean**	**SGP**	**%ile**	**E**	**M**	**PM**	**NM**	**Mean**	**SGP**	**%ile**
All Students (school)														
Grades 3-8 (district)	6	32	43	19	493.5	47.6		4	33	45	17	492.8	49.4	
Grades 3-8 (state)	10	42	37	11	501.2	49.9		9	40	39	12	499.2	49.9	
High Needs (school)														
Grades 3-8 (district)	4	27	46	23	489.4	46.7		3	28	48	21	489.2	48.8	
Grades 3-8 (state)	4	29	47	20	490.7	47.4		3	26	49	21	488.8	47.6	

Enrollment (October 1, 2019)

	PK	**K**	**1**	**2**	**3**	**4**	**5**	**6**	**7**	**8**	**9**	**10**	**11**	**12**	**SP**	**Total**
School	109															109
District	603	1,098	1,226	1,146	1,173	1,171	1,220	1,220	1,221	1,221	757	779	776	789	34	14,434

Students (October 1, 2019)

	school	**district**
African American	4.6	7.9
Asian	23.9	28.3
Hispanic	39.4	34.4
White	27.5	25.5
Other	4.6	3.9

	school	**district**
First Language Not English	34.9	31.3
English Language Learner	11.0	24.0
Students With Disabilities	42.2	17.9
High Needs	81.7	74.0
Economically Disadvantaged	58.7	57.5

Indicators (2018-19)

	school	**district**
Attendance Rate	89.2	93.6
Average Number of Days Absent	15.5	10.9
Absent 10 or more days	57.6	40.3
Chronically Absent (10% or more)	39.4	17.1
Students with more than 9 Unexcused Absences	52.3	28.3
Retention Rate		1.5

Special Programs (2020-21)

Charles W. Morey Elementary School

Kathleen McLaughlin, Principal
130 Pine Street
Lowell, Massachusetts 01851
978-937-7662

01600030

2019 Accountability: Not requiring assistance or intervention, **Substantial progress toward targets**
Accountability Percentile: **63** Progress Toward Target: **63%**

2019 MCAS:	**English Language Arts**							**Mathematics**						
	E	**M**	**PM**	**NM**	**Mean**	**SGP**	**%ile**	**E**	**M**	**PM**	**NM**	**Mean**	**SGP**	**%ile**
All Students (school)	13	40	40	6	504.8	52.0	60	3	52	39	6	501.9	53.9	59
Grades 3-8 (district)	6	32	43	19	493.5	47.6		4	33	45	17	492.8	49.4	
Grades 3-8 (state)	10	42	37	11	501.2	49.9		9	40	39	12	499.2	49.9	
High Needs (school)	8	38	46	8	500.6	48.6	83	1	44	46	8	498.5	50.4	83
Grades 3-8 (district)	4	27	46	23	489.4	46.7		3	28	48	21	489.2	48.8	
Grades 3-8 (state)	4	29	47	20	490.7	47.4		3	26	49	21	488.8	47.6	

Enrollment (October 1, 2019)

	PK	**K**	**1**	**2**	**3**	**4**	**5**	**6**	**7**	**8**	**9**	**10**	**11**	**12**	**SP**	**Total**
School	57	82	93	90	89	87										498
District	603	1,098	1,226	1,146	1,173	1,171	1,220	1,220	1,221	1,221	757	779	776	789	34	14,434

Students (October 1, 2019)

	school	**district**
African American	5.0	7.9
Asian	61.8	28.3
Hispanic	11.0	34.4
White	17.5	25.5
Other	4.7	3.9

	school	**district**
First Language Not English	43.2	31.3
English Language Learner	35.7	24.0
Students With Disabilities	15.9	17.9
High Needs	69.3	74.0
Economically Disadvantaged	45.4	57.5

Indicators (2018-19)

	school	**district**
Attendance Rate	95.6	93.6
Average Number of Days Absent	7.5	10.9
Absent 10 or more days	29.0	40.3
Chronically Absent (10% or more)	9.2	17.1
Students with more than 9 Unexcused Absences	19.8	28.3
Retention Rate	0.8	1.5

Special Programs (2020-21)

Lifeskills (Intensive PK-1)
Lifeskills (Intensive 2-4)

Charlotte M. Murkland Elementary School

Kevin Andriolo, Principal
350 Adams Street
Lowell, Massachusetts 01854
978-937-2826

01600080

2019 Accountability: Not requiring assistance or intervention, **Substantial progress toward targets**
Accountability Percentile: **31** Progress Toward Target: **65%**

2019 MCAS:	English Language Arts							Mathematics						
	E	M	PM	NM	Mean	SGP	%ile	E	M	PM	NM	Mean	SGP	%ile
All Students (school)	2	34	54	10	493.4	44.1	19	5	40	47	9	497.9	53.8	43
Grades 3-8 (district)	6	32	43	19	493.5	47.6		4	33	45	17	492.8	49.4	
Grades 3-8 (state)	10	42	37	11	501.2	49.9		9	40	39	12	499.2	49.9	
High Needs (school)	1	33	55	11	492.0	45.1	42	4	41	46	10	497.2	54.6	79
Grades 3-8 (district)	4	27	46	23	489.4	46.7		3	28	48	21	489.2	48.8	
Grades 3-8 (state)	4	29	47	20	490.7	47.4		3	26	49	21	488.8	47.6	

Enrollment (October 1, 2019)

	PK	K	1	2	3	4	5	6	7	8	9	10	11	12	SP	Total
School	46	77	89	89	93	81										475
District	603	1,098	1,226	1,146	1,173	1,171	1,220	1,220	1,221	1,221	757	779	776	789	34	14,434

Students (October 1, 2019)

	school	district
African American	6.3	7.9
Asian	40.0	28.3
Hispanic	38.3	34.4
White	12.8	25.5
Other	2.6	3.9

	school	district
First Language Not English	48.4	31.3
English Language Learner	34.9	24.0
Students With Disabilities	15.8	17.9
High Needs	85.7	74.0
Economically Disadvantaged	73.1	57.5

Indicators (2018-19)

	school	district
Attendance Rate	95.0	93.6
Average Number of Days Absent	8.4	10.9
Absent 10 or more days	34.0	40.3
Chronically Absent (10% or more)	12.0	17.1
Students with more than 9 Unexcused Absences	21.8	28.3
Retention Rate	2.2	1.5

Special Programs (2020-21)

Adjustment (K-2)
Adjustment (3-4)
Newcomer (1-2)
Newcomer (3-4)

Dr. An Wang Middle School

Matthew Stahl, Principal
365 West Meadow Road
Lowell, Massachusetts 01854
978-937-7683

01600345

2019 Accountability: Not requiring assistance or intervention, **Substantial progress toward targets**
Accountability Percentile: **34** Progress Toward Target: **56%**

2019 MCAS:	English Language Arts							Mathematics						
	E	M	PM	NM	Mean	SGP	%ile	E	M	PM	NM	Mean	SGP	%ile
All Students (school)	7	41	37	15	497.7	51.0	32	6	37	44	13	495.8	53.5	35
Grades 3-8 (district)	6	32	43	19	493.5	47.6		4	33	45	17	492.8	49.4	
Grades 3-8 (state)	10	42	37	11	501.2	49.9		9	40	39	12	499.2	49.9	
High Needs (school)	4	34	42	19	492.5	49.9	45	4	31	49	17	490.8	51.1	49
Grades 3-8 (district)	4	27	46	23	489.4	46.7		3	28	48	21	489.2	48.8	
Grades 3-8 (state)	4	29	47	20	490.7	47.4		3	26	49	21	488.8	47.6	

Enrollment (October 1, 2019)

	PK	K	1	2	3	4	5	6	7	8	9	10	11	12	SP	Total
School							169	174	172	200						715
District	603	1,098	1,226	1,146	1,173	1,171	1,220	1,220	1,221	1,221	757	779	776	789	34	14,434

Students (October 1, 2019)

	school	district
African American	8.3	7.9
Asian	17.2	28.3
Hispanic	40.4	34.4
White	28.8	25.5
Other	5.3	3.9

	school	district
First Language Not English	29.2	31.3
English Language Learner	26.9	24.0
Students With Disabilities	15.2	17.9
High Needs	70.8	74.0
Economically Disadvantaged	54.3	57.5

Indicators (2018-19)

	school	district
Attendance Rate	95.3	93.6
Average Number of Days Absent	8.2	10.9
Absent 10 or more days	33.5	40.3
Chronically Absent (10% or more)	11.3	17.1
Students with more than 9 Unexcused Absences	19.2	28.3
Retention Rate	0.6	1.5

Special Programs (2020-21)

Adjustment (5-6)
Adjustment (7-8)
Newcomer (5-6)
Newcomer (7-8)

Dr. Gertrude Bailey Elementary School

Kimberley Clements, Principal
175 Campbell Drive
Lowell, Massachusetts 01851
978-937-7644

01600002

2019 Accountability: Not requiring assistance or intervention, **Substantial progress toward targets**
Accountability Percentile: **59** Progress Toward Target: **50%**

2019 MCAS:	English Language Arts							Mathematics						
	E	M	PM	NM	Mean	SGP	%ile	E	M	PM	NM	Mean	SGP	%ile
All Students (school)	15	40	37	8	506.9	54.6	68	9	45	34	13	502.0	48.6	60
Grades 3-8 (district)	6	32	43	19	493.5	47.6		4	33	45	17	492.8	49.4	
Grades 3-8 (state)	10	42	37	11	501.2	49.9		9	40	39	12	499.2	49.9	
High Needs (school)	9	35	44	12	501.3	51.0	85	6	39	36	19	497.4	48.2	80
Grades 3-8 (district)	4	27	46	23	489.4	46.7		3	28	48	21	489.2	48.8	
Grades 3-8 (state)	4	29	47	20	490.7	47.4		3	26	49	21	488.8	47.6	

Enrollment (October 1, 2019)

	PK	K	1	2	3	4	5	6	7	8	9	10	11	12	SP	Total
School	30	92	95	91	92	89										489
District	603	1,098	1,226	1,146	1,173	1,171	1,220	1,220	1,221	1,221	757	779	776	789	34	14,434

Students (October 1, 2019)

	school	district
African American	5.3	7.9
Asian	42.3	28.3
Hispanic	21.7	34.4
White	26.6	25.5
Other	4.1	3.9

	school	district
First Language Not English	34.6	31.3
English Language Learner	28.4	24.0
Students With Disabilities	18.8	17.9
High Needs	63.2	74.0
Economically Disadvantaged	45.0	57.5

Indicators (2018-19)

	school	district
Attendance Rate	95.4	93.6
Average Number of Days Absent	8.1	10.9
Absent 10 or more days	32.1	40.3
Chronically Absent (10% or more)	8.5	17.1
Students with more than 9 Unexcused Absences	18.8	28.3
Retention Rate	0.5	1.5

Special Programs (2020-21)

CSA (PreK)
CSA (K-1)
CSA (2-4)

Dr. Janice Adie Day School

Patricia Clark-Nowoswiat, Coordinator
60 Carlisle Street
Chelmsford, Massachusetts 01824
978-688-4793

01600605

2019 Accountability: Insufficient data, **Insufficient data**
Accountability Percentile: **Progress Toward Target: %**

2019 MCAS:	**English Language Arts**							**Mathematics**						
	E	**M**	**PM**	**NM**	**Mean**	**SGP**	**%ile**	**E**	**M**	**PM**	**NM**	**Mean**	**SGP**	**%ile**
All Students (school)	0	0	0	100				0	0	0	100			
Grades 3-8 (district)	6	32	43	19	493.5	47.6		4	33	45	17	492.8	49.4	
Grades 3-8 (state)	10	42	37	11	501.2	49.9		9	40	39	12	499.2	49.9	
High Needs (school)	0	0	0	100				0	0	0	100			
Grades 3-8 (district)	4	27	46	23	489.4	46.7		3	28	48	21	489.2	48.8	
Grades 3-8 (state)	4	29	47	20	490.7	47.4		3	26	49	21	488.8	47.6	

Enrollment (October 1, 2019)

	PK	**K**	**1**	**2**	**3**	**4**	**5**	**6**	**7**	**8**	**9**	**10**	**11**	**12**	**SP**	**Total**
School	3	3	7	7	11	7	3	1	5	4		1		1		53
District	603	1,098	1,226	1,146	1,173	1,171	1,220	1,220	1,221	1,221	757	779	776	789	34	14,434

Students (October 1, 2019)

	school	**district**
African American	17.0	7.9
Asian	18.9	28.3
Hispanic	28.3	34.4
White	32.1	25.5
Other	3.7	3.9

	school	**district**
First Language Not English	15.1	31.3
English Language Learner	3.8	24.0
Students With Disabilities	100.0	17.9
High Needs	100.0	74.0
Economically Disadvantaged	66.0	57.5

Indicators (2018-19)

	school	**district**
Attendance Rate	88.3	93.6
Average Number of Days Absent	20.3	10.9
Absent 10 or more days	57.1	40.3
Chronically Absent (10% or more)	42.9	17.1
Students with more than 9 Unexcused Absences	12.2	28.3
Retention Rate	0.0	1.5

Special Programs (2020-21)

CSA (PK-12)

Frederic T. Greenhalge Elementary School

Jennifer Scarpati, Principal
149 Ennell Street
Lowell, Massachusetts 01850
978-937-7670

01600015

2019 Accountability: Not requiring assistance or intervention, **Moderate progress toward targets**
Accountability Percentile: **13** Progress Toward Target: **40%**

2019 MCAS:	English Language Arts							Mathematics						
	E	M	PM	NM	Mean	SGP	%ile	E	M	PM	NM	Mean	SGP	%ile
All Students (school)	2	26	49	23	488.8	51.1	10	3	26	48	23	486.9	50.8	13
Grades 3-8 (district)	6	32	43	19	493.5	47.6		4	33	45	17	492.8	49.4	
Grades 3-8 (state)	10	42	37	11	501.2	49.9		9	40	39	12	499.2	49.9	
High Needs (school)	3	22	49	26	486.7	50.5	17	3	25	46	26	485.2	52.3	22
Grades 3-8 (district)	4	27	46	23	489.4	46.7		3	28	48	21	489.2	48.8	
Grades 3-8 (state)	4	29	47	20	490.7	47.4		3	26	49	21	488.8	47.6	

Enrollment (October 1, 2019)

	PK	K	1	2	3	4	5	6	7	8	9	10	11	12	SP	Total
School	51	81	93	74	86	88										473
District	603	1,098	1,226	1,146	1,173	1,171	1,220	1,220	1,221	1,221	757	779	776	789	34	14,434

Students (October 1, 2019)

	school	district
African American	11.6	7.9
Asian	11.0	28.3
Hispanic	48.2	34.4
White	25.2	25.5
Other	4.0	3.9

	school	district
First Language Not English	33.4	31.3
English Language Learner	26.2	24.0
Students With Disabilities	17.5	17.9
High Needs	83.7	74.0
Economically Disadvantaged	72.3	57.5

Indicators (2018-19)

	school	district
Attendance Rate	92.4	93.6
Average Number of Days Absent	12.5	10.9
Absent 10 or more days	54.4	40.3
Chronically Absent (10% or more)	26.3	17.1
Students with more than 9 Unexcused Absences	38.7	28.3
Retention Rate	0.0	1.5

Special Programs (2020-21)

CSA (PK)
CSA (PK-K)
CSA (1-2)

Henry J. Robinson Middle School

Bridget Dowling, Principal
110 June Street
Lowell, Massachusetts 01850
978-937-8974

01600330

2019 Accountability: Requiring assistance or intervention, **In need of focused/targeted support**
Accountability Percentile: **2** Progress Toward Target: **21%**

2019 MCAS:	**English Language Arts**							**Mathematics**						
	E	**M**	**PM**	**NM**	**Mean**	**SGP**	**%ile**	**E**	**M**	**PM**	**NM**	**Mean**	**SGP**	**%ile**
All Students (school)	2	16	48	34	480.1	34.9	3	1	19	49	31	481.0	32.1	6
Grades 3-8 (district)	6	32	43	19	493.5	47.6		4	33	45	17	492.8	49.4	
Grades 3-8 (state)	10	42	37	11	501.2	49.9		9	40	39	12	499.2	49.9	
High Needs (school)	2	14	46	38	477.7	35.2	3	1	16	47	36	478.7	32.7	6
Grades 3-8 (district)	4	27	46	23	489.4	46.7		3	28	48	21	489.2	48.8	
Grades 3-8 (state)	4	29	47	20	490.7	47.4		3	26	49	21	488.8	47.6	

Enrollment (October 1, 2019)

	PK	**K**	**1**	**2**	**3**	**4**	**5**	**6**	**7**	**8**	**9**	**10**	**11**	**12**	**SP**	**Total**
School							162	152	158	171						643
District	603	1,098	1,226	1,146	1,173	1,171	1,220	1,220	1,221	1,221	757	779	776	789	34	14,434

Students (October 1, 2019)

	school	**district**
African American	8.7	7.9
Asian	15.1	28.3
Hispanic	49.9	34.4
White	23.8	25.5
Other	2.5	3.9

	school	**district**
First Language Not English	30.2	31.3
English Language Learner	25.2	24.0
Students With Disabilities	19.3	17.9
High Needs	83.2	74.0
Economically Disadvantaged	70.5	57.5

Indicators (2018-19)

	school	**district**
Attendance Rate	93.6	93.6
Average Number of Days Absent	10.7	10.9
Absent 10 or more days	48.3	40.3
Chronically Absent (10% or more)	19.0	17.1
Students with more than 9 Unexcused Absences	35.8	28.3
Retention Rate	0.0	1.5

Special Programs (2020-21)

Language Based (5-6)
Language Based (7-8)
Deaf and Hard of Hearing (5-8)
Newcomer (5-6)
Newcomer (7-8)

James S. Daley Middle School

William Skinner, Principal
150 Fleming Street
Lowell, Massachusetts 01851
978-937-8981

01600315

2019 Accountability: Not requiring assistance or intervention, **Meeting or exceeding targets**
Accountability Percentile: **53** Progress Toward Target: **80%**

2019 MCAS:	**English Language Arts**							**Mathematics**						
	E	**M**	**PM**	**NM**	**Mean**	**SGP**	**%ile**	**E**	**M**	**PM**	**NM**	**Mean**	**SGP**	**%ile**
All Students (school)	10	44	33	13	503.4	53.1	54	10	47	32	11	505.6	57.3	73
Grades 3-8 (district)	6	32	43	19	493.5	47.6		4	33	45	17	492.8	49.4	
Grades 3-8 (state)	10	42	37	11	501.2	49.9		9	40	39	12	499.2	49.9	
High Needs (school)	7	36	38	19	497.7	52.1	71	7	41	35	16	501.3	58.1	90
Grades 3-8 (district)	4	27	46	23	489.4	46.7		3	28	48	21	489.2	48.8	
Grades 3-8 (state)	4	29	47	20	490.7	47.4		3	26	49	21	488.8	47.6	

Enrollment (October 1, 2019)

	PK	**K**	**1**	**2**	**3**	**4**	**5**	**6**	**7**	**8**	**9**	**10**	**11**	**12**	**SP**	**Total**
School							179	179	166	173						697
District	603	1,098	1,226	1,146	1,173	1,171	1,220	1,220	1,221	1,221	757	779	776	789	34	14,434

Students (October 1, 2019)

	school	**district**
African American	3.9	7.9
Asian	45.8	28.3
Hispanic	18.5	34.4
White	27.1	25.5
Other	4.7	3.9

	school	**district**
First Language Not English	21.4	31.3
English Language Learner	13.1	24.0
Students With Disabilities	19.9	17.9
High Needs	64.0	74.0
Economically Disadvantaged	41.9	57.5

Indicators (2018-19)

	school	**district**
Attendance Rate	96.4	93.6
Average Number of Days Absent	6.4	10.9
Absent 10 or more days	22.2	40.3
Chronically Absent (10% or more)	4.9	17.1
Students with more than 9 Unexcused Absences	14.2	28.3
Retention Rate	0.3	1.5

Special Programs (2012-21)

Lifeskills (5-6)
Lifeskills (7-8)
Lifeskills (Intensive 5-8)
CSA (5-6)
CSA (7-8)

James Sullivan Middle School

Edward Foster, Principal
150 Draper Street
Lowell, Massachusetts 01852
978-937-8993

01600340

2019 Accountability: Requiring assistance or intervention, **In need of focused/targeted support**
Accountability Percentile: **3** Progress Toward Target: **25%**

2019 MCAS:	**English Language Arts**							**Mathematics**						
	E	**M**	**PM**	**NM**	**Mean**	**SGP**	**%ile**	**E**	**M**	**PM**	**NM**	**Mean**	**SGP**	**%ile**
All Students (school)	3	23	50	25	485.6	41.6	7	2	22	52	23	485.7	40.0	10
Grades 3-8 (district)	6	32	43	19	493.5	47.6		4	33	45	17	492.8	49.4	
Grades 3-8 (state)	10	42	37	11	501.2	49.9		9	40	39	12	499.2	49.9	
High Needs (school)	2	16	52	31	480.8	42.4	5	1	16	54	29	481.2	40.2	10
Grades 3-8 (district)	4	27	46	23	489.4	46.7		3	28	48	21	489.2	48.8	
Grades 3-8 (state)	4	29	47	20	490.7	47.4		3	26	49	21	488.8	47.6	

Enrollment (October 1, 2019)

	PK	**K**	**1**	**2**	**3**	**4**	**5**	**6**	**7**	**8**	**9**	**10**	**11**	**12**	**SP**	**Total**
School							160	166	175	175						676
District	603	1,098	1,226	1,146	1,173	1,171	1,220	1,220	1,221	1,221	757	779	776	789	34	14,434

Students (October 1, 2019)

	school	**district**
African American	6.5	7.9
Asian	13.2	28.3
Hispanic	42.8	34.4
White	32.2	25.5
Other	5.3	3.9

	school	**district**
First Language Not English	33.7	31.3
English Language Learner	27.1	24.0
Students With Disabilities	20.7	17.9
High Needs	78.6	74.0
Economically Disadvantaged	62.3	57.5

Indicators (2018-19)

	school	**district**
Attendance Rate	93.9	93.6
Average Number of Days Absent	10.6	10.9
Absent 10 or more days	41.7	40.3
Chronically Absent (10% or more)	17.2	17.1
Students with more than 9 Unexcused Absences	30.1	28.3
Retention Rate	0.0	1.5

Special Programs (2020-21)

Adjustment (5-6)
Adjustment (7-8)
CSA (5-6)
CSA (7-8)
Newcomer (5-6)
Newcomer (7-8)

John J. Shaughnessy Elementary School

Gregory Passeri, Principal
1158 Gorham Street
Lowell, Massachusetts 01852
978-937-7657

01600050

2019 Accountability: Not requiring assistance or intervention, **Substantial progress toward targets**
Accountability Percentile: **47** Progress Toward Target: **58%**

2019 MCAS:	English Language Arts							Mathematics						
	E	M	PM	NM	Mean	SGP	%ile	E	M	PM	NM	Mean	SGP	%ile
All Students (school)	13	35	45	7	503.1	59.5	53	4	41	46	9	498.4	47.7	45
Grades 3-8 (district)	6	32	43	19	493.5	47.6		4	33	45	17	492.8	49.4	
Grades 3-8 (state)	10	42	37	11	501.2	49.9		9	40	39	12	499.2	49.9	
High Needs (school)	9	32	50	9	498.9	56.6	77	5	37	47	11	496.1	50.2	74
Grades 3-8 (district)	4	27	46	23	489.4	46.7		3	28	48	21	489.2	48.8	
Grades 3-8 (state)	4	29	47	20	490.7	47.4		3	26	49	21	488.8	47.6	

Enrollment (October 1, 2019)

	PK	K	1	2	3	4	5	6	7	8	9	10	11	12	SP	Total
School	30	86	97	87	87	94										481
District	603	1,098	1,226	1,146	1,173	1,171	1,220	1,220	1,221	1,221	757	779	776	789	34	14,434

Students (October 1, 2019)

	school	district
African American	5.2	7.9
Asian	30.8	28.3
Hispanic	38.3	34.4
White	23.1	25.5
Other	2.6	3.9

	school	district
First Language Not English	36.6	31.3
English Language Learner	31.0	24.0
Students With Disabilities	17.3	17.9
High Needs	78.6	74.0
Economically Disadvantaged	59.7	57.5

Indicators (2018-19)

	school	district
Attendance Rate	94.9	93.6
Average Number of Days Absent	8.7	10.9
Absent 10 or more days	39.8	40.3
Chronically Absent (10% or more)	12.5	17.1
Students with more than 9 Unexcused Absences	29.2	28.3
Retention Rate	0.0	1.5

Special Programs (2020-21)

CSA (PreK)
CSA (K-2)
CSA (3-4)

Joseph McAvinnue Elementary School

Michael Domina, Principal
131 Mammoth Road
Lowell, Massachusetts 01854
978-937-2871

01600010

2019 Accountability: Not requiring assistance or intervention, **Substantial progress toward targets**
Accountability Percentile: **14** Progress Toward Target: **60%**

2019 MCAS:	**English Language Arts**							**Mathematics**						
	E	**M**	**PM**	**NM**	**Mean**	**SGP**	**%ile**	**E**	**M**	**PM**	**NM**	**Mean**	**SGP**	**%ile**
All Students (school)	4	32	50	14	494.1	43.7	21	4	29	48	19	491.1	42.6	20
Grades 3-8 (district)	6	32	43	19	493.5	47.6		4	33	45	17	492.8	49.4	
Grades 3-8 (state)	10	42	37	11	501.2	49.9		9	40	39	12	499.2	49.9	
High Needs (school)	2	28	53	17	491.5	41.5	39	4	24	49	23	489.0	44.7	41
Grades 3-8 (district)	4	27	46	23	489.4	46.7		3	28	48	21	489.2	48.8	
Grades 3-8 (state)	4	29	47	20	490.7	47.4		3	26	49	21	488.8	47.6	

Enrollment (October 1, 2019)

	PK	**K**	**1**	**2**	**3**	**4**	**5**	**6**	**7**	**8**	**9**	**10**	**11**	**12**	**SP**	**Total**
School	31	82	92	89	90	88										472
District	603	1,098	1,226	1,146	1,173	1,171	1,220	1,220	1,221	1,221	757	779	776	789	34	14,434

Students (October 1, 2019)

	school	**district**
African American	7.6	7.9
Asian	16.9	28.3
Hispanic	49.8	34.4
White	21.8	25.5
Other	3.9	3.9

	school	**district**
First Language Not English	41.3	31.3
English Language Learner	34.7	24.0
Students With Disabilities	15.7	17.9
High Needs	81.8	74.0
Economically Disadvantaged	66.9	57.5

Indicators (2018-19)

	school	**district**
Attendance Rate	94.1	93.6
Average Number of Days Absent	9.7	10.9
Absent 10 or more days	41.8	40.3
Chronically Absent (10% or more)	15.5	17.1
Students with more than 9 Unexcused Absences	25.7	28.3
Retention Rate	0.6	1.5

Special Programs (2020-21)

CSA (PreK)
CSA (K-1)
CSA (2-4)

Kathryn P. Stoklosa Middle School

James Cardaci, Principal
560 Broadway Street
Lowell, Massachusetts 01854
978-275-6330

01600360

2019 Accountability: Requiring assistance or intervention, **In need of focused/targeted support**
Accountability Percentile: **17** Progress Toward Target: **67%**

2019 MCAS:	**English Language Arts**							**Mathematics**						
	E	**M**	**PM**	**NM**	**Mean**	**SGP**	**%ile**	**E**	**M**	**PM**	**NM**	**Mean**	**SGP**	**%ile**
All Students (school)	3	32	46	19	490.2	53.6	13	4	34	49	13	493.3	52.8	27
Grades 3-8 (district)	6	32	43	19	493.5	47.6		4	33	45	17	492.8	49.4	
Grades 3-8 (state)	10	42	37	11	501.2	49.9		9	40	39	12	499.2	49.9	
High Needs (school)	2	29	48	21	488.2	53.0	23	4	31	51	14	491.6	53.0	53
Grades 3-8 (district)	4	27	46	23	489.4	46.7		3	28	48	21	489.2	48.8	
Grades 3-8 (state)	4	29	47	20	490.7	47.4		3	26	49	21	488.8	47.6	

Enrollment (October 1, 2019)

	PK	**K**	**1**	**2**	**3**	**4**	**5**	**6**	**7**	**8**	**9**	**10**	**11**	**12**	**SP**	**Total**
School							168	170	167	177						682
District	603	1,098	1,226	1,146	1,173	1,171	1,220	1,220	1,221	1,221	757	779	776	789	34	14,434

Students (October 1, 2019)

	school	**district**
African American	4.5	7.9
Asian	47.4	28.3
Hispanic	31.7	34.4
White	12.6	25.5
Other	3.8	3.9

	school	**district**
First Language Not English	37.8	31.3
English Language Learner	27.7	24.0
Students With Disabilities	16.0	17.9
High Needs	84.5	74.0
Economically Disadvantaged	63.6	57.5

Indicators (2018-19)

	school	**district**
Attendance Rate	94.9	93.6
Average Number of Days Absent	8.8	10.9
Absent 10 or more days	31.5	40.3
Chronically Absent (10% or more)	11.1	17.1
Students with more than 9 Unexcused Absences	14.7	28.3
Retention Rate	0.0	1.5

Special Programs (2020-21)

Adjustment (5-6)
Adjustment (7-8)
Newcomer (5-6)
Newcomer (7-8)

Laura Lee Therapeutic Day School

Paula Peters, Coordinator
235 Powell Street
Lowell, Massachusetts 01851
978-937-7655

01600085

2019 Accountability: Requiring assistance or intervention, **In need of focused/targeted support**
Accountability Percentile: **Progress Toward Target: %**

2019 MCAS:	English Language Arts							Mathematics						
	E	M	PM	NM	Mean	SGP	%ile	E	M	PM	NM	Mean	SGP	%ile
All Students (school)	0	0	41	59	466.5		1	0	0	38	63	465.2		1
Grades 3-8 (district)	6	32	43	19	493.5	47.6		4	33	45	17	492.8	49.4	
Grades 3-8 (state)	10	42	37	11	501.2	49.9		9	40	39	12	499.2	49.9	
High Needs (school)	0	0	41	59	466.5		1	0	0	38	63	465.2		1
Grades 3-8 (district)	4	27	46	23	489.4	46.7		3	28	48	21	489.2	48.8	
Grades 3-8 (state)	4	29	47	20	490.7	47.4		3	26	49	21	488.8	47.6	

Enrollment (October 1, 2019)

	PK	K	1	2	3	4	5	6	7	8	9	10	11	12	SP	Total
School					2	1	1	5	9	3						21
District	603	1,098	1,226	1,146	1,173	1,171	1,220	1,220	1,221	1,221	757	779	776	789	34	14,434

Students (October 1, 2019)

	school	district
African American	9.5	7.9
Asian	0.0	28.3
Hispanic	47.6	34.4
White	33.3	25.5
Other	9.6	3.9

	school	district
First Language Not English	9.5	31.3
English Language Learner	9.5	24.0
Students With Disabilities	100.0	17.9
High Needs	100.0	74.0
Economically Disadvantaged	85.7	57.5

Indicators (2018-19)

	school	district
Attendance Rate	86.2	93.6
Average Number of Days Absent	24.2	10.9
Absent 10 or more days	73.7	40.3
Chronically Absent (10% or more)	57.9	17.1
Students with more than 9 Unexcused Absences	73.7	28.3
Retention Rate	0.0	1.5

Special Programs (2020-21)

Leblanc Therapeutic Day School

Carolyn Cuneo, Coordinator
58 Sycamore Street
Lowell, Massachusetts 01852
978-970-5467

01600320

2019 Accountability: InsufLicient data, **InsufZicient data**
Accountability Percentile: **Progress Toward Target: %**

2019 MCAS:	**English Language Arts**							**Mathematics**						
	E	**M**	**PM**	**NM**	**Mean**	**SGP**	**%ile**	**E**	**M**	**PM**	**NM**	**Mean**	**SGP**	**%ile**
All Students (school)														
Grades 3-8 (district)	6	32	43	19	493.5	47.6		4	33	45	17	492.8	49.4	
Grades 3-8 (state)	10	42	37	11	501.2	49.9		9	40	39	12	499.2	49.9	
High Needs (school)														
Grades 3-8 (district)	4	27	46	23	489.4	46.7		3	28	48	21	489.2	48.8	
Grades 3-8 (state)	4	29	47	20	490.7	47.4		3	26	49	21	488.8	47.6	

Enrollment (October 1, 2019)

	PK	**K**	**1**	**2**	**3**	**4**	**5**	**6**	**7**	**8**	**9**	**10**	**11**	**12**	**SP**	**Total**
School										2	7	7	10	7		33
District	603	1,098	1,226	1,146	1,173	1,171	1,220	1,220	1,221	1,221	757	779	776	789	34	14,434

Students (October 1, 2019)

	school	**district**
African American	3.0	7.9
Asian	6.1	28.3
Hispanic	51.5	34.4
White	30.3	25.5
Other	9.1	3.9

	school	**district**
First Language Not English	18.2	31.3
English Language Learner	6.1	24.0
Students With Disabilities	100.0	17.9
High Needs	100.0	74.0
Economically Disadvantaged	93.9	57.5

Indicators (2018-19)

	school	**district**
Attendance Rate	68.3	93.6
Average Number of Days Absent	53.2	10.9
Absent 10 or more days	85.3	40.3
Chronically Absent (10% or more)	85.3	17.1
Students with more than 9 Unexcused Absences	76.5	28.3
Retention Rate	2.9	1.5

Special Programs (2020-21)

Moody Elementary School

Roberta Keefe, Principal
158 Rogers Street
Lowell, Massachusetts 01852
978-937-7673

01600027

2019 Accountability: Not requiring assistance or intervention, **Moderate progress toward targets**
Accountability Percentile: **17** Progress Toward Target: **44%**

2019 MCAS:

	English Language Arts							Mathematics						
	E	M	PM	NM	Mean	SGP	%ile	E	M	PM	NM	Mean	SGP	%ile
All Students (school)	2	35	52	10	494.4	46.5	22	0	31	55	14	488.9	43.5	17
Grades 3-8 (district)	6	32	43	19	493.5	47.6		4	33	45	17	492.8	49.4	
Grades 3-8 (state)	10	42	37	11	501.2	49.9		9	40	39	12	499.2	49.9	
High Needs (school)	2	33	54	11	493.6	45.2	51	0	30	56	14	488.4	43.5	38
Grades 3-8 (district)	4	27	46	23	489.4	46.7		3	28	48	21	489.2	48.8	
Grades 3-8 (state)	4	29	47	20	490.7	47.4		3	26	49	21	488.8	47.6	

Enrollment (October 1, 2019)

	PK	K	1	2	3	4	5	6	7	8	9	10	11	12	SP	Total
School		41	48	46	45	45										225
District	603	1,098	1,226	1,146	1,173	1,171	1,220	1,220	1,221	1,221	757	779	776	789	34	14,434

Students (October 1, 2019)

	school	district
African American	7.6	7.9
Asian	16.9	28.3
Hispanic	44.4	34.4
White	29.8	25.5
Other	1.3	3.9

	school	district
First Language Not English	54.2	31.3
English Language Learner	52.0	24.0
Students With Disabilities	8.4	17.9
High Needs	88.0	74.0
Economically Disadvantaged	72.0	57.5

Indicators (2018-19)

	school	district
Attendance Rate	94.1	93.6
Average Number of Days Absent	9.8	10.9
Absent 10 or more days	43.8	40.3
Chronically Absent (10% or more)	15.4	17.1
Students with more than 9 Unexcused Absences	31.0	28.3
Retention Rate	1.3	1.5

Special Programs (2020-21)

Pawtucketville Memorial Elementary School

Mathew McLean, Principal
425 West Meadow Road
Lowell, Massachusetts 01854
978-937-7667

01600036

2019 Accountability: Not requiring assistance or intervention, **Moderate progress toward targets**
Accountability Percentile: **51** Progress Toward Target: **40%**

2019 MCAS:	**English Language Arts**							**Mathematics**						
	E	**M**	**PM**	**NM**	**Mean**	**SGP**	**%ile**	**E**	**M**	**PM**	**NM**	**Mean**	**SGP**	**%ile**
All Students (school)	20	34	36	10	505.7	51.0	63	10	34	44	13	496.8	42.7	39
Grades 3-8 (district)	6	32	43	19	493.5	47.6		4	33	45	17	492.8	49.4	
Grades 3-8 (state)	10	42	37	11	501.2	49.9		9	40	39	12	499.2	49.9	
High Needs (school)	13	30	42	15	498.9	47.3	77	6	26	49	19	491.0	39.5	50
Grades 3-8 (district)	4	27	46	23	489.4	46.7		3	28	48	21	489.2	48.8	
Grades 3-8 (state)	4	29	47	20	490.7	47.4		3	26	49	21	488.8	47.6	

Enrollment (October 1, 2019)

	PK	**K**	**1**	**2**	**3**	**4**	**5**	**6**	**7**	**8**	**9**	**10**	**11**	**12**	**SP**	**Total**
School	28	92	93	92	92	92										489
District	603	1,098	1,226	1,146	1,173	1,171	1,220	1,220	1,221	1,221	757	779	776	789	34	14,434

Students (October 1, 2019)

	school	**district**
African American	9.8	7.9
Asian	22.9	28.3
Hispanic	25.8	34.4
White	36.8	25.5
Other	4.7	3.9

	school	**district**
First Language Not English	22.1	31.3
English Language Learner	17.2	24.0
Students With Disabilities	18.6	17.9
High Needs	63.6	74.0
Economically Disadvantaged	47.6	57.5

Indicators (2018-19)

	school	**district**
Attendance Rate	95.3	93.6
Average Number of Days Absent	8.1	10.9
Absent 10 or more days	33.8	40.3
Chronically Absent (10% or more)	10.8	17.1
Students with more than 9 Unexcused Absences	22.4	28.3
Retention Rate	0.5	1.5

Special Programs (2020-21)

CSA (PreK)
CSA (K-2)
CSA (3-4)

Peter W. Reilly Elementary School

Sean Carabatsos, Principal
115 Douglas Road
Lowell, Massachusetts 01852
978-937-7652

01600040

2019 Accountability: Not requiring assistance or intervention, **Moderate progress toward targets**
Accountability Percentile: **16** Progress Toward Target: **45%**

2019 MCAS:	**English Language Arts**							**Mathematics**						
	E	**M**	**PM**	**NM**	**Mean**	**SGP**	**%ile**	**E**	**M**	**PM**	**NM**	**Mean**	**SGP**	**%ile**
All Students (school)	7	33	45	15	494.3	43.3	22	2	29	52	17	488.5	46.6	16
Grades 3-8 (district)	6	32	43	19	493.5	47.6		4	33	45	17	492.8	49.4	
Grades 3-8 (state)	10	42	37	11	501.2	49.9		9	40	39	12	499.2	49.9	
High Needs (school)	2	25	53	21	487.4	43.1	19	0	20	58	23	482.6	45.9	13
Grades 3-8 (district)	4	27	46	23	489.4	46.7		3	28	48	21	489.2	48.8	
Grades 3-8 (state)	4	29	47	20	490.7	47.4		3	26	49	21	488.8	47.6	

Enrollment (October 1, 2019)

	PK	**K**	**1**	**2**	**3**	**4**	**5**	**6**	**7**	**8**	**9**	**10**	**11**	**12**	**SP**	**Total**
School	22	89	95	91	86	90										473
District	603	1,098	1,226	1,146	1,173	1,171	1,220	1,220	1,221	1,221	757	779	776	789	34	14,434

Students (October 1, 2019)

	school	**district**
African American	1.5	7.9
Asian	8.5	28.3
Hispanic	38.1	34.4
White	47.6	25.5
Other	4.3	3.9

	school	**district**
First Language Not English	23.7	31.3
English Language Learner	21.4	24.0
Students With Disabilities	14.2	17.9
High Needs	56.2	74.0
Economically Disadvantaged	47.1	57.5

Indicators (2018-19)

	school	**district**
Attendance Rate	95.0	93.6
Average Number of Days Absent	8.6	10.9
Absent 10 or more days	36.8	40.3
Chronically Absent (10% or more)	11.2	17.1
Students with more than 9 Unexcused Absences	21.6	28.3
Retention Rate	0.8	1.5

Special Programs (2020-21)

CSA (PreK)
Adjustment (1-3)
Adjustment (3-4)

Pyne Arts Magnet School

Wendy Crocker-Roberge, Principal
145 Boylston Street
Lowell, Massachusetts 01852
978-937-7639

01600018

2019 Accountability: Not requiring assistance or intervention, **Substantial progress toward targets**
Accountability Percentile: **47** Progress Toward Target: **51%**

2019 MCAS:	English Language Arts							Mathematics						
	E	M	PM	NM	Mean	SGP	%ile	E	M	PM	NM	Mean	SGP	%ile
All Students (school)	9	46	30	15	503.5	51.4	55	6	44	37	13	500.2	53.4	52
Grades 3-8 (district)	6	32	43	19	493.5	47.6		4	33	45	17	492.8	49.4	
Grades 3-8 (state)	10	42	37	11	501.2	49.9		9	40	39	12	499.2	49.9	
High Needs (school)	5	40	32	23	497.8	50.8	71	4	36	41	19	495.5	52.8	72
Grades 3-8 (district)	4	27	46	23	489.4	46.7		3	28	48	21	489.2	48.8	
Grades 3-8 (state)	4	29	47	20	490.7	47.4		3	26	49	21	488.8	47.6	

Enrollment (October 1, 2019)

	PK	K	1	2	3	4	5	6	7	8	9	10	11	12	SP	Total
School	31	49	48	50	46	48	59	60	55	59						505
District	603	1,098	1,226	1,146	1,173	1,171	1,220	1,220	1,221	1,221	757	779	776	789	34	14,434

Students (October 1, 2019)

	school	district
African American	6.7	7.9
Asian	12.5	28.3
Hispanic	38.2	34.4
White	38.6	25.5
Other	4.0	3.9

	school	district
First Language Not English	24.6	31.3
English Language Learner	16.8	24.0
Students With Disabilities	22.2	17.9
High Needs	62.8	74.0
Economically Disadvantaged	43.8	57.5

Indicators (2018-19)

	school	district
Attendance Rate	95.5	93.6
Average Number of Days Absent	7.8	10.9
Absent 10 or more days	30.6	40.3
Chronically Absent (10% or more)	7.4	17.1
Students with more than 9 Unexcused Absences	14.8	28.3
Retention Rate	0.0	1.5

Special Programs (2020-21)

CSA (PreK)
CSA (K-1)
CSA (2-4)
CSA (5-8)

S. Christa McAuliffe Elementary School

David Anderson, Principal
570 Beacon Street
Lowell, Massachusetts 01850
978-937-2838

01600075

2019 Accountability: Not requiring assistance or intervention, **Substantial progress toward targets**
Accountability Percentile: **38** Progress Toward Target: **62%**

2019 MCAS:	English Language Arts							Mathematics						
	E	M	PM	NM	Mean	SGP	%ile	E	M	PM	NM	Mean	SGP	%ile
All Students (school)	6	36	45	13	496.2	56.0	27	7	30	44	19	491.9	63.8	22
Grades 3-8 (district)	6	32	43	19	493.5	47.6		4	33	45	17	492.8	49.4	
Grades 3-8 (state)	10	42	37	11	501.2	49.9		9	40	39	12	499.2	49.9	
High Needs (school)	3	32	49	16	491.8	55.0	41	3	26	47	24	486.6	59.5	29
Grades 3-8 (district)	4	27	46	23	489.4	46.7		3	28	48	21	489.2	48.8	
Grades 3-8 (state)	4	29	47	20	490.7	47.4		3	26	49	21	488.8	47.6	

Enrollment (October 1, 2019)

	PK	K	1	2	3	4	5	6	7	8	9	10	11	12	SP	Total
School	49	78	99	77	90	98										491
District	603	1,098	1,226	1,146	1,173	1,171	1,220	1,220	1,221	1,221	757	779	776	789	34	14,434

Students (October 1, 2019)

	school	district
African American	6.1	7.9
Asian	9.0	28.3
Hispanic	49.7	34.4
White	32.8	25.5
Other	2.4	3.9

	school	district
First Language Not English	27.1	31.3
English Language Learner	19.6	24.0
Students With Disabilities	18.9	17.9
High Needs	77.6	74.0
Economically Disadvantaged	68.4	57.5

Indicators (2018-19)

	school	district
Attendance Rate	94.4	93.6
Average Number of Days Absent	9.3	10.9
Absent 10 or more days	39.7	40.3
Chronically Absent (10% or more)	14.3	17.1
Students with more than 9 Unexcused Absences	27.6	28.3
Retention Rate	1.4	1.5

Special Programs (2020-21)

Language Based (1-4)
Deaf and Hard of Hearing (PK-4)

STEM Academy at the Rogers School

Kimberlee Henry, Principal
43 Highland Street
Lowell, Massachusetts 01852
978-674-2040

01600005

2019 Accountability: Not requiring assistance or intervention, **Substantial progress toward targets**
Accountability Percentile: **18** Progress Toward Target: **59%**

2019 MCAS:	**English Language Arts**							**Mathematics**						
	E	**M**	**PM**	**NM**	**Mean**	**SGP**	**%ile**	**E**	**M**	**PM**	**NM**	**Mean**	**SGP**	**%ile**
All Students (school)	4	29	49	18	491.0	43.4	14	5	32	50	13	492.9	51.1	26
Grades 3-8 (district)	6	32	43	19	493.5	47.6		4	33	45	17	492.8	49.4	
Grades 3-8 (state)	10	42	37	11	501.2	49.9		9	40	39	12	499.2	49.9	
High Needs (school)	4	26	49	21	489.4	42.7	28	5	30	51	15	491.4	50.8	52
Grades 3-8 (district)	4	27	46	23	489.4	46.7		3	28	48	21	489.2	48.8	
Grades 3-8 (state)	4	29	47	20	490.7	47.4		3	26	49	21	488.8	47.6	

Enrollment (October 1, 2019)

	PK	**K**	**1**	**2**	**3**	**4**	**5**	**6**	**7**	**8**	**9**	**10**	**11**	**12**	**SP**	**Total**
School		81	95	89	86	93	116	110	115	58						843
District	603	1,098	1,226	1,146	1,173	1,171	1,220	1,220	1,221	1,221	757	779	776	789	34	14,434

Students (October 1, 2019)

	school	**district**
African American	11.2	7.9
Asian	22.5	28.3
Hispanic	42.1	34.4
White	20.6	25.5
Other	3.6	3.9

	school	**district**
First Language Not English	37.2	31.3
English Language Learner	32.7	24.0
Students With Disabilities	12.3	17.9
High Needs	79.7	74.0
Economically Disadvantaged	68.1	57.5

Indicators (2018-19)

	school	**district**
Attendance Rate	94.6	93.6
Average Number of Days Absent	9.3	10.9
Absent 10 or more days	39.5	40.3
Chronically Absent (10% or more)	13.8	17.1
Students with more than 9 Unexcused Absences	31.1	28.3
Retention Rate	0.8	1.5

Special Programs (2020-21)

CSA (K-2)
CSA (5)
Newcomer (1-2)
Newcomer (3-4)

Washington Elementary School

Jason McCrevan, Principal
795 Wilder Street
Lowell, Massachusetts 01851
978-937-7635

01600055

2019 Accountability: Not requiring assistance or intervention, **Moderate progress toward targets**
Accountability Percentile: **53** Progress Toward Target: **48%**

2019 MCAS:	**English Language Arts**							**Mathematics**						
	E	**M**	**PM**	**NM**	**Mean**	**SGP**	**%ile**	**E**	**M**	**PM**	**NM**	**Mean**	**SGP**	**%ile**
All Students (school)	7	49	38	7	503.8	41.9	56	8	44	42	5	504.0	51.7	67
Grades 3-8 (district)	6	32	43	19	493.5	47.6		4	33	45	17	492.8	49.4	
Grades 3-8 (state)	10	42	37	11	501.2	49.9		9	40	39	12	499.2	49.9	
High Needs (school)	5	41	46	8	501.8	37.6	87	9	40	45	7	502.3	49.9	92
Grades 3-8 (district)	4	27	46	23	489.4	46.7		3	28	48	21	489.2	48.8	
Grades 3-8 (state)	4	29	47	20	490.7	47.4		3	26	49	21	488.8	47.6	

Enrollment (October 1, 2019)

	PK	**K**	**1**	**2**	**3**	**4**	**5**	**6**	**7**	**8**	**9**	**10**	**11**	**12**	**SP**	**Total**
School	29	39	44	40	44	41										237
District	603	1,098	1,226	1,146	1,173	1,171	1,220	1,220	1,221	1,221	757	779	776	789	34	14,434

Students (October 1, 2019)

	school	**district**
African American	6.8	7.9
Asian	42.6	28.3
Hispanic	24.1	34.4
White	19.0	25.5
Other	7.5	3.9

	school	**district**
First Language Not English	41.8	31.3
English Language Learner	32.1	24.0
Students With Disabilities	23.2	17.9
High Needs	73.8	74.0
Economically Disadvantaged	49.8	57.5

Indicators (2018-19)

	school	**district**
Attendance Rate	94.4	93.6
Average Number of Days Absent	9.0	10.9
Absent 10 or more days	36.4	40.3
Chronically Absent (10% or more)	15.3	17.1
Students with more than 9 Unexcused Absences	21.8	28.3
Retention Rate	1.2	1.5

Special Programs (2020-21)

CSA (PreK)
CSA (K-1)
CSA (1-4)

1. **Introduction to Fair Student Funding (FSF)**

2. **Budget Summary of All Schools**
   Summary of ALL schools requested staff and supplies for FY 21 vs FY20. (Shows the sum of all schools for each position).

3. **Individual School Breakdown**
   A. Funding Formula Worksheet:
      This sheet shows exactly how each school's allocation was determined.
   B. School Budget:
      The Budget document submitted by each school with requested staff and supplies. This shows current year data and next year data.

Why is Lowell Public Schools moving to Fair Student Funding (FSF)?

Lowell Public Schools is the second most diverse school system in the Commonwealth with 69 different languages spoken among students and families. That diversity spans seven distinct neighborhoods which house 28 unique school communities in which the social, emotional and academic growth of more than 15,000 individual students is fostered.

In this richly diverse context which also contains persistently high degrees of variability in performance across schools, the people who are closest to students and know each child by name, strength and need – parents, teachers, principals and support staff – cannot be required to adopt a uniform approach to education. Instead, schools require different levels of autonomy around both curricular and financial decisions and different types of support and guidance in order to translate the district's finite resources into well-tailored school-based plans that will ensure that each child thrives each day.

Lowell Public Schools is moving to Fair Student Funding to:

- Increase transparency about why schools receive the funding they do
- Move towards equity by tying funding to the students and providing additional funding for students with higher needs
- Gradually increase flexibility, empowering local schools communities to make decisions about the way they use their funds and meet the needs of their students

How does FSF work?

FSF funds schools in four ways: with a base amount for every student, through weights based on student needs and district goals, through "baseline" minimums, and with transition policies.

- **Base amount:** Funding begins with a base amount for every student projected to attend the school in the 2020-21 school year.
- **Student weights:** Student weights are given for every projected student with additional needs (for example, students with disabilities), and for every projected student in groups LPS is focusing on districtwide (for example, students in grades PreK-3, to improve early education).
- **Baseline policies:** Because FSF funding is allocated based on the projected number of students, very small schools sometimes do not get enough funding from weights to provide the basics of an LPS education. Baseline policies ensure that every school, including very small schools, gets at least enough to provide the basics for each student by adding funds at those schools whose funding from student weights is less than the baseline amount required.
    - **ELL baseline policy**: Similarly, schools with very small numbers of English learners projected to enroll might not have enough from weights to pay for the ESL-certified teachers they need. A separate ELL baseline policy adds funds at schools with less than the minimum needed to serve their English learners.
    - **Special education baseline policy**: In the same way, schools with few students with disabilities projected to enroll might not have enough from weights to staff their special education classrooms and resource rooms. A separate special

education baseline policy adds funds at schools with less than the minimum needed to serve their students with disabilities.

- **Transition policies:** Changing funding systems can sometimes decrease funding dramatically and require schools to make big changes for the coming year. Transition policies soften those changes by adding funds at schools that would otherwise lose more than a cutoff amount. For school year 20-21 in LPS, the transition policy ensures that no school will lose money relative to this year. Because the additional funds to support schools that would lose money cannot come from nowhere, a gain limit also caps how much schools' funding can *increase* next year and uses that money to pay for some of the transition cost.
- **Other resources:** Some resources are allocated outside of FSF. This includes Title 1, centralized services (e.g. transportation, food services) and some resources where the infrastructure is being developed to support budgeting at the school level (e.g. substitute teachers).

What needs and goals do LPS's FSF weights and policies address?

Weight	Dollars per Pupil	Reasoning
Base Weight	$4,500	Provide funding for schools to educate all students
Economically Disadvantaged	$1,575	Provide additional resources to help student from low-income families succeed
Low Incoming Performance	$900	Provides resources for student who need additional support to master content
ELL Level 1-3	$2,750	With resources for English Learners in the FSF formula, we must ensure that schools have the resources we are legally required to provide
ELL Level 3-5+	$1,400	
Special Education Substantially Separate	$22,500	With resources for SWDs in the FSF formula, we must ensure that schools have the resources we are legally required to provide
Special Education General/Language	$6,250	
Grades PK-3	$1,575	Our strategic plan highlights priorities around early learning and college and career alignment.
9th Grade	$3,750	

Baseline Policies:

- ELL and Special Education baselines determined based on the minimum staffing required to meet compliance guidelines.
- General Education Baselines were determined based on staffing ratios in current schools.

Transition Policy**:**

- Gain Limit: Per pupil funding limit of 3% increase
- Loss Limit: Losses limited to 0% on both total budget and per pupil basis

What positions am I responsible for purchasing through FSF?

Schools must budget for positions in the school-based pool in order to receive them. This pool includes most teachers, administrators, and support staff. See the list of school-based positions beginning on page 4.

Schools will receive positions from the district pool without budgeting for them. Schools who want additional positions from this category should budget for the extra. This includes staff who are shared across schools or otherwise not predictably assignable, like 1:1 para-professionals, speech therapists, and social workers. See the list of district positions beginning on page 6.

School Based Pool

Schools must budget for these positions in their budgets to have the positions next year. These will not be provided centrally.

Coordinator of Student Support Services - LHS	Physical Education / Health Teachers
Discipline & Operations Specialist - LHS	Special Education Teachers
Academic Chair - English - LHS	Hearing Impaired Teachers
Academic Chair - Family Life/Consumer Science - LHS	Vision Impaired Teachers
Academic Chair - Fine Arts - LHS	Jr. Air Force R.O.T.C. Instructors - LHS
Academic Chair - Mathematics - LHS	Culinary Arts Instructors - LHS
Academic Chair - Physical Education - LHS	Video Production Teacher - LHS*
Academic Chair - Science - LHS	TV Associate Producer / Scheduler

Academic Chair - Social Studies - LHS

Academic Chair - Special Education - LHS

Academic Chair -World Language - LHS

Principals

Assistant Principals

School Clerks/Adminstrative Assistants

Head of School

House Deans - LHS

Director of the Freshman Academy - LHS

Student Services Specialist -Freshman Academy

Bursar/Financial Specialist - LHS

Alternative School Principal - BRIDGE

Alternative School Principal- Cardinal

Alternative School Principal - Career Academy

Alternative School Coordinator - Laura Lee

Alternative School Coordinator - CSA Day School

Alternative School Coordinator - Leblanc

Pre-K Teachers

Kindergarten Teachers

Elementary Classroom Teachers

English Language Learner Teachers

Digital Media Producer*

Paraprofessionals - Special Education

Paraprofessionals - Regular Education

Paraprofessionals - ABE

COTA (OT Assistant)

SLPA (Speech Assistant)

Library Media Specialist - LHS

Stipends - STEM Leads in K-8 Buildings

Math Resource (Teachers) Coach

Instructional Specialist

Literacy Specialist

Early Childhood Specialist

PEG Developer Coach

School Based Resources - Additional

School Based Allocations

TV Studio Supplies

TV Studio Equipment

Assistant EC Coordinator

Administrator of Athletics

Clerical Staff - Athletics

Coaches - Interscholastic

Middle School Teachers

Mathematics Teachers

Science Teachers

STEM Resource

Social Studies Teachers

English Teachers (Includes Content Literacy)

Native Language Support Teachers

Foreign Language Teachers

Business Education Teachers

In-House Suspension Teachers

Social Skills (ABE) Teachers

Art Teachers

Music Teachers

Dance Teachers

Drama Teachers

Technology Education Teachers

Instructional Technology Specialists

Coaches - Intramural

Student Activity Advisor

Stipends - Student Activities - LHS

Contracted Services - Athletics

Contracted Transportation - Athletics

Contracted Athletic Trainer Services

Supplies - Athletics

Rental Fees (include UML swimming pool rental)

Uniforms - Athletics

Supplies - Student Activities

Jr. Air Force R.O.T.C. Supplies - LHS

Jr. Air Force R.O.T.C. Equipment - LHS

Building Custodians

Security Guards

Guidance Counselors

Clerk Schedulers - LHS

District Pool

These positions are provided centrally. Schools do not need to include them in their budgets unless they plan to have more staff than Central allocates. For example, schools that want more than one social worker need to budget for the second social worker.

Director of Secondary Education

Community Schools Program Manager

Early Childhood Coordinator

PT Early Learning Coordinator

Coordinator of Mathematics

Coordinator of ELL Programs

Coordinator of English Language Arts

Coordinator of Science

Coordinator of Special Programs

Coordinator of Educational Television

Coordinator Research, Testing & Assessment

Director of Research & Accountability

Director of Special Education

Assistant Director of Special Education

Occupational / Physical Therapists

Speech Therapists

Sign Language Interpreters

Behavioral Certified Behavioral Analyst

Evaluation Team Chairpersons

Substitute Teachers - Day-to-Day

Computer Contracted Services - Instructional

Computer Hardware - Instructional

Computer Software - Instructional

Computer Hardware - Lease

Contracted Services - Special ED

Parent Education Program - Special Ed

Contracted Services - Hospitalized Children-SPED

Caseworker for the BRIDGE

Social Worker - BRIDGE

Social Workers - Title 1 (now Local Budget)

Social Worker - SPED

Social Emotional Learning Coordinator

Psychologists

Family Resource Center Coordinator

Community Outreach Strategist

Attendance Officer

Attendance Monitors

Part Time Parent Liaisons

Bilingual Family Liaisons

Parent Liaison - ELL - LHS

Substitute Teachers - Long-Term

Paraprofessionals - ONE TO ONE (SPED)

Tutors - Intervention / Enrichment

Tutors - English Language Learners

Stipends - Homebound Instruction

Stipends - Homebound Instruction (Special Education)

Stipends - Out-of-School PLC

District Supplies & Textbooks - K-12

District Textbooks - English Language Learners

Supplies - Reading

Supplies-Special Ed

Supplies - Mathematics

Supplies - English Language Learners

District Band Teachers

Nurses - Special Education

District Support Specialists

Director of Adult Education

Adult Education Teachers

Stipends - Instrumental Band Coordinator

Instrumental Music Program

Supplies - Instrumental Music Program

Boston Lyric Opera Project

Band Camp - LHS

Monday Night Band Ensemble

Marching Band Uniforms

Supplies - Choral H.S.

Supplies - Choral Middle School

Field Trip Admission Fees - K-8 - UML

Stipends - Science Idea Camp

Stipends - Knowledge Bowl

Project Alliance Student Leadership - LHS

Dual Enrollment Programs - LHS

S.C.O.R.E. Peer Mediation Program - LHS

Knowledge Bowl Expenses

Summary of All Schools

School Year 20-21 Budget

	Prior Year Staff FY 20	Required minimum	Requested Staff FY 21	Average Salary + Benefits	Amount	Notes
Positions in navy blue have been HS-only in the past						Amount remaining to budget Total Allocation, All Sources
2100 Principal's Office:						
Principal/Coordinator	27.00	27.00	27.00	$ 140,268	$ 3,787,236.00	
Headmaster	1.00	1.00	1.00	$ 173,680		
Assistant Principal	21.00		22.00	$ 128,579	$ 2,828,738.00	
House Deans	4.00		4.00	$ 141,596		
Administrative Assistant	34.00	28.00	39.00	$ 56,107	$ 2,188,180.80	
	87.00	56.00	93.00		$ 8,804,154.80	
Coaches:						
Math Resource Teacher	18.50		17.00	$ 93,512	$ 1,589,704.00	
Literacy Specialist	14.00	14.00	13.00	$ 97,985	$ 1,273,805.00	
Instructional Specialist	8.00	8.00	9.00	$ 97,985	$ 881,865.00	
Additional professional development coaches				$ 97,985	$ -	
	40.50	22.00	39.00		$ 3,745,374.00	
General Education Teachers:						
Classroom Teachers						
PreSchool Teachers	24.00		24.00	$ 93,512	$ 2,244,288.00	
Kindergarten Teachers	52.00	38.00	52.00	$ 93,512	$ 4,862,624.00	
1st Grade Teachers	52.00		52.00	$ 93,512	$ 4,862,624.00	
2nd Grade Teachers	52.00		52.00	$ 93,512	$ 4,862,624.00	
3rd Grade Teachers	52.00		52.00	$ 93,512	$ 4,862,624.00	
4th Grade Teachers	52.00		52.00	$ 93,512	$ 4,862,624.00	
5th Grade Teachers	43.00		44.00	$ 93,512	$ 4,114,528.00	
6th Grade Teachers	43.00		44.00	$ 93,512	$ 4,114,528.00	
7th Grade Teachers	43.00		44.00	$ 93,512	$ 4,114,528.00	
8th Grade Teachers	50.00		50.00	$ 93,512	$ 4,675,600.00	
Loopers	18.00		14.00	$ 93,512	$ 1,309,168.00	
All Grades 1-8 Teachers	405.00	328.00	404.00			
Allied Arts						
Art	28.80		29.10	$ 93,512	$ 2,721,199.20	
Music	28.60		27.75	$ 93,512	$ 2,594,958.00	
Physical Education	37.55	23.55	38.60	$ 93,512	$ 3,609,563.20	
Technology Ed	2.00		5.00	$ 93,512	$ 467,560.00	
Drama	2.00		1.00	$ 93,512	$ 93,512.00	
ITS	6.00		6.00	$ 93,512	$ 561,072.00	
Content Literacy	15.00		14.00	$ 93,512	$ 1,309,168.00	
Health	11.00		12.00	$ 93,512	$ 1,122,144.00	
Dance	3.00		3.00	$ 93,512	$ 280,536.00	
Library/Media Specialist	1.00		1.00	$ 108,442	$ 108,441.78	
Other	6.00		12.00	$ 93,512	$ 1,122,144.00	
Subject Teachers (High school only)						
Math Teachers	28.00		28.00	$ 93,512	$ 2,618,336.00	
Science Teachers	28.00		28.00	$ 93,512	$ 2,618,336.00	
Social Studies Teachers	26.00		26.00	$ 93,512	$ 2,431,312.00	
English	31.00		31.00	$ 93,512	$ 2,898,872.00	
Foreign Language	17.00		17.00	$ 93,512	$ 1,589,704.00	
All HS Subject Teachers		102.00				
In House Suspension	1.00		1.00	$ 93,512	$ 93,512.00	
Consumer Science	3.00		3.00	$ 93,512	$ 280,536.00	
Business	4.00		5.00	$ 93,512	$ 467,560.00	
Video Production	1.00		1.00	$ 93,512	$ 93,512.00	
ROTC	4.00		4.00	$ 93,512	$ 374,048.00	
All General Education Teachers	764.95		773.45		$ 72,341,786.18	
Paraprofessionals:						
Mainstream Paras						
Preschool Para	24.00	20.00	27.00	$ 37,989	$ 1,025,709.75	
Kindergarten Para	52.00	38.00	52.00	$ 37,989	$ 1,975,441.00	
Mainstream Paras	96.00		100.00	$ 37,989	$ 3,798,925.00	
All General Education Paras	172.00	58.00	179.00		**$ 6,800,075.75**	
Special Programs						
Special Education	If you plan to change special education staffing, contact Mike Lovato by 3/16/2020					
Adjustment Teachers	22.00		21.00	$ 93,512	$ 1,963,752.00	
LEAP Teachers	18.00		18.00	$ 93,512	$ 1,683,216.00	
CSA Teachers	39.00		39.00	$ 93,512	$ 3,646,968.00	
Other Special Ed Teachers	140.00		143.40	$ 93,512	$ 13,409,620.80	

Summary of All Schools

School Year 20-21 Budget

Special Education Classroom Paras	215.00		205.00	$	37,989	$	7,787,796.25
504 /1to1	36.00		33.00	$	37,989	$	1,253,645
English Language Learners							
ELL Teachers	65.60	75.00	77.00	$	93,512	$	7,200,424.00
ELL Para	7.00		6.00	$	37,989	$	227,935.50
ELL Tutor (Title III)	28.00		28.00	$	15,750	$	441,000
All Special Programs Teachers & Paras	570.60		570.40			**$**	**37,614,358**
Student Support:							
Guidance Counselor	22.00		23.00	$	107,539	$	2,473,392.40
Social Worker	26.00		26.00	$	109,292	$	2,841,596
Additional social workers	2.00		1.00	$	109,292	$	109,292.15
SEL Tutors: 18 hrs/week	2.00		2.00	$	18,900	$	37,800.00
Tutors: 18 hrs/week	12.00		17.20	$	18,900	$	325,080.00
Tutors: 15 hrs/week (Title I)	124.00		120.76	$	14,850	$	1,793,339.46
Parent Liaisons: Stipended (Title I)	19.00		16.00	$	3,000	$	48,000.00
Parent Liaisons: 18 hrs/week (Title I)	9.00		11.00	$	11,340	$	124,740.00
Parent Liaison, full time	1.00		3.25	$	43,091	$	140,047.37
	217.00		220.21			**$**	**7,893,287**
Facilities							
Security Guards	10.00		10.00	$	52,525	$	525,246
Custodians	92.00		92.00	$	56,107	$	5,161,862
	102.00		102.00			**$**	**5,687,109**
High School-Specific Positions							
Coordinator of Student Support Services	1.00		1.00	$	146,910	$	146,909.7
Discipline & Operations Specialist	1.00		1.00	$	126,737	$	126,736.8
Academic Chairs	8.00		8.00	$	135,109	$	1,080,871.6
Director of the Freshman Academy	1.00		1.00	$	137,155	$	137,154.9
Student Services Specialist - Freshman Academy	1.00		2.00	$	117,796	$	235,591.2
Bursar/Financial Specialist	1.00			$	58,072	$	-
Clerk Schedulers	5.00		5.00	$	53,208	$	266,039.4
Administrator of Athletics	0.50			$	141,671	$	-
Student Activity Advisor			1.00	$	96,122	$	96,122.3
	18.50		19.00			**$**	**2,089,425.98**
Other Positions							
Other (Please describe)			3.35	See James Hall and Linus Guillory tc		$	125,682.0
Other (Please describe)			1.00	See James Hall and Linus Guillory tc		$	35,295.0
			4.35			**$**	**160,977.0**
Total Staffing							
	1972.55		1996.06			$	145,136,547
Non-Personnel							
Instructional Supplies	$ 1,166,965.00	$ -	$ 1,621,119.00			$	1,621,119.00
STEM Lead Stipends	$ 50,000.00	$ -	$ 83,500.00			$	83,500.00
Enrichment	$ -	$ -	$ 3,600.00			$	3,600.00
Athletics: Coaches	$ 537,167.66	$ -	$ -			$	-
Athletics: Contracted Services	$ 115,326.00	$ -	$ 115,326.00			$	115,326.00
Athletics: Transportation	$ 117,000.00	$ -	$ 117,000.00			$	117,000.00
Athletics: Supplies & Uniforms	$ 134,000.00	$ -	$ 134,000.00			$	134,000.00
Athletics: Rental Fees	$ 41,000.00	$ -	$ 41,000.00			$	41,000.00
Student Activity Stipends	$ 149,299.53	$ -	$ 149,300.00			$	149,300.00
Student Activity Supplies	$ 34,000.00	$ -	$ 34,000.00			$	34,000.00
Dual Enrollment	$ 45,000.00		$ 45,000.00			$	45,000.00
SCORE Peer Mediation	$ 35,000.00		$ 35,000.00			$	35,000.00
Band camp	$ 1,800.00		$ 1,800.00			$	1,800.00
Choral supplies	$ 2,500.00		$ 2,500.00			$	2,500.00
Jr. Air Force ROTC Supplies & Equip.	$ 3,500.00	$ -	$ 10,000.00			$	10,000.00
Other (describe in column H)	$ -	$ -	$ 489,423.00			$	489,423.00
	$ 2,432,558	$ -	$ 2,882,568			**$**	**2,882,568.00**
Title I Review							
Coaches	22.00	22.00	21.00	$	97,985	$	2,057,685
Parent Liaisons: Stipended	19.00		16.00	$	3,000	$	48,000
Parent Liaisons: 18 hrs/week	9.00		11.00	$	11,340	$	124,740
Tutors: 15 hrs/wk	124.00		120.76	$	14,850	$	1,793,339
Total Title I Allocation	174	22	169			**$**	**4,023,764**
Total Budget							
						$	148,019,115

Dr. Gertrude Bailey Elementary School

School Year 20-21 Budget

Category	Students	Weight	Amount
Weights			
All students	489.1	$4,500	$2,200,950
Economically disadvantaged	220.0	$1,575	$346,500
Low incoming performance	0.0	$900	$0
Grades PreK-3	398.1	$1,575	$627,008
Grade 9	0.0	$3,750	$0
ELL below Level 3	53.0	$2,750	$145,750
ELL Level 3 and above	105.0	$1,400	$147,000
SWD substantially separate	32.0	$22,500	$720,000
SWD inclusion/language	60.0	$6,250	$375,000
Baseline			
ELL Baseline			$0
SWD Baseline			$0
General Ed Baseline			$0
Other Policies			
Transition amount			$0
Budget Exceptions			$0 Exception Reason:
FSF Total			
			$4,562,208
Funding from outside FSF			
Title I			$ 145,535
Other positions provided outside of FSF			$ 125,042
Total funding			
			$4,832,785

Comparison to previous year budget

Year	19-20	20-21	Change
Enrollment	489	489	0
FSF Budget	$ 4,505,606	$4,562,208	$ 56,602
Other Funding	$ 270,577	$ 270,577	$ -
Total Budget	**$ 4,776,183**	**$ 4,832,785**	**$ 56,602**
$ per pupil	$ 9,767	$ 9,881	$ 114

Summary

The Bailey's funding increased due to weights.

Dr. Gertrude Bailey Elementary School School Year 20-21 Budget	Last year's staff	Required minimum	Budgeted Staff	Check: Sufficient Staff?	Average Salary + Benefits	Amount	Notes
			Budget in blank cells			$ 0	Amount remaining to budget
Positions in navy blue have been HS-only in the past			Gray cells are budgeted for you			$4,832,785	Total Allocation, All Sources
2100 Principal's Office:							
Principal/Coordinator	1.00	1.00	1.00	*Yes*	$ 140,268	$ 140,268.00	
Headmaster	0.00	0.00		*Yes*	$ 173,680		
Assistant Principal	1.00		1.00	*Yes*	$ 128,579	$ 128,579.00	
House Deans	0.00			*Yes*	$ 141,596		
Administrative Assistant	1.00	1.00	1.00	*Yes*	$ 56,107	$ 56,107.20	
	3.00	2.00	3.00			$ 324,954.20	
Coaches:							
Math Resource Teacher	1.00		1.00	*Yes*	$ 93,512	$ 93,512.00	
Literacy Specialist	1.00	1.00	1.00	*Yes*	$ 97,985	$ 97,985.00	
Instructional Specialist	0.00	0.00		*Yes*	$ 97,985	$ -	
Additional professional development coaches				*Yes*	$ 97,985	$ -	
	2.00	1.00	2.00			$ 191,497.00	
General Education Teachers:							
Classroom Teachers							
PreSchool Teachers	1.00	1.00	1.00	*Yes*	$ 93,512	$ 93,512.00	
Kindergarten Teachers	4.00	3.00	4.00	*Yes*	$ 93,512	$ 374,048.00	
1st Grade Teachers	4.00	*see below*	4.00	*see below*	$ 93,512	$ 374,048.00	
2nd Grade Teachers	4.00	*see below*	4.00	*see below*	$ 93,512	$ 374,048.00	
3rd Grade Teachers	4.00	*see below*	4.00	*see below*	$ 93,512	$ 374,048.00	
4th Grade Teachers	4.00	*see below*	4.00	*see below*	$ 93,512	$ 374,048.00	
5th Grade Teachers	0.00	*see below*		*see below*	$ 93,512	$ -	
6th Grade Teachers	0.00	*see below*		*see below*	$ 93,512	$ -	
7th Grade Teachers	0.00	*see below*		*see below*	$ 93,512	$ -	
8th Grade Teachers	0.00	*see below*		*see below*	$ 93,512	$ -	
Loopers	0.00	*see below*		*see below*	$ 93,512	$ -	
All Grades 1-8 Teachers	*16.00*	*14.00*	*16.00*	*Yes*			
Allied Arts							
Art	1.00		1.00	*Yes*	$ 93,512	$ 93,512.00	
Music	1.00		1.00	*Yes*	$ 93,512	$ 93,512.00	
Physical Education	1.00	1.00	1.00	*Yes*	$ 93,512	$ 93,512.00	
Technology Ed	0.00			*Yes*	$ 93,512	$ -	
Drama	0.00			*Yes*	$ 93,512	$ -	
ITS	0.00			*Yes*	$ 93,512	$ -	
Content Literacy	1.00		1.00	*Yes*	$ 93,512	$ 93,512.00	
Health	0.00			*Yes*	$ 93,512	$ -	
Dance	0.00			*Yes*	$ 93,512	$ -	
Library/Media Specialist	0.00			*Yes*	$ 108,442	$ -	
Other	0.00			*Yes*	$ 93,512	$ -	
Subject Teachers (High school only)							
Math Teachers	0.00	*see below*		*see below*	$ 93,512	$ -	
Science Teachers	0.00	*see below*		*see below*	$ 93,512	$ -	
Social Studies Teachers	0.00	*see below*		*see below*	$ 93,512	$ -	
English	0.00	*see below*		*see below*	$ 93,512	$ -	
Foreign Language	0.00	*see below*		*see below*	$ 93,512	$ -	
All HS Subject Teachers	*0.00*	0.00		*Yes*			
In House Suspension	0.00			*Yes*	$ 93,512	$ -	
Consumer Science	0.00			*Yes*	$ 93,512	$ -	
Business	0.00			*Yes*	$ 93,512	$ -	
Video Production	0.00			*Yes*	$ 93,512	$ -	
ROTC	0.00			*Yes*	$ 93,512	$ -	
All General Education Teachers	25.00		25.00			$ 2,337,800.00	

Dr. Gertrude Bailey Elementary School	Last year's staff	Required minimum	Budgeted Staff	Check: Sufficient Staff?	Average Salary + Benefits	Amount	Notes
Paraprofessionals:							
Mainstream Paras							
Preschool Para	1.00	1.00	1.00	*Yes*	$ 37,989	$ 37,989.25	
Kindergarten Para	4.00	3.00	4.00	*Yes*	$ 37,989	$ 151,957.00	
Mainstream Paras	4.00		4.00	*Yes*	$ 37,989	$ 151,957.00	
All General Education Paras	9.00	4.00	9.00			**$ 341,903.25**	
Special Programs							
Special Education	If you plan to change special education staffing, contact Mike Lovato by 3/16/2020						
Adjustment Teachers	0.00			*No change*	$ 93,512	$ -	
LEAP Teachers	0.00			*No change*	$ 93,512	$ -	
CSA Teachers	3.00		3.00	*No change*	$ 93,512	$ 280,536.00	
Other Special Ed Teachers	4.00		4.00	*No change*	$ 93,512	$ 374,048.00	
				No change			
Special Education Classroom Paras	9.00		9.00	*No change*	$ 37,989	$ 341,903.25	
504 /1to1	0.00	*Provided outside of SSB*	0.00	*Provided outside of SSB*	$ 37,989	$ -	
English Language Learners							
ELL Teachers	1.00	3.00	2.00	*Please budget additional staff*	$ 93,512	$ 187,024.00	tutors
ELL Para	0.00			*Yes*	$ 37,989	$ -	
ELL Tutor (Title III)	1.00	*Provided outside of SSB*	1.00	*Provided outside of SSB*	$ 15,750	$ 15,750	
All Special Programs Teachers & Paras	18.00	3.00	19.00			**$ 1,199,261**	
Student Support:							
Guidance Counselor	0.00			*Yes*	$ 107,539	$ -	
Social Worker	1.00	*Provided outside of SSB*	1.00	*Provided outside of SSB*	$ 109,292	$ 109,292	
Additional social workers	0.00			*Yes*	$ 109,292	$ -	
SEL Tutors: 18 hrs/week	0.00			*Yes*	$ 18,900	$ -	
Tutors: 18 hrs/week	5.00		3.20	*Yes*	$ 18,900	$ 60,480.00	4 ELL Certified Tutors 15 hrs per week
Tutors: 15 hrs/week (Title I)	3.00		3.00	*Yes*	$ 14,850	$ 44,550.00	
Parent Liaisons: Stipended (Title I)	1.00		1.00	*Yes*	$ 3,000	$ 3,000.00	
Parent Liaisons: 18 hrs/week (Title I)	0.00			*Yes*	$ 11,340	$ -	
Parent Liaison, full time	0.00			*Yes*	$ 43,091	$ -	
	10.00	0.00	8.20			**$ 217,322**	
Facilities							
Security Guards	0.00	0.00		*Yes*	$ 52,525	$ -	
Custodians	3.00		3.00	*Yes*	$ 56,107	$ 168,322	
	3.00	0.00	3.00			**$ 168,322**	
High School-Specific Positions							
Coordinator of Student Support Services	0.00			*Yes*	$ 146,910	$ -	
Discipline & Operations Specialist	0.00			*Yes*	$ 126,737	$ -	
Academic Chairs	0.00			*Yes*	$ 135,109	$ -	
Director of the Freshman Academy	0.00			*Yes*	$ 137,155	$ -	
Student Services Specialist - Freshman Academy	0.00			*Yes*	$ 117,796	$ -	
Bursar/Financial Specialist	0.00			*Yes*	$ 58,072	$ -	
Clerk Schedulers	0.00			*Yes*	$ 53,208	$ -	
Administrator of Athletics	0.00			*Yes*	$ 141,671	$ -	
Student Activity Advisor	0.00			*Yes*	$ 96,122	$ -	
	0.00	0.00	0.00			**$ -**	
Other Positions							
Other (Please describe)	0.00			*Yes*	See James Hall and Linus Guillory t	$ -	
Other (Please describe)	0.00			*Yes*	See James Hall and Linus Guillory t	$ -	
	0.00		0.00			**$ -**	
Total Staffing							
	70.00		69.20			$ 4,781,059	
Non-Personnel							
Instructional Supplies	$ 39,120		$ 24,000	*Yes*		$ 24,000.00	

Dr. Gertrude Bailey Elementary School	Last year's staff	Required minimum	Budgeted Staff	Check: Sufficient Staff?	Average Salary + Benefits	Amount	Notes
STEM Lead Stipends	$ -			*Yes*		$ -	
Enrichment	$ -			*Yes*		$ -	
Athletics: Coaches	$ -			*Yes*		$ -	
Athletics: Contracted Services	$ -			*Yes*		$ -	
Athletics: Transportation	$ -			*Yes*		$ -	
Athletics: Supplies & Uniforms	$ -			*Yes*		$ -	
Athletics: Rental Fees	$ -			*Yes*		$ -	
Student Activity Stipends	$ -			*Yes*		$ -	
Student Activity Supplies	$ -			*Yes*		$ -	
Dual Enrollment	$ -	*Provided outside of SSB*	$ -	*Provided outside of SSB*		$ -	
SCORE Peer Mediation	$ -	*Provided outside of SSB*	$ -	*Provided outside of SSB*		$ -	
Band camp	$ -	*Provided outside of SSB*	$ -	*Provided outside of SSB*		$ -	
Choral supplies	$ -	*Provided outside of SSB*	$ -	*Provided outside of SSB*		$ -	$ 18,000.00
Jr. Air Force ROTC Supplies & Equip.	$ -			*Yes*		$ -	$ 3,500.00
Other (describe in column H)			$ 27,725	*Yes*		$ 27,725.00	$ 6,225.00
	$ 39,120		$ 51,725			**$ 51,725.00**	

Title I Review							
Coaches	1.00	1.00	1.00	*See below*	$ 97,985	$ 97,985	
Parent Liaisons: Stipended	1.00		1.00	*See below*	$ 3,000	$ 3,000	
Parent Liaisons: 18 hrs/week	0.00		0.00	*See below*	$ 11,340	$ -	
Tutors: 15 hrs/wk	3.00		3.00	*See below*	$ 14,850	$ 44,550	
Total Title I Allocation	$ 145,535	$ 145,535	*5.00*	*Yes*		**$ 145,535**	

Total Budget	
	$ 4,832,784

Bartlett Community Partnership School

School Year 20-21 Budget

Category	Students	Weight	Amount
Weights			
All students	473.3	$4,500	$2,129,850
Economically disadvantaged	344.0	$1,575	$541,800
Low incoming performance	59.0	$900	$53,100
Grades PreK-3	221.3	$1,575	$348,548
Grade 9	0.0	$3,750	$0
ELL below Level 3	40.0	$2,750	$110,000
ELL Level 3 and above	126.0	$1,400	$176,400
SWD substantially separate	37.0	$22,500	$832,500
SWD inclusion/language	70.0	$6,250	$437,500
			$4,629,698
Baseline			
ELL Baseline			$0
SWD Baseline			$0
General Ed Baseline			$0
Other Policies			
Transition amount			$563,598
Budget Exceptions			$0
FSF Total			
			$5,193,296
Funding from outside FSF			
Title I			$ 228,125
Other positions provided outside of FSF			$ 368,728
Total funding			
			$5,790,148

Modified due to overstated current yr allocation and moving 2 paras to 1 to 1 para lines

Exception Reason:

Comparison to previous year budget

Year	19-20	20-21	Change	
Enrollment	488	473	-15	
FSF Budget	$ 5,193,295	$5,193,295	$ -	Modified
Other Funding	$ 596,853	$ 596,853	$ -	
Total Budget	**$ 5,790,148**	**$ 5,790,148**	**$ -**	
$ per pupil	$ 11,865	$ 12,234	$ 369	

Summary

The Bartlett's funding decreased due to weights and enrollment decrease but was supplemented by transition policy.

Bartlett Community Partnership School

School Year 20-21 Budget

Positions in navy blue have been HS-only in the past

	Last year's staff	Required minimum	Budgeted Staff	Check: Sufficient Staff?	Average Salary + Benefits	Amount	Notes
			Budget in blank cells			$ 0	Amount remaining to budget
			Gray cells are budgeted for you			$5,790,148	Total Allocation, All Sources
2100 Principal's Office:							
Principal/Coordinator	1.00	1.00	1.00	*Yes*	$ 140,268	$ 140,268.00	
Headmaster	0.00	0.00		*Yes*	$ 173,680		
Assistant Principal	1.00		1.00	*Yes*	$ 128,579	$ 128,579.00	
House Deans	0.00			*Yes*	$ 141,596		
Administrative Assistant	1.00	1.00	1.00	*Yes*	$ 56,107	$ 56,107.20	
	3.00	2.00	3.00			$ 324,954.20	
Coaches:							
Math Resource Teacher	1.00		1.00	*Yes*	$ 93,512	$ 93,512.00	
Literacy Specialist	0.00	0.00		*Yes*	$ 97,985	$ -	
Instructional Specialist	1.00	1.00	1.00	*Yes*	$ 97,985	$ 97,985.00	
Additional professional development coaches				*Yes*	$ 97,985	$ -	
	2.00	1.00	2.00			$ 191,497.00	
General Education Teachers:							
Classroom Teachers							
PreSchool Teachers	2.00	1.00	2.00	*Yes*	$ 93,512	$ 187,024.00	
Kindergarten Teachers	2.00	1.00	2.00	*Yes*	$ 93,512	$ 187,024.00	
1st Grade Teachers	2.00	*see below*	2.00	*see below*	$ 93,512	$ 187,024.00	
2nd Grade Teachers	2.00	*see below*	2.00	*see below*	$ 93,512	$ 187,024.00	
3rd Grade Teachers	2.00	*see below*	2.00	*see below*	$ 93,512	$ 187,024.00	
4th Grade Teachers	2.00	*see below*	2.00	*see below*	$ 93,512	$ 187,024.00	
5th Grade Teachers	2.00	*see below*	2.00	*see below*	$ 93,512	$ 187,024.00	
6th Grade Teachers	2.00	*see below*	2.00	*see below*	$ 93,512	$ 187,024.00	
7th Grade Teachers	2.00	*see below*	2.00	*see below*	$ 93,512	$ 187,024.00	
8th Grade Teachers	2.00	*see below*	2.00	*see below*	$ 93,512	$ 187,024.00	
Loopers	2.00	*see below*	2.00	*see below*	$ 93,512	$ 187,024.00	
All Grades 1-8 Teachers	*18.00*	*13.00*	*18.00*	*Yes*			
Allied Arts							
Art	1.00		1.00	*Yes*	$ 93,512	$ 93,512.00	
Music	1.00		1.00	*Yes*	$ 93,512	$ 93,512.00	
Physical Education	1.00	1.00	1.00	*Yes*	$ 93,512	$ 93,512.00	
Technology Ed	0.00			*Yes*	$ 93,512	$ -	
Drama	0.00			*Yes*	$ 93,512	$ -	
ITS	1.00		1.00	*Yes*	$ 93,512	$ 93,512.00	
Content Literacy	1.00		1.00	*Yes*	$ 93,512	$ 93,512.00	
Health	0.00			*Yes*	$ 93,512	$ -	
Dance	0.00			*Yes*	$ 93,512	$ -	
Library/Media Specialist	0.00			*Yes*	$ 108,442	$ -	
Other				*Yes*	$ 93,512	$ -	
Subject Teachers (High school only)							
Math Teachers	0.00	*see below*		*see below*	$ 93,512	$ -	
Science Teachers	0.00	*see below*		*see below*	$ 93,512	$ -	
Social Studies Teachers	0.00	*see below*		*see below*	$ 93,512	$ -	
English	0.00	*see below*		*see below*	$ 93,512	$ -	
Foreign Language	0.00	*see below*		*see below*	$ 93,512	$ -	
All HS Subject Teachers	*0.00*	0.00		*Yes*			
In House Suspension	0.00			*Yes*	$ 93,512	$ -	
Consumer Science	0.00			*Yes*	$ 93,512	$ -	
Business	0.00			*Yes*	$ 93,512	$ -	
Video Production	0.00			*Yes*	$ 93,512	$ -	
ROTC	0.00			*Yes*	$ 93,512	$ -	
All General Education Teachers	27.00		27.00			$ 2,524,824.00	
Paraprofessionals:							
Mainstream Paras							

Bartlett Community Partnership School	Last year's staff	Required minimum	Budgeted Staff	Check: Sufficient Staff?	Average Salary + Benefits	Amount	Notes
Preschool Para	2.00	1.00	2.00	*Yes*	$ 37,989	$ 75,978.50	
Kindergarten Para	2.00	1.00	2.00	*Yes*	$ 37,989	$ 75,978.50	
Mainstream Paras (includes 3 SPED mainstream paras)	5.00		4.00	*Yes*	$ 37,989	$ 151,957.00	
All General Education Paras	9.00	2.00	8.00			**$ 303,914.00**	
Special Programs							
Special Education	If you plan to change special education staffing, contact Mike Lovato by 3/16/2020						
Adjustment Teachers	0.00			*No change*	$ 93,512	$ -	
LEAP Teachers	5.00		5.00	*No change*	$ 93,512	$ 467,560.00	
CSA Teachers	0.00			*No change*	$ 93,512	$ -	
Other Special Ed Teachers	5.00		6.00	*Contact Mike Lovato*	$ 93,512	$ 561,072.00	
				No change			
Special Education Classroom Paras	6.00		6.00	*No change*	$ 37,989	$ 227,935.50	
504 /1to1	6.00	*Provided outside of SSB*	6.00	*Provided outside of SSB*	$ 37,989	$ 227,936	
English Language Learners							
ELL Teachers	3.00	3.00	3.00	*Yes*	$ 93,512	$ 280,536.00	
ELL Para	0.00			*Yes*	$ 37,989	$ -	
ELL Tutor (Title III)	2.00	*Provided outside of SSB*	2.00	*Provided outside of SSB*	$ 15,750	$ 31,500	
All Special Programs Teachers & Paras	27.00	3.00	28.00			**$ 1,796,539**	
Student Support:							
Guidance Counselor	1.00		*1.00*	*Yes*	$ 107,539	$ 107,538.80	
Social Worker	1.00	*Provided outside of SSB*	1.00	*Provided outside of SSB*	$ 109,292	$ 109,292	
Additional social workers	0.00			*Yes*	$ 109,292	$ -	
SEL Tutors: 18 hrs/week	0.00			*Yes*	$ 18,900	$ -	
Tutors: 18 hrs/week	1.00		1.00	*Yes*	$ 18,900	$ 18,900.00	
Tutors: 15 hrs/week (Title I)	8.00		8.00	*Yes*	$ 14,850	$ 118,800.00	
Parent Liaisons: Stipended (Title I)	0.00			*Yes*	$ 3,000	$ -	
Parent Liaisons: 18 hrs/week (Title I)	1.00		1.00	*Yes*	$ 11,340	$ 11,340.00	
Parent Liaison, full time	0.00			*Yes*	$ 43,091	$ -	
	12.00	0.00	12.00			**$ 365,871**	
Facilities							
Security Guards	0.00	0.00		*Yes*	$ 52,525	$ -	
Custodians	4.00		4.00	*Yes*	$ 56,107	$ 224,429	
	4.00	0.00	4.00			**$ 224,429**	
High School-Specific Positions							
Coordinator of Student Support Services	0.00			*Yes*	$ 146,910	$ -	
Discipline & Operations Specialist	0.00			*Yes*	$ 126,737	$ -	
Academic Chairs	0.00			*Yes*	$ 135,109	$ -	
Director of the Freshman Academy	0.00			*Yes*	$ 137,155	$ -	
Student Services Specialist - Freshman Academy	0.00			*Yes*	$ 117,796	$ -	
Bursar/Financial Specialist	0.00			*Yes*	$ 58,072	$ -	
Clerk Schedulers	0.00			*Yes*	$ 53,208	$ -	
Administrator of Athletics	0.00			*Yes*	$ 141,671	$ -	
Student Activity Advisor	0.00			*Yes*	$ 96,122	$ -	
	0.00	0.00	0.00			**$ -**	
Other Positions							
Other (Please describe)	0.00			*Yes*	See James Hall and Linus Guillory tı	$ -	
Other (Please describe)	0.00			*Yes*	See James Hall and Linus Guillory tı	$ -	
	0.00		0.00			**$ -**	
Total Staffing							
	84.00		84.00			$ 5,732,028	
Non-Personnel							
Instructional Supplies	$ 35,970		$ 50,920	*Yes*		$ 50,920.00	
STEM Lead Stipends	$ -		$ 7,200	*Yes*		$ 7,200.00	

Bartlett Community Partnership School	Last year's staff	Required minimum	Budgeted Staff	Check: Sufficient Staff?	Average Salary + Benefits	Amount	Notes
Enrichment	$ -			*Yes*		$ -	
Athletics: Coaches	$ -			*Yes*		$ -	
Athletics: Contracted Services	$ -			*Yes*		$ -	
Athletics: Transportation	$ -			*Yes*		$ -	
Athletics: Supplies & Uniforms	$ -			*Yes*		$ -	
Athletics: Rental Fees	$ -			*Yes*		$ -	
Student Activity Stipends	$ -			*Yes*		$ -	
Student Activity Supplies	$ -			*Yes*		$ -	
Dual Enrollment	$ -	*Provided outside of SSB*	$ -	*Provided outside of SSB*		$ -	
SCORE Peer Mediation	$ -	*Provided outside of SSB*	$ -	*Provided outside of SSB*		$ -	
Band camp	$ -	*Provided outside of SSB*	$ -	*Provided outside of SSB*		$ -	
Choral supplies	$ -	*Provided outside of SSB*	$ -	*Provided outside of SSB*		$ -	
Jr. Air Force ROTC Supplies & Equip.	$ -			*Yes*		$ -	
Other (describe in column H)				*Yes*		$ -	
	$ 35,970		$ 58,120			**$ 58,120.00**	

Title I Review							
Coaches	1.00	1.00	1.00	*See below*	$ 97,985	$ 97,985	
Parent Liaisons: Stipended	0.00		0.00	*See below*	$ 3,000	$ -	
Parent Liaisons: 18 hrs/week	1.00		1.00	*See below*	$ 11,340	$ 11,340	
Tutors: 15 hrs/wk	8.00		8.00	*See below*	$ 14,850	$ 118,800	
Total Title I Allocation	$ 228,125	$ 228,125	*10*	*Yes*		**$ 228,125**	

Total Budget	
	$ 5,790,148

The BRIDGE Program

School Year 20-21 Budget

Category	Students	Weight	Amount
Weights			
All students	17.0	$4,500	$76,500
Economically disadvantaged	0.0	$1,575	$0
Low incoming performance	0.0	$900	$0
Grades PreK-3	0.0	$1,575	$0
Grade 9	0.0	$3,750	$0
ELL below Level 3	0.0	$2,750	$0
ELL Level 3 and above	5.0	$1,400	$7,000
SWD substantially separate	0.0	$22,500	$0
SWD inclusion/language	0.0	$6,250	$0
Baseline			
ELL Baseline			$0
SWD Baseline			$0
General Ed Baseline			$923,312
Other Policies			
Transition amount			$0
Budget Exceptions			$0
FSF Total			
			$1,006,812
Funding from outside FSF			
Title I			$ 14,850
Other positions provided outside of FSF			$ 218,584
Total funding			
			$1,240,246

Due to expansion, added funding for teacher

Exception Reason:

Comparison to previous year budget

Year	19-20	20-21	Change
Enrollment	37	17	-20
FSF Budget	$ 1,006,812	$1,006,812	$ -
Other Funding	$ 233,434	$ 233,434	$ -
Total Budget	**$ 1,240,246**	**$ 1,240,246**	**$ -**
$ per pupil	$ 33,520	$ 72,956	$ 39,435

Summary

The Bridge's funding decreased due to weights but was supplemented by small school supplements.

The BRIDGE Program
School Year 20-21 Budget
Positions in navy blue have been HS-only in the past

	Last year's staff	Required minimum	Budgeted Staff	Check: Sufficient Staff?	Average Salary + Benefits	Amount	Notes
			Budget in blank cells			$ 0	Amount remaining to budget
			Gray cells are budgeted for you			$1,240,246	Total Allocation, All Sources
2100 Principal's Office:							
Principal/Coordinator	1.00	1.00	1.00	*Yes*	$ 140,268	$ 140,268.00	
Headmaster	0.00	0.00		*Yes*	$ 173,680		
Assistant Principal	0.00			*Yes*	$ 128,579	$ -	
House Deans	0.00			*Yes*	$ 141,596		
Administrative Assistant	1.00	1.00	1.00	*Yes*	$ 56,107	$ 56,107.20	
	2.00	2.00	2.00			$ 196,375.20	
Coaches:							
Math Resource Teacher	0.00			*Yes*	$ 93,512	$ -	
Literacy Specialist	0.00	0.00		*Yes*	$ 97,985	$ -	
Instructional Specialist	0.00	0.00		*Yes*	$ 97,985	$ -	
Additional professional development coaches				*Yes*	$ 97,985	$ -	
	0.00	0.00	0.00			$ -	
General Education Teachers:							
Classroom Teachers							
PreSchool Teachers	0.00	0.00		*Yes*	$ 93,512	$ -	
Kindergarten Teachers	0.00	0.00		*Yes*	$ 93,512	$ -	
1st Grade Teachers	0.00	*see below*		*see below*	$ 93,512	$ -	
2nd Grade Teachers	0.00	*see below*		*see below*	$ 93,512	$ -	
3rd Grade Teachers	0.00	*see below*		*see below*	$ 93,512	$ -	
4th Grade Teachers	0.00	*see below*		*see below*	$ 93,512	$ -	
5th Grade Teachers	0.00	*see below*		*see below*	$ 93,512	$ -	
6th Grade Teachers	0.00	*see below*		*see below*	$ 93,512	$ -	
7th Grade Teachers	0.00	*see below*		*see below*	$ 93,512	$ -	
8th Grade Teachers	5.00	*see below*	6.00	*see below*	$ 93,512	$ 561,072.00	
Loopers	0.00	*see below*		*see below*	$ 93,512	$ -	
All Grades 1-8 Teachers	*5.00*	*1.00*	*6.00*	*Yes*			
Allied Arts							
Art	0.50		0.50	*Yes*	$ 93,512	$ 46,756.00	
Music	0.00			*Yes*	$ 93,512	$ -	
Physical Education	0.00	1.00		*Please budget additional staff*	$ 93,512	$ -	
Technology Ed	0.00			*Yes*	$ 93,512	$ -	
Drama	0.00			*Yes*	$ 93,512	$ -	
ITS	0.00			*Yes*	$ 93,512	$ -	
Content Literacy	0.00			*Yes*	$ 93,512	$ -	
Health	0.00			*Yes*	$ 93,512	$ -	
Dance	0.00			*Yes*	$ 93,512	$ -	
Library/Media Specialist	0.00			*Yes*	$ 108,442	$ -	
Other	0.00			*Yes*	$ 93,512	$ -	
Subject Teachers (High school only)							
Math Teachers	0.00	*see below*		*see below*	$ 93,512	$ -	
Science Teachers	0.00	*see below*		*see below*	$ 93,512	$ -	
Social Studies Teachers	0.00	*see below*		*see below*	$ 93,512	$ -	
English	0.00	*see below*		*see below*	$ 93,512	$ -	
Foreign Language	0.00	*see below*		*see below*	$ 93,512	$ -	
All HS Subject Teachers	*0.00*	0.00		*Yes*			
In House Suspension	0.00			*Yes*	$ 93,512	$ -	
Consumer Science	0.00			*Yes*	$ 93,512	$ -	
Business	0.00			*Yes*	$ 93,512	$ -	
Video Production	0.00			*Yes*	$ 93,512	$ -	
ROTC	0.00			*Yes*	$ 93,512	$ -	
All General Education Teachers	5.50		6.50			$ 607,828.00	

The BRIDGE Program	Last year's staff	Required minimum	Budgeted Staff	Check: Sufficient Staff?	Average Salary + Benefits	Amount	Notes
Paraprofessionals:							
Mainstream Paras							
Preschool Para	0.00	0.00		*Yes*	$ 37,989	$ -	
Kindergarten Para	0.00	0.00		*Yes*	$ 37,989	$ -	
Mainstream Paras	0.00			*Yes*	$ 37,989	$ -	
All General Education Paras	0.00	0.00	0.00			**$ -**	
Special Programs							
Special Education	If you plan to change special education staffing, contact Mike Lovato by 3/16/2020						
Adjustment Teachers	0.00			*No change*	$ 93,512	$ -	
LEAP Teachers	0.00			*No change*	$ 93,512	$ -	
CSA Teachers	0.00			*No change*	$ 93,512	$ -	
Other Special Ed Teachers	1.00		1.00	*No change*	$ 93,512	$ 93,512.00	
				No change			
Special Education Classroom Paras	1.00		1.00	*No change*	$ 37,989	$ 37,989.25	
504 /1to1	0.00	*Provided outside of SSB*	0.00	*Provided outside of SSB*	$ 37,989	$ -	
English Language Learners							
ELL Teachers	0.00	0.00		*Yes*	$ 93,512	$ -	
ELL Para	0.00			*Yes*	$ 37,989	$ -	
ELL Tutor (Title III)	0.00	*Provided outside of SSB*	0.00	*Provided outside of SSB*	$ 15,750	$ -	
All Special Programs Teachers & Paras	2.00	0.00	2.00			**$ 131,501**	
Student Support:							
Guidance Counselor	0.00			*Yes*	$ 107,539	$ -	
Social Worker	2.00	*Provided outside of SSB*	2.00	*Provided outside of SSB*	$ 109,292	$ 218,584	
Additional social workers	0.00			*Yes*	$ 109,292	$ -	
SEL Tutors: 18 hrs/week	0.00			*Yes*	$ 18,900	$ -	
Tutors: 18 hrs/week	0.00			*Yes*	$ 18,900	$ -	
Tutors: 15 hrs/week (Title I)	1.00		1.00	*Yes*	$ 14,850	$ 14,850.00	
Parent Liaisons: Stipended (Title I)	1.00			*Yes*	$ 3,000	$ -	
Parent Liaisons: 18 hrs/week (Title I)	0.00			*Yes*	$ 11,340	$ -	
Parent Liaison, full time	0.00			*Yes*	$ 43,091	$ -	
	4.00	0.00	3.00			**$ 233,434**	
Facilities							
Security Guards	0.00	0.00		*Yes*	$ 52,525	$ -	
Custodians	1.00		1.00	*Yes*	$ 56,107	$ 56,107	
	1.00	0.00	1.00			**$ 56,107**	
High School-Specific Positions							
Coordinator of Student Support Services	0.00			*Yes*	$ 146,910	$ -	
Discipline & Operations Specialist	0.00			*Yes*	$ 126,737	$ -	
Academic Chairs	0.00			*Yes*	$ 135,109	$ -	
Director of the Freshman Academy	0.00			*Yes*	$ 137,155	$ -	
Student Services Specialist - Freshman Academy	0.00			*Yes*	$ 117,796	$ -	
Bursar/Financial Specialist	0.00			*Yes*	$ 58,072	$ -	
Clerk Schedulers	0.00			*Yes*	$ 53,208	$ -	
Administrator of Athletics	0.00			*Yes*	$ 141,671	$ -	
Student Activity Advisor	0.00			*Yes*	$ 96,122	$ -	
	0.00	0.00	0.00			**$ -**	
Other Positions							
Other (Please describe)	0.00			*Yes*	See James Hall and Linus Guillory t	$ -	
Other (Please describe)	0.00			*Yes*	See James Hall and Linus Guillory t	$ -	
	0.00		0.00			**$ -**	
Total Staffing							
	14.50		14.50			$ 1,225,246	
Non-Personnel							
Instructional Supplies	$ 3,330		$ 15,000	*Yes*		$ 15,000.00	

The BRIDGE Program	Last year's staff	Required minimum	Budgeted Staff	Check: Sufficient Staff?	Average Salary + Benefits	Amount	Notes
STEM Lead Stipends	$ -			*Yes*		$ -	
Enrichment	$ -			*Yes*		$ -	
Athletics: Coaches	$ -			*Yes*		$ -	
Athletics: Contracted Services	$ -			*Yes*		$ -	
Athletics: Transportation	$ -			*Yes*		$ -	
Athletics: Supplies & Uniforms	$ -			*Yes*		$ -	
Athletics: Rental Fees	$ -			*Yes*		$ -	
Student Activity Stipends	$ -			*Yes*		$ -	
Student Activity Supplies	$ -			*Yes*		$ -	
Dual Enrollment	$ -	*Provided outside of SSB*	$ -	*Provided outside of SSB*		$ -	
SCORE Peer Mediation	$ -	*Provided outside of SSB*	$ -	*Provided outside of SSB*		$ -	
Band camp	$ -	*Provided outside of SSB*	$ -	*Provided outside of SSB*		$ -	
Choral supplies	$ -	*Provided outside of SSB*	$ -	*Provided outside of SSB*		$ -	
Jr. Air Force ROTC Supplies & Equip.	$ -			*Yes*		$ -	
Other (describe in column H)				*Yes*		$ -	
	$ 3,330		$ 15,000			**$ 15,000.00**	
Title I Review							
Coaches	0.00	0.00	0.00	*See below*	$ 97,985	$ -	
Parent Liaisons: Stipended	1.00		0.00	*See below*	$ 3,000	$ -	
Parent Liaisons: 18 hrs/week	0.00		0.00	*See below*	$ 11,340	$ -	
Tutors: 15 hrs/wk	1.00		1.00	*See below*	$ 14,850	$ 14,850	
Total Title I Allocation	$ 14,850	$ 14,850	*1*	*Yes*		**$ 14,850**	
Total Budget							
						$ 1,240,246	

Benjamin F. Butler Middle School

School Year 20-21 Budget

Category	Students	Weight	Amount
Weights			
All students	571.0	$4,500	$2,569,500
Economically disadvantaged	436.0	$1,575	$686,700
Low incoming performance	31.0	$900	$27,900
Grades PreK-3	0.0	$1,575	$0
Grade 9	0.0	$3,750	$0
ELL below Level 3	38.0	$2,750	$104,500
ELL Level 3 and above	179.0	$1,400	$250,600
SWD substantially separate	18.0	$22,500	$405,000
SWD inclusion/language	96.0	$6,250	$600,000
			$4,644,200
Baseline			
ELL Baseline			$0
SWD Baseline			$0
General Ed Baseline			$0
Other Policies			
Transition amount			$213,790
Budget Exceptions			$0
FSF Total			
			$4,857,990
Funding from outside FSF			
Title I			$ 198,425
Other positions provided outside of FSF			$ 140,792
Total funding			
			$5,197,207

Increased current year allocation which means trans is now higher

Exception Reason:

Comparison to previous year budget

Year	19-20	20-21	Change	
Enrollment	571	571	0	
FSF Budget	$ 4,857,990	$4,857,990	$ -	Increased by one teacher
Other Funding	$ 339,217	$ 339,217	$ -	
Total Budget	**$ 5,197,207**	**$ 5,197,207**	**$ -**	
$ per pupil	$ 9,102	$ 9,102	$ -	

($213,790)

Summary

The Butler's funding decreased due to weights but was supplemented by transition policy.

Benjamin F. Butler Middle School School Year 20-21 Budget	Last year's staff	Required minimum	Budgeted Staff	Check: Sufficient Staff?	Average Salary + Benefits	Amount	Notes
			Budget in blank cells			$ (0)	Amount remaining to budget
Positions in navy blue have been HS-only in the past			Gray cells are budgeted for you			$5,197,207	Total Allocation, All Sources
2100 Principal's Office:							
Principal/Coordinator	1.00	1.00	1.00	*Yes*	$ 140,268	$ 140,268.00	
Headmaster	0.00	0.00		*Yes*	$ 173,680		
Assistant Principal	1.00		1.00	*Yes*	$ 128,579	$ 128,579.00	
House Deans	0.00			*Yes*	$ 141,596		
Administrative Assistant	1.00	1.00	1.00	*Yes*	$ 56,107	$ 56,107.20	
	3.00	2.00	3.00			$ 324,954.20	
Coaches:							
Math Resource Teacher	1.00		1.00	*Yes*	$ 93,512	$ 93,512.00	
Literacy Specialist	0.00	0.00		*Yes*	$ 97,985	$ -	
Instructional Specialist	1.00	1.00	1.00	*Yes*	$ 97,985	$ 97,985.00	
Additional professional development coaches				*Yes*	$ 97,985	$ -	
	2.00	1.00	2.00			$ 191,497.00	
General Education Teachers:							
Classroom Teachers							
PreSchool Teachers	0.00	0.00		*Yes*	$ 93,512	$ -	
Kindergarten Teachers	0.00	0.00		*Yes*	$ 93,512	$ -	
1st Grade Teachers	0.00	*see below*		*see below*	$ 93,512	$ -	
2nd Grade Teachers	0.00	*see below*		*see below*	$ 93,512	$ -	
3rd Grade Teachers	0.00	*see below*		*see below*	$ 93,512	$ -	
4th Grade Teachers	0.00	*see below*		*see below*	$ 93,512	$ -	
5th Grade Teachers	5.00	*see below*	5.00	*see below*	$ 93,512	$ 467,560.00	
6th Grade Teachers	5.00	*see below*	5.00	*see below*	$ 93,512	$ 467,560.00	
7th Grade Teachers	5.00	*see below*	5.00	*see below*	$ 93,512	$ 467,560.00	
8th Grade Teachers	5.00	*see below*	5.00	*see below*	$ 93,512	$ 467,560.00	
Loopers	4.00	*see below*	4.00	*see below*	$ 93,512	$ 374,048.00	
All Grades 1-8 Teachers	*24.00*	*17.00*	*24.00*	*Yes*			
Allied Arts							
Art	1.00		1.00	*Yes*	$ 93,512	$ 93,512.00	
Music	1.00		1.00	*Yes*	$ 93,512	$ 93,512.00	
Physical Education	2.00	1.00	2.00	*Yes*	$ 93,512	$ 187,024.00	
Technology Ed	0.00			*Yes*	$ 93,512	$ -	
Drama	0.00			*Yes*	$ 93,512	$ -	
ITS	0.00			*Yes*	$ 93,512	$ -	
Content Literacy	0.00			*Yes*	$ 93,512	$ -	
Health	**1.00**		1.00	*Yes*	$ 93,512	$ 93,512.00	
Dance	0.00			*Yes*	$ 93,512	$ -	
Library/Media Specialist	0.00			*Yes*	$ 108,442	$ -	
Other	0.00			*Yes*	$ 93,512	$ -	
Subject Teachers (High school only)							
Math Teachers	0.00	*see below*		*see below*	$ 93,512	$ -	
Science Teachers	0.00	*see below*		*see below*	$ 93,512	$ -	
Social Studies Teachers	0.00	*see below*		*see below*	$ 93,512	$ -	
English	0.00	*see below*		*see below*	$ 93,512	$ -	
Foreign Language	0.00	*see below*		*see below*	$ 93,512	$ -	
All HS Subject Teachers	*0.00*	0.00		*Yes*			
In House Suspension	0.00			*Yes*	$ 93,512	$ -	
Consumer Science	0.00			*Yes*	$ 93,512	$ -	
Business	0.00			*Yes*	$ 93,512	$ -	
Video Production	0.00			*Yes*	$ 93,512	$ -	
ROTC	0.00			*Yes*	$ 93,512	$ -	
All General Education Teachers	29.00		29.00			$ 2,711,848.00	
Paraprofessionals:							
Mainstream Paras							

Benjamin F. Butler Middle School	Last year's staff	Required minimum	Budgeted Staff	Check: Sufficient Staff?	Average Salary + Benefits	Amount	Notes
Preschool Para	0.00	0.00		*Yes*	$ 37,989	$ -	
Kindergarten Para	0.00	0.00		*Yes*	$ 37,989	$ -	
Mainstream Paras	6.00		7.00	*Yes*	$ 37,989	$ 265,924.75	
All General Education Paras	6.00	0.00	7.00			**$ 265,924.75**	
Special Programs							
Special Education	If you plan to change special education staffing, contact Mike Lovato by 3/16/2020						
Adjustment Teachers	2.00		2.00	*No change*	$ 93,512	$ 187,024.00	
LEAP Teachers	0.00			*No change*	$ 93,512	$ -	
CSA Teachers	0.00			*No change*	$ 93,512	$ -	
Other Special Ed Teachers	6.00		6.00	*No change*	$ 93,512	$ 561,072.00	
				No change			
Special Education Classroom Paras	2.00		2.00	*No change*	$ 37,989	$ 75,978.50	
504 /1to1	0.00	*Provided outside of SSB*	0.00	*Provided outside of SSB*	$ 37,989	$ -	
English Language Learners							
ELL Teachers	2.00	2.00	2.00	*Yes*	$ 93,512	$ 187,024.00	
ELL Para	0.00			*Yes*	$ 37,989	$ -	
ELL Tutor (Title III)	2.00	*Provided outside of SSB*	2.00	*Provided outside of SSB*	$ 15,750	$ 31,500	
All Special Programs Teachers & Paras	14.00	2.00	14.00			**$ 1,042,599**	
Student Support:							
Guidance Counselor	1.00		*1.00*	*Yes*	$ 107,539	$ 107,538.80	
Social Worker	1.00	*Provided outside of SSB*	1.00	*Provided outside of SSB*	$ 109,292	$ 109,292	
Additional social workers	0.00			*Yes*	$ 109,292	$ -	
SEL Tutors: 18 hrs/week	0.00			*Yes*	$ 18,900	$ -	
Tutors: 18 hrs/week	0.00		3.00	*Yes*	$ 18,900	$ 56,700.00	
Tutors: 15 hrs/week (Title I)	6.00		6.00	*Yes*	$ 14,850	$ 89,100.00	
Parent Liaisons: Stipended (Title I)	0.00			*Yes*	$ 3,000	$ -	
Parent Liaisons: 18 hrs/week (Title I)	1.00		1.00	*Yes*	$ 11,340	$ 11,340.00	
Parent Liaison, full time	0.00			*Yes*	$ 43,091	$ -	
	9.00	0.00	12.00			**$ 373,971**	
Facilities							
Security Guards	0.00	0.00		*Yes*	$ 52,525	$ -	
Custodians	4.00		4.00	*Yes*	$ 56,107	$ 224,429	
	4.00	0.00	4.00			**$ 224,429**	
High School-Specific Positions							
Coordinator of Student Support Services	0.00			*Yes*	$ 146,910	$ -	
Discipline & Operations Specialist	0.00			*Yes*	$ 126,737	$ -	
Academic Chairs	0.00			*Yes*	$ 135,109	$ -	
Director of the Freshman Academy	0.00			*Yes*	$ 137,155	$ -	
Student Services Specialist - Freshman Academy	0.00			*Yes*	$ 117,796	$ -	
Bursar/Financial Specialist	0.00			*Yes*	$ 58,072	$ -	
Clerk Schedulers	0.00			*Yes*	$ 53,208	$ -	
Administrator of Athletics	0.00			*Yes*	$ 141,671	$ -	
Student Activity Advisor	0.00			*Yes*	$ 96,122	$ -	
	0.00	0.00	0.00			**$ -**	
Other Positions							
Other (Please describe)	0.00			*Yes*	See James Hall and Linus Guillory t	$ -	
Other (Please describe)	0.00			*Yes*	See James Hall and Linus Guillory t	$ -	
	0.00		0.00			**$ -**	
Total Staffing							
	67.00		71.00			$ 5,135,222	
Non-Personnel							
Instructional Supplies	$ 38,880		$ 14,250	*Yes*		$ 14,250.00	
STEM Lead Stipends	$ -		$ 3,600	*Yes*		$ 3,600.00	
Enrichment	$ -			*Yes*		$ -	

Benjamin F. Butler Middle School	Last year's staff	Required minimum	Budgeted Staff	Check: Sufficient Staff?	Average Salary + Benefits	Amount	Notes
Athletics: Coaches	$ -			*Yes*		$ -	
Athletics: Contracted Services	$ -			*Yes*		$ -	
Athletics: Transportation	$ -			*Yes*		$ -	
Athletics: Supplies & Uniforms	$ -			*Yes*		$ -	
Athletics: Rental Fees	$ -			*Yes*		$ -	
Student Activity Stipends	$ -			*Yes*		$ -	
Student Activity Supplies	$ -			*Yes*		$ -	
Dual Enrollment	$ -	*Provided outside of SSB*	$ -	*Provided outside of SSB*		$ -	
SCORE Peer Mediation	$ -	*Provided outside of SSB*	$ -	*Provided outside of SSB*		$ -	
Band camp	$ -	*Provided outside of SSB*	$ -	*Provided outside of SSB*		$ -	
Choral supplies	$ -	*Provided outside of SSB*	$ -	*Provided outside of SSB*		$ -	
Jr. Air Force ROTC Supplies & Equip.	$ -			*Yes*		$ -	
Other (describe in column H)			$ 44,135	*Yes*		$ 44,135.00	prof dev & sitpends-see email
	$ 38,880		$ 61,985			**$ 61,985.00**	

Title I Review							
Coaches	1.00	1.00	1.00	*See below*	$ 97,985	$ 97,985	
Parent Liaisons: Stipended	0.00		0.00	*See below*	$ 3,000	$ -	
Parent Liaisons: 18 hrs/week	1.00		1.00	*See below*	$ 11,340	$ 11,340	
Tutors: 15 hrs/wk	6.00		6.00	*See below*	$ 14,850	$ 89,100	
Total Title I Allocation	$ 198,425	$ 198,425	*8*	*Yes*		**$ 198,425**	

Total Budget							
						$ 5,197,207	

Cardinal O'Connell Early Learning Center

School Year 20-21 Budget

Category	Students	Weight	Amount
Weights			
All students	115.0	$4,500	$517,500
Economically disadvantaged	68.0	$1,575	$107,100
Low incoming performance	0.0	$900	$0
Grades PreK-3	115.0	$1,575	$181,125
Grade 9	0.0	$3,750	$0
ELL below Level 3	0.0	$2,750	$0
ELL Level 3 and above	0.0	$1,400	$0
SWD substantially separate	27.0	$22,500	$607,500
SWD inclusion/language	12.0	$6,250	$75,000
Baseline			
ELL Baseline			$0
SWD Baseline			$0
General Ed Baseline			$14,946
Other Policies			
Transition amount			$346,125
Budget Exceptions			$0 Exception Reason:
FSF Total			
			$1,849,296
Funding from outside FSF			
Title I			$ -
Other positions provided outside of FSF			$ -
Total funding			
			$1,849,296

Comparison to previous year budget

Year	19-20	20-21	Change
Enrollment	109	115	6
FSF Budget	$ 1,752,811	$1,849,296	$ 96,485
Other Funding	$ -	$ -	$ -
Total Budget	**$ 1,752,811**	**$ 1,849,296**	**$ 96,485**
$ per pupil	$ 16,081	$ 16,081	$ -

Summary

The Cardinal's funding was increased despite a reduction due to weights. This increase was due to a small school supplement and transition policy.

Cardinal O'Connell Early Learning Cente	Last year's staff	Required minimum	Budgeted Staff	Check: Sufficient Staff?	Average Salary + Benefits	Amount	Notes
School Year 20-21 Budget			Budget in blank cells			$ (0)	Amount remaining to budget
Positions in navy blue have been HS-only in the past			Gray cells are budgeted for you			$1,849,296	Total Allocation, All Sources
2100 Principal's Office:							
Principal/Coordinator	1.00	1.00	1.00	*Yes*	$ 140,268	$ 140,268.00	
Headmaster	0.00	0.00		*Yes*	$ 173,680		
Assistant Principal	0.00			*Yes*	$ 128,579	$ -	
House Deans	0.00			*Yes*	$ 141,596		
Administrative Assistant	1.00	1.00	1.00	*Yes*	$ 56,107	$ 56,107.20	
	2.00	2.00	2.00			$ 196,375.20	
Coaches:							
Math Resource Teacher	0.00			*Yes*	$ 93,512	$ -	
Literacy Specialist	0.00	0.00		*Yes*	$ 97,985	$ -	
Instructional Specialist	0.00	0.00		*Yes*	$ 97,985	$ -	
Additional professional development coaches				*Yes*	$ 97,985	$ -	
	0.00	0.00	0.00			$ -	
General Education Teachers:							
Classroom Teachers							
PreSchool Teachers	5.00	4.00	5.00	*Yes*	$ 93,512	$ 467,560.00	
Kindergarten Teachers	0.00	0.00		*Yes*	$ 93,512	$ -	
1st Grade Teachers	0.00	*see below*		*see below*	$ 93,512	$ -	
2nd Grade Teachers	0.00	*see below*		*see below*	$ 93,512	$ -	
3rd Grade Teachers	0.00	*see below*		*see below*	$ 93,512	$ -	
4th Grade Teachers	0.00	*see below*		*see below*	$ 93,512	$ -	
5th Grade Teachers	0.00	*see below*		*see below*	$ 93,512	$ -	
6th Grade Teachers	0.00	*see below*		*see below*	$ 93,512	$ -	
7th Grade Teachers	0.00	*see below*		*see below*	$ 93,512	$ -	
8th Grade Teachers	0.00	*see below*		*see below*	$ 93,512	$ -	
Loopers	0.00	*see below*		*see below*	$ 93,512	$ -	
All Grades 1-8 Teachers	*0.00*	*0.00*	*0.00*	*Yes*			
Allied Arts							
Art	0.00			*Yes*	$ 93,512	$ -	
Music	0.00			*Yes*	$ 93,512	$ -	
Physical Education	0.00	0.00		*Yes*	$ 93,512	$ -	
Technology Ed	0.00			*Yes*	$ 93,512	$ -	
Drama	0.00			*Yes*	$ 93,512	$ -	
ITS	0.00			*Yes*	$ 93,512	$ -	
Content Literacy	0.00			*Yes*	$ 93,512	$ -	
Health	0.00			*Yes*	$ 93,512	$ -	
Dance	0.00			*Yes*	$ 93,512	$ -	
Library/Media Specialist	0.00			*Yes*	$ 108,442	$ -	
Other	0.00			*Yes*	$ 93,512	$ -	
Subject Teachers (High school only)							
Math Teachers	0.00	*see below*		*see below*	$ 93,512	$ -	
Science Teachers	0.00	*see below*		*see below*	$ 93,512	$ -	
Social Studies Teachers	0.00	*see below*		*see below*	$ 93,512	$ -	
English	0.00	*see below*		*see below*	$ 93,512	$ -	
Foreign Language	0.00	*see below*		*see below*	$ 93,512	$ -	
All HS Subject Teachers	*0.00*	0.00		*Yes*			
In House Suspension	0.00			*Yes*	$ 93,512	$ -	
Consumer Science	0.00			*Yes*	$ 93,512	$ -	
Business	0.00			*Yes*	$ 93,512	$ -	
Video Production	0.00			*Yes*	$ 93,512	$ -	
ROTC	0.00			*Yes*	$ 93,512	$ -	
All General Education Teachers	5.00		5.00			$ 467,560.00	

Cardinal O'Connell Early Learning Cente	Last year's staff	Required minimum	Budgeted Staff	Check: Sufficient Staff?	Average Salary + Benefits	Amount	Notes
Paraprofessionals:							
Mainstream Paras							
Preschool Para	5.00	4.00	8.00	*Yes*	$ 37,989	$ 303,914.00	Three additional pararprofessionals to
Kindergarten Para	0.00	0.00		*Yes*	$ 37,989	$ -	
Mainstream Paras	0.00			*Yes*	$ 37,989	$ -	
All General Education Paras	5.00	4.00	8.00			**$ 303,914.00**	
Special Programs							
Special Education	If you plan to change special education staffing, contact Mike Lovato by 3/16/2020						
Adjustment Teachers	0.00			*No change*	$ 93,512	$ -	
LEAP Teachers	0.00			*No change*	$ 93,512	$ -	
CSA Teachers	3.00		3.00	*No change*	$ 93,512	$ 280,536.00	
Other Special Ed Teachers	1.00		1.40	*Contact Mike Lovato*	$ 93,512	$ 130,916.80	.6 Funded Cardinal and .40 funds Head
				No change			
Special Education Classroom Paras	9.00		9.00	*No change*	$ 37,989	$ 341,903.25	
504 /1to1	0.00	*Provided outside of SSB*	0.00	*Provided outside of SSB*	$ 37,989	$ -	
English Language Learners							
ELL Teachers	0.00	0.00		*Yes*	$ 93,512	$ -	
ELL Para	0.00			*Yes*	$ 37,989	$ -	
ELL Tutor (Title III)	0.00	*Provided outside of SSB*	0.00	*Provided outside of SSB*	$ 15,750	$ -	
All Special Programs Teachers & Paras	13.00	0.00	13.40			**$ 753,356**	
Student Support:							
Guidance Counselor	0.00			*Yes*	$ 107,539	$ -	
Social Worker	0.00	*Provided outside of SSB*	0.00	*Provided outside of SSB*	$ 109,292	$ -	
Additional social workers	0.00			*Yes*	$ 109,292	$ -	
SEL Tutors: 18 hrs/week	0.00			*Yes*	$ 18,900	$ -	
Tutors: 18 hrs/week	0.00			*Yes*	$ 18,900	$ -	
Tutors: 15 hrs/week (Title I)	0.00			*Yes*	$ 14,850	$ -	
Parent Liaisons: Stipended (Title I)	0.00			*Yes*	$ 3,000	$ -	
Parent Liaisons: 18 hrs/week (Title I)	0.00			*Yes*	$ 11,340	$ -	
Parent Liaison, full time	0.00			*Yes*	$ 43,091	$ -	
	0.00	0.00	0.00			**$ -**	
Facilities							
Security Guards	0.00	0.00		*Yes*	$ 52,525	$ -	
Custodians	1.00		1.00	*Yes*	$ 56,107	$ 56,107	
	1.00	0.00	1.00			**$ 56,107**	
High School-Specific Positions							
Coordinator of Student Support Services	0.00			*Yes*	$ 146,910	$ -	
Discipline & Operations Specialist	0.00			*Yes*	$ 126,737	$ -	
Academic Chairs	0.00			*Yes*	$ 135,109	$ -	
Director of the Freshman Academy	0.00			*Yes*	$ 137,155	$ -	
Student Services Specialist - Freshman Academy	0.00			*Yes*	$ 117,796	$ -	
Bursar/Financial Specialist	0.00			*Yes*	$ 58,072	$ -	
Clerk Schedulers	0.00			*Yes*	$ 53,208	$ -	
Administrator of Athletics	0.00			*Yes*	$ 141,671	$ -	
Student Activity Advisor	0.00			*Yes*	$ 96,122	$ -	
	0.00	0.00	0.00			**$ -**	
Other Positions							
Other (Please describe)	0.00		*0.35*	*Yes*	See James Hall and Linus Guillory t	$ 20,000.0	early childhood special (funded by 262 a
Other (Please describe)	0.00			*Yes*	See James Hall and Linus Guillory t	$ 31,695.0	262 grant and 515 grant each to fund
	0.00		0.35			**$ 51,695.0**	
Total Staffing							
	26.00		29.75			$ 1,829,007	
Non-Personnel							
Instructional Supplies	$ 8,720		$ 9,807	*Yes*		$ 9,807.00	Each classroom will receive $500.00 X8

Cardinal O'Connell Early Learning Cente	Last year's staff	Required minimum	Budgeted Staff	Check: Sufficient Staff?	Average Salary + Benefits	Amount	Notes
STEM Lead Stipends	$ -		$ 2,400	*Yes*		$ 2,400.00	80 hours for staff to participate in
Enrichment	$ -			*Yes*		$ -	
Athletics: Coaches	$ -			*Yes*		$ -	
Athletics: Contracted Services	$ -			*Yes*		$ -	
Athletics: Transportation	$ -			*Yes*		$ -	
Athletics: Supplies & Uniforms	$ -			*Yes*		$ -	
Athletics: Rental Fees	$ -			*Yes*		$ -	
Student Activity Stipends	$ -			*Yes*		$ -	
Student Activity Supplies	$ -			*Yes*		$ -	
Dual Enrollment	$ -	*Provided outside of SSB*	$ -	*Provided outside of SSB*		$ -	
SCORE Peer Mediation	$ -	*Provided outside of SSB*	$ -	*Provided outside of SSB*		$ -	
Band camp	$ -	*Provided outside of SSB*	$ -	*Provided outside of SSB*		$ -	
Choral supplies	$ -	*Provided outside of SSB*	$ -	*Provided outside of SSB*		$ -	
Jr. Air Force ROTC Supplies & Equip.	$ -			*Yes*		$ -	
Other (describe in column H)			$ 8,082	*Yes*		$ 8,082.00	Three Enrichment/parenting Events -
	$ 8,720		$ 20,289			**$ 20,289.00**	

Title I Review							
Coaches	0.00	0.00	0.00	*See below*	$ 97,985	$ -	
Parent Liaisons: Stipended	0.00		0.00	*See below*	$ 3,000	$ -	
Parent Liaisons: 18 hrs/week	0.00		0.00	*See below*	$ 11,340	$ -	
Tutors: 15 hrs/wk	0.00		0.00	*See below*	$ 14,850	$ -	
Total Title I Allocation	$ -	$ -	$ -	*Yes*		**$ -**	

Total Budget							
						$ 1,849,296	

The Career Academy

School Year 20-21 Budget

Category	Students	Weight	Amount
Weights			
All students	54.0	$4,500	$243,000
Economically disadvantaged	42.0	$1,575	$66,150
Low incoming performance	46.0	$900	$41,400
Grades PreK-3	0.0	$1,575	$0
Grade 9	0.0	$3,750	$0
ELL below Level 3	5.0	$2,750	$13,750
ELL Level 3 and above	11.0	$1,400	$15,400
SWD substantially separate	0.0	$22,500	$0
SWD inclusion/language	15.0	$6,250	$93,750
Baseline			
ELL Baseline			$0
SWD Baseline			$0
General Ed Baseline			$756,203
Other Policies			
Transition amount			$0
Budget Exceptions			$0
FSF Total			
			$1,229,653
Funding from outside FSF			
Title I			$ 32,700
Other positions provided outside of FSF			$ 109,292
Total funding			
			$1,371,645

Added funds for missing Security Guard

Exception Reason:

Comparison to previous year budget

Year	19-20	20-21	Change
Enrollment	91	54	-37
FSF Budget	$ 1,229,653	$1,229,653	$ -
Other Funding	$ 141,992	$ 141,992	$ -
Total Budget	**$ 1,371,645**	**$ 1,371,645**	**$ -**
$ per pupil	$ 15,073	$ 25,401	$ 10,328

Summary

The Career Academy's funding decreased due to weights but was supplemented by small school supplements.

The Career Academy
School Year 20-21 Budget

Positions in navy blue have been HS-only in the past

	Last year's staff	Required minimum	Budgeted Staff	Check: Sufficient Staff?	Average Salary + Benefits	Amount	Notes
			Budget in blank cells			$ (0)	Amount remaining to budget
			Gray cells are budgeted for you			$1,371,645	Total Allocation, All Sources
2100 Principal's Office:							
Principal/Coordinator	1.00	1.00	1.00	*Yes*	$ 140,268	$ 140,268.00	
Headmaster	0.00	0.00		*Yes*	$ 173,680		
Assistant Principal	0.00			*Yes*	$ 128,579	$ -	
House Deans	0.00			*Yes*	$ 141,596		
Administrative Assistant	1.00	1.00	1.00	*Yes*	$ 56,107	$ 56,107.20	
	2.00	2.00	2.00			$ 196,375.20	
Coaches:							
Math Resource Teacher	0.00			*Yes*	$ 93,512	$ -	
Literacy Specialist	0.00	0.00		*Yes*	$ 97,985	$ -	
Instructional Specialist	0.00	0.00		*Yes*	$ 97,985	$ -	
Additional professional development coaches				*Yes*	$ 97,985	$ -	
	0.00	0.00	0.00			$ -	
General Education Teachers:							
Classroom Teachers							
PreSchool Teachers	0.00	0.00		*Yes*	$ 93,512	$ -	
Kindergarten Teachers	0.00	0.00		*Yes*	$ 93,512	$ -	
1st Grade Teachers	0.00	*see below*		*see below*	$ 93,512	$ -	
2nd Grade Teachers	0.00	*see below*		*see below*	$ 93,512	$ -	
3rd Grade Teachers	0.00	*see below*		*see below*	$ 93,512	$ -	
4th Grade Teachers	0.00	*see below*		*see below*	$ 93,512	$ -	
5th Grade Teachers	0.00	*see below*		*see below*	$ 93,512	$ -	
6th Grade Teachers	0.00	*see below*		*see below*	$ 93,512	$ -	
7th Grade Teachers	0.00	*see below*		*see below*	$ 93,512	$ -	
8th Grade Teachers	0.00	*see below*		*see below*	$ 93,512	$ -	
Loopers	0.00	*see below*		*see below*	$ 93,512	$ -	
All Grades 1-8 Teachers	*0.00*	*0.00*	*0.00*	*Yes*			
Allied Arts							
Art	0.00		0.25	*Yes*	$ 93,512	$ 23,378.00	
Music	0.25		0.25	*Yes*	$ 93,512	$ 23,378.00	
Physical Education	0.25	0.25	0.50	*Yes*	$ 93,512	$ 46,756.00	
Technology Ed	0.00			*Yes*	$ 93,512	$ -	
Drama	0.00			*Yes*	$ 93,512	$ -	
ITS	0.00			*Yes*	$ 93,512	$ -	
Content Literacy	0.00			*Yes*	$ 93,512	$ -	
Health	0.00			*Yes*	$ 93,512	$ -	
Dance	0.00			*Yes*	$ 93,512	$ -	
Library/Media Specialist	0.00			*Yes*	$ 108,442	$ -	
Other	0.00			*Yes*	$ 93,512	$ -	
Subject Teachers (High school only)							
Math Teachers	1.00	*see below*	1.00	*see below*	$ 93,512	$ 93,512.00	
Science Teachers	2.00	*see below*	2.00	*see below*	$ 93,512	$ 187,024.00	
Social Studies Teachers	1.00	*see below*	1.00	*see below*	$ 93,512	$ 93,512.00	
English	2.00	*see below*	2.00	*see below*	$ 93,512	$ 187,024.00	
Foreign Language	0.00	*see below*		*see below*	$ 93,512	$ -	
All HS Subject Teachers	*0.00*	3.00		*Please budget additional staff*			
In House Suspension	0.00			*Yes*	$ 93,512	$ -	
Consumer Science	0.00			*Yes*	$ 93,512	$ -	
Business	0.00			*Yes*	$ 93,512	$ -	
Video Production	0.00			*Yes*	$ 93,512	$ -	
ROTC	0.00			*Yes*	$ 93,512	$ -	
All General Education Teachers	6.50		7.00			$ 654,584.00	

The Career Academy	Last year's staff	Required minimum	Budgeted Staff	Check: Sufficient Staff?	Average Salary + Benefits	Amount	Notes
Paraprofessionals:							
Mainstream Paras							
Preschool Para	0.00	0.00		*Yes*	$ 37,989	$ -	
Kindergarten Para	0.00	0.00		*Yes*	$ 37,989	$ -	
Mainstream Paras	0.00			*Yes*	$ 37,989	$ -	
All General Education Paras	0.00	0.00	0.00			**$ -**	
Special Programs							
Special Education	If you plan to change special education staffing, contact Mike Lovato by 3/16/2020						
Adjustment Teachers	0.00			*No change*	$ 93,512	$ -	
LEAP Teachers	0.00			*No change*	$ 93,512	$ -	
CSA Teachers	0.00			*No change*	$ 93,512	$ -	
Other Special Ed Teachers	2.00		2.00	*No change*	$ 93,512	$ 187,024.00	
				No change			
Special Education Classroom Paras	0.00			*No change*	$ 37,989	$ -	
504 /1to1	0.00	*Provided outside of SSB*	0.00	*Provided outside of SSB*	$ 37,989	$ -	
English Language Learners							
ELL Teachers	0.00	0.00	1.00	*Yes*	$ 93,512	$ 93,512.00	
ELL Para	0.00			*Yes*	$ 37,989	$ -	
ELL Tutor (Title III)	0.00	*Provided outside of SSB*	0.00	*Provided outside of SSB*	$ 15,750	$ -	
All Special Programs Teachers & Paras	2.00	0.00	3.00			**$ 280,536**	
Student Support:							
Guidance Counselor	0.00			*Yes*	$ 107,539	$ -	
Social Worker	1.00	*Provided outside of SSB*	1.00	*Provided outside of SSB*	$ 109,292	$ 109,292	
Additional social workers	0.00			*Yes*	$ 109,292	$ -	
SEL Tutors: 18 hrs/week	0.00			*Yes*	$ 18,900	$ -	
Tutors: 18 hrs/week	0.00			*Yes*	$ 18,900	$ -	
Tutors: 15 hrs/week (Title I)	2.00		1.00	*Yes*	$ 14,850	$ 14,850.00	
Parent Liaisons: Stipended (Title I)	1.00			*Yes*	$ 3,000	$ -	
Parent Liaisons: 18 hrs/week (Title I)	0.00			*Yes*	$ 11,340	$ -	
Parent Liaison, full time	0.00			*Yes*	$ 43,091	$ -	
	4.00	0.00	2.00			**$ 124,142**	
Facilities							
Security Guards	0.00	0.00	1.00	*Yes*	$ 52,525	$ 52,525	
Custodians	1.00		1.00	*Yes*	$ 56,107	$ 56,107	
	1.00	0.00	2.00			**$ 108,632**	
High School-Specific Positions							
Coordinator of Student Support Services	0.00			*Yes*	$ 146,910	$ -	
Discipline & Operations Specialist	0.00			*Yes*	$ 126,737	$ -	
Academic Chairs	0.00			*Yes*	$ 135,109	$ -	
Director of the Freshman Academy	0.00			*Yes*	$ 137,155	$ -	
Student Services Specialist - Freshman Academy	0.00			*Yes*	$ 117,796	$ -	
Bursar/Financial Specialist	0.00			*Yes*	$ 58,072	$ -	
Clerk Schedulers	0.00			*Yes*	$ 53,208	$ -	
Administrator of Athletics	0.00			*Yes*	$ 141,671	$ -	
Student Activity Advisor	0.00			*Yes*	$ 96,122	$ -	
	0.00	0.00	0.00			**$ -**	
Other Positions							
Other (Please describe)	0.00			*Yes*	See James Hall and Linus Guillory t	$ -	
Other (Please describe)	0.00			*Yes*	See James Hall and Linus Guillory t	$ -	
	0.00		0.00			**$ -**	
Total Staffing							
	15.50		16.00			$ 1,364,269	
Non-Personnel							
Instructional Supplies	$ 8,550			*Yes*		$ -	

The Career Academy

	Last year's staff	Required minimum	Budgeted Staff	Check: Sufficient Staff?	Average Salary + Benefits	Amount	Notes
STEM Lead Stipends	$ -			*Yes*		$ -	
Enrichment	$ -			*Yes*		$ -	
Athletics: Coaches	$ -			*Yes*		$ -	
Athletics: Contracted Services	$ -			*Yes*		$ -	
Athletics: Transportation	$ -			*Yes*		$ -	
Athletics: Supplies & Uniforms	$ -			*Yes*		$ -	
Athletics: Rental Fees	$ -			*Yes*		$ -	
Student Activity Stipends	$ -			*Yes*		$ -	
Student Activity Supplies	$ -			*Yes*		$ -	
Dual Enrollment	$ -	*Provided outside of SSB*	$ -	*Provided outside of SSB*		$ -	
SCORE Peer Mediation	$ -	*Provided outside of SSB*	$ -	*Provided outside of SSB*		$ -	
Band camp	$ -	*Provided outside of SSB*	$ -	*Provided outside of SSB*		$ -	
Choral supplies	$ -	*Provided outside of SSB*	$ -	*Provided outside of SSB*		$ -	
Jr. Air Force ROTC Supplies & Equip.	$ -			*Yes*		$ -	
Other (describe in column H)			$ 7,376	*Yes*		$ 7,376.00	
	$ 8,550		$ 7,376			**$ 7,376.00**	

Title I Review

Coaches	0.00	0.00	0.00	*See below*	$ 97,985	$ -	
Parent Liaisons: Stipended	1.00		0.00	*See below*	$ 3,000	$ -	
Parent Liaisons: 18 hrs/week	0.00		0.00	*See below*	$ 11,340	$ -	
Tutors: 15 hrs/wk	2.00		1.00	*See below*	$ 14,850	$ 14,850	
Total Title I Allocation	$ 32,700	$ 32,700	*1*	*You have used 45% of your Title I budget*		**$ 14,850**	

Total Budget

	$ 1,371,645

James S. Daley Middle School

School Year 20-21 Budget

Category	Students	Weight	Amount
Weights			
All students	696.0	$4,500	$3,132,000
Economically disadvantaged	388.0	$1,575	$611,100
Low incoming performance	38.0	$900	$34,200
Grades PreK-3	0.0	$1,575	$0
Grade 9	0.0	$3,750	$0
ELL below Level 3	20.0	$2,750	$55,000
ELL Level 3 and above	240.0	$1,400	$336,000
SWD substantially separate	50.0	$22,500	$1,125,000
SWD inclusion/language	83.0	$6,250	$518,750
			$5,812,050
Baseline			
ELL Baseline			$0
SWD Baseline			$0
General Ed Baseline			$0
Other Policies			
Transition amount			$155,606
Budget Exceptions			$0 Exception Reason:
FSF Total			
			$5,967,656
Funding from outside FSF			
Title I			$ 190,085
Other positions provided outside of FSF			$ 140,792
Total funding			
			$6,298,533

Comparison to previous year budget

Year	19-20	20-21	Change
Enrollment	697	696	-1
FSF Budget	$ 5,967,656	$5,967,656	$ -
Other Funding	$ 330,877	$ 330,877	$ -
Total Budget	**$ 6,298,533**	**$ 6,298,533**	**$ -**
$ per pupil	$ 9,037	$ 9,050	$ 13

Summary

The Daley's funding based on weights was insufficient to meet current staffing. Through transition policy, funds were added to hold harmless.

James S. Daley Middle School	Last year's staff	Required minimum	Budgeted Staff	Check: Sufficient Staff?	Average Salary + Benefits	Amount	Notes
School Year 20-21 Budget			Budget in blank cells			$ 0	Amount remaining to budget
Positions in navy blue have been HS-only in the past			Gray cells are budgeted for you			$6,298,533	Total Allocation, All Sources
2100 Principal's Office:							
Principal/Coordinator	1.00	1.00	1.00	*Yes*	$ 140,268	$ 140,268.00	
Headmaster	0.00	0.00		*Yes*	$ 173,680		
Assistant Principal	1.00		1.00	*Yes*	$ 128,579	$ 128,579.00	
House Deans	0.00			*Yes*	$ 141,596		
Administrative Assistant	1.00	1.00	1.00	*Yes*	$ 56,107	$ 56,107.20	
	3.00	2.00	3.00			$ 324,954.20	
Coaches:							
Math Resource Teacher	1.00		1.00	*Yes*	$ 93,512	$ 93,512.00	
Literacy Specialist	0.00	0.00		*Yes*	$ 97,985	$ -	
Instructional Specialist	1.00	1.00	1.00	*Yes*	$ 97,985	$ 97,985.00	
Additional professional development coaches				*Yes*	$ 97,985	$ -	
	2.00	1.00	2.00			$ 191,497.00	
General Education Teachers:							
Classroom Teachers							
PreSchool Teachers	0.00	0.00		*Yes*	$ 93,512	$ -	
Kindergarten Teachers	0.00	0.00		*Yes*	$ 93,512	$ -	
1st Grade Teachers	0.00	*see below*		*see below*	$ 93,512	$ -	
2nd Grade Teachers	0.00	*see below*		*see below*	$ 93,512	$ -	
3rd Grade Teachers	0.00	*see below*		*see below*	$ 93,512	$ -	
4th Grade Teachers	0.00	*see below*		*see below*	$ 93,512	$ -	
5th Grade Teachers	6.00	*see below*	6.00	*see below*	$ 93,512	$ 561,072.00	
6th Grade Teachers	6.00	*see below*	6.00	*see below*	$ 93,512	$ 561,072.00	
7th Grade Teachers	6.00	*see below*	6.00	*see below*	$ 93,512	$ 561,072.00	
8th Grade Teachers	6.00	*see below*	6.00	*see below*	$ 93,512	$ 561,072.00	
Loopers	2.00	*see below*	2.00	*see below*	$ 93,512	$ 187,024.00	
All Grades 1-8 Teachers	*26.00*	*20.00*	*26.00*	*Yes*			
Allied Arts							
Art	1.00		1.00	*Yes*	$ 93,512	$ 93,512.00	
Music	1.00		1.00	*Yes*	$ 93,512	$ 93,512.00	
Physical Education	2.00	1.00	2.00	*Yes*	$ 93,512	$ 187,024.00	
Technology Ed	1.00		1.00	*Yes*	$ 93,512	$ 93,512.00	
Drama	0.00			*Yes*	$ 93,512	$ -	
ITS	1.00		1.00	*Yes*	$ 93,512	$ 93,512.00	
Content Literacy	0.00			*Yes*	$ 93,512	$ -	
Health	1.00		1.00	*Yes*	$ 93,512	$ 93,512.00	
Dance	0.00			*Yes*	$ 93,512	$ -	
Library/Media Specialist	0.00			*Yes*	$ 108,442	$ -	
Other	0.00			*Yes*	$ 93,512	$ -	
Subject Teachers (High school only)							
Math Teachers	0.00	*see below*		*see below*	$ 93,512	$ -	
Science Teachers	0.00	*see below*		*see below*	$ 93,512	$ -	
Social Studies Teachers	0.00	*see below*		*see below*	$ 93,512	$ -	
English	0.00	*see below*		*see below*	$ 93,512	$ -	
Foreign Language	0.00	*see below*		*see below*	$ 93,512	$ -	
All HS Subject Teachers	*0.00*	0.00		*Yes*			
In House Suspension	0.00			*Yes*	$ 93,512	$ -	
Consumer Science	0.00			*Yes*	$ 93,512	$ -	
Business	0.00			*Yes*	$ 93,512	$ -	
Video Production	0.00			*Yes*	$ 93,512	$ -	
ROTC	0.00			*Yes*	$ 93,512	$ -	
All General Education Teachers	33.00		33.00			$ 3,085,896.00	
Paraprofessionals:							
Mainstream Paras							

James S. Daley Middle School	Last year's staff	Required minimum	Budgeted Staff	Check: Sufficient Staff?	Average Salary + Benefits	Amount	Notes
Preschool Para	0.00	0.00		*Yes*	$ 37,989	$ -	
Kindergarten Para	0.00	0.00		*Yes*	$ 37,989	$ -	
Mainstream Paras	4.00		4.00	*Yes*	$ 37,989	$ 151,957.00	
All General Education Paras	4.00	0.00	4.00			**$ 151,957.00**	
Special Programs							
Special Education	If you plan to change special education staffing, contact Mike Lovato by 3/16/2020						
Adjustment Teachers	0.00			*No change*	$ 93,512	$ -	
LEAP Teachers	3.00		3.00	*No change*	$ 93,512	$ 280,536.00	
CSA Teachers	2.00		2.00	*No change*	$ 93,512	$ 187,024.00	
Other Special Ed Teachers	6.00		6.00	*No change*	$ 93,512	$ 561,072.00	
				No change			
Special Education Classroom Paras	15.00		15.00	*No change*	$ 37,989	$ 569,838.75	
504 /1to1		*Provided outside of SSB*	0.00	*Provided outside of SSB*	$ 37,989	$ -	
English Language Learners							
ELL Teachers	2.00	2.00	2.00	*Yes*	$ 93,512	$ 187,024.00	
ELL Para	1.00		1.00	*Yes*	$ 37,989	$ 37,989.25	
ELL Tutor (Title III)	2.00	*Provided outside of SSB*	2.00	*Provided outside of SSB*	$ 15,750	$ 31,500	
All Special Programs Teachers & Paras	31.00	2.00	31.00			**$ 1,854,984**	
Student Support:							
Guidance Counselor	1.00		*1.00*	*Yes*	$ 107,539	$ 107,538.80	
Social Worker	1.00	*Provided outside of SSB*	1.00	*Provided outside of SSB*	$ 109,292	$ 109,292	
Additional social workers	0.00			*Yes*	$ 109,292	$ -	
SEL Tutors: 18 hrs/week	0.00			*Yes*	$ 18,900	$ -	
Tutors: 18 hrs/week	0.00			*Yes*	$ 18,900	$ -	
Tutors: 15 hrs/week (Title I)	6.00		6.00	*Yes*	$ 14,850	$ 89,100.00	
Parent Liaisons: Stipended (Title I)	1.00		1.00	*Yes*	$ 3,000	$ 3,000.00	
Parent Liaisons: 18 hrs/week (Title I)	0.00			*Yes*	$ 11,340	$ -	
Parent Liaison, full time	0.00			*Yes*	$ 43,091	$ -	
	9.00	0.00	9.00			**$ 308,931**	
Facilities							
Security Guards	0.00	0.00		*Yes*	$ 52,525	$ -	
Custodians	4.00		4.00	*Yes*	$ 56,107	$ 224,429	
	4.00	0.00	4.00			**$ 224,429**	
High School-Specific Positions							
Coordinator of Student Support Services	0.00			*Yes*	$ 146,910	$ -	
Discipline & Operations Specialist	0.00			*Yes*	$ 126,737	$ -	
Academic Chairs	0.00			*Yes*	$ 135,109	$ -	
Director of the Freshman Academy	0.00			*Yes*	$ 137,155	$ -	
Student Services Specialist - Freshman Academy	0.00			*Yes*	$ 117,796	$ -	
Bursar/Financial Specialist	0.00			*Yes*	$ 58,072	$ -	
Clerk Schedulers	0.00			*Yes*	$ 53,208	$ -	
Administrator of Athletics	0.00			*Yes*	$ 141,671	$ -	
Student Activity Advisor	0.00			*Yes*	$ 96,122	$ -	
	0.00	0.00	0.00			**$ -**	
Other Positions							
Other (Please describe)	0.00			*Yes*	See James Hall and Linus Guillory t	$ -	
Other (Please describe)	0.00			*Yes*	See James Hall and Linus Guillory t	$ -	
			0.00			**$ -**	
Total Staffing							
	86.00		86.00			$ 6,142,648	
Non-Personnel							

James S. Daley Middle School	Last year's staff	Required minimum	Budgeted Staff	Check: Sufficient Staff?	Average Salary + Benefits	Amount	Notes
Instructional Supplies	$ 62,550		$ 155,885	*Yes*		$ 155,885.00	
STEM Lead Stipends	$ -			*Yes*		$ -	
Enrichment	$ -			*Yes*		$ -	
Athletics: Coaches	$ -			*Yes*		$ -	
Athletics: Contracted Services	$ -			*Yes*		$ -	
Athletics: Transportation	$ -			*Yes*		$ -	
Athletics: Supplies & Uniforms	$ -			*Yes*		$ -	
Athletics: Rental Fees	$ -			*Yes*		$ -	
Student Activity Stipends	$ -			*Yes*		$ -	
Student Activity Supplies	$ -			*Yes*		$ -	
Dual Enrollment	$ -	*Provided outside of SSB*	$ -	*Provided outside of SSB*		$ -	
SCORE Peer Mediation	$ -	*Provided outside of SSB*	$ -	*Provided outside of SSB*		$ -	
Band camp	$ -	*Provided outside of SSB*	$ -	*Provided outside of SSB*		$ -	
Choral supplies	$ -	*Provided outside of SSB*	$ -	*Provided outside of SSB*		$ -	
Jr. Air Force ROTC Supplies & Equip.	$ -			*Yes*		$ -	
Other (describe in column H)				*Yes*		$ -	
	$ 62,550		$ 155,885			**$ 155,885.00**	

Title I Review							
Coaches	1.00	1.00	1.00	*See below*	$ 97,985	$ 97,985	
Parent Liaisons: Stipended	1.00		1.00	*See below*	$ 3,000	$ 3,000	
Parent Liaisons: 18 hrs/week	0.00		0.00	*See below*	$ 11,340	$ -	
Tutors: 15 hrs/wk	6.00		6.00	*See below*	$ 14,850	$ 89,100	
Total Title I Allocation	$ 190,085	$ 190,085	*8*	*Yes*		**$ 190,085**	

Total Budget	
	$ 6,298,533

Dr. Janice Adie Day School

School Year 20-21 Budget

Category	Students	Weight	Amount
Weights			
All students	56.0	$4,500	$252,000
Economically disadvantaged	40.0	$1,575	$63,000
Low incoming performance	0.0	$900	$0
Grades PreK-3	25.0	$1,575	$39,375
Grade 9	4.0	$3,750	$15,000
ELL below Level 3	2.0	$2,750	$5,500
ELL Level 3 and above	0.0	$1,400	$0
SWD substantially separate	55.0	$22,500	$1,237,500
SWD inclusion/language	0.0	$6,250	$0
Baseline			
ELL Baseline			$0
SWD Baseline			$0
General Ed Baseline			$1,028,800 Modified
Other Policies			
Transition amount			$144,207
Budget Exceptions			-$144,207 Exception Reason: Specialized school exception, no budget increase
FSF Total			
			$2,641,175
Funding from outside FSF			
Title I			$ -
Other positions provided outside of FSF			$ -
Total funding			
			$2,641,175

Comparison to previous year budget

Year	19-20	20-21	Change
Enrollment	53	56	3
FSF Budget	$ 2,641,175	$2,641,175	$ -
Other Funding	$ -	$ -	$ -
Total Budget	**$ 2,641,175**	**$ 2,641,175**	**$ -**
$ per pupil	$ 49,833	$ 47,164	$ (2,670)

Summary

The Adie's funding stayed the same because specialized schools were held to $0 increase or decrease.

Dr. Janice Adie Day School
School Year 20-21 Budget
Positions in navy blue have been HS-only in the past

	Last year's staff	Required minimum	Budgeted Staff	Check: Sufficient Staff?	Average Salary + Benefits	Amount	Notes
			Budget in blank cells			$ 0	Amount remaining to budget
			Gray cells are budgeted for you			$2,641,175	Total Allocation, All Sources
2100 Principal's Office:							
Principal/Coordinator	1.00	1.00	1.00	*Yes*	$ 140,268	$ 140,268.00	
Headmaster	0.00	0.00		*Yes*	$ 173,680		
Assistant Principal	0.00			*Yes*	$ 128,579	$ -	
House Deans	0.00			*Yes*	$ 141,596		
Administrative Assistant	1.00	1.00	1.00	*Yes*	$ 56,107	$ 56,107.20	
	2.00	2.00	2.00			$ 196,375.20	
Coaches:							
Math Resource Teacher	0.00			*Yes*	$ 93,512	$ -	
Literacy Specialist	0.00	0.00		*Yes*	$ 97,985	$ -	
Instructional Specialist	0.00	0.00		*Yes*	$ 97,985	$ -	
Additional professional development coaches				*Yes*	$ 97,985	$ -	
	0.00	0.00	0.00			$ -	
General Education Teachers:							
Classroom Teachers							
PreSchool Teachers	0.00	0.00		*Yes*	$ 93,512	$ -	
Kindergarten Teachers	0.00	0.00		*Yes*	$ 93,512	$ -	
1st Grade Teachers	0.00	*see below*		*see below*	$ 93,512	$ -	
2nd Grade Teachers	0.00	*see below*		*see below*	$ 93,512	$ -	
3rd Grade Teachers	0.00	*see below*		*see below*	$ 93,512	$ -	
4th Grade Teachers	0.00	*see below*		*see below*	$ 93,512	$ -	
5th Grade Teachers	0.00	*see below*		*see below*	$ 93,512	$ -	
6th Grade Teachers	0.00	*see below*		*see below*	$ 93,512	$ -	
7th Grade Teachers	0.00	*see below*		*see below*	$ 93,512	$ -	
8th Grade Teachers	0.00	*see below*		*see below*	$ 93,512	$ -	
Loopers	0.00	*see below*		*see below*	$ 93,512	$ -	
All Grades 1-8 Teachers	*0.00*	*0.00*	*0.00*	*Yes*			
Allied Arts							
Art	0.00			*Yes*	$ 93,512	$ -	
Music	0.00			*Yes*	$ 93,512	$ -	
Physical Education	0.00	0.00	1.00	*Yes*	$ 93,512	$ 93,512.00	
Technology Ed	0.00			*Yes*	$ 93,512	$ -	
Drama	0.00			*Yes*	$ 93,512	$ -	
ITS	0.00			*Yes*	$ 93,512	$ -	
Content Literacy	0.00			*Yes*	$ 93,512	$ -	
Health	0.00			*Yes*	$ 93,512	$ -	
Dance	0.00			*Yes*	$ 93,512	$ -	
Library/Media Specialist	0.00			*Yes*	$ 108,442	$ -	
Other	0.00			*Yes*	$ 93,512	$ -	
Subject Teachers (High school only)							
Math Teachers	0.00	*see below*		*see below*	$ 93,512	$ -	
Science Teachers	0.00	*see below*		*see below*	$ 93,512	$ -	
Social Studies Teachers	0.00	*see below*		*see below*	$ 93,512	$ -	
English	0.00	*see below*		*see below*	$ 93,512	$ -	
Foreign Language	0.00	*see below*		*see below*	$ 93,512	$ -	
All HS Subject Teachers	*0.00*	0.00		*Yes*			
In House Suspension	0.00			*Yes*	$ 93,512	$ -	
Consumer Science	0.00			*Yes*	$ 93,512	$ -	
Business	0.00			*Yes*	$ 93,512	$ -	
Video Production	0.00			*Yes*	$ 93,512	$ -	
ROTC	0.00			*Yes*	$ 93,512	$ -	
All General Education Teachers	0.00		1.00			$ 93,512.00	
Paraprofessionals:							

Dr. Janice Adie Day School	Last year's staff	Required minimum	Budgeted Staff	Check: Sufficient Staff?	Average Salary + Benefits	Amount	Notes
Mainstream Paras							
Preschool Para	0.00	0.00		*Yes*	$ 37,989	$ -	
Kindergarten Para	0.00	0.00		*Yes*	$ 37,989	$ -	
Mainstream Paras	0.00			*Yes*	$ 37,989	$ -	
All General Education Paras	0.00	0.00	0.00			**$ -**	
Special Programs							
Special Education	If you plan to change special education staffing, contact Mike Lovato by 3/16/2020						
Adjustment Teachers	0.00			*No change*	$ 93,512	$ -	
LEAP Teachers	0.00			*No change*	$ 93,512	$ -	
CSA Teachers	0.00			*No change*	$ 93,512	$ -	
Other Special Ed Teachers	11.00		11.00	*No change*	$ 93,512	$ 1,028,632.00	
				No change			
Special Education Classroom Paras	33.00		30.00	*Contact Mike Lovato*	$ 37,989	$ 1,139,677.50	
504 /1to1	0.00	*Provided outside of SSB*	0.00	*Provided outside of SSB*	$ 37,989	$ -	
English Language Learners							
ELL Teachers	0.00	0.00		*Yes*	$ 93,512	$ -	
ELL Para	0.00			*Yes*	$ 37,989	$ -	
ELL Tutor (Title III)	0.00	*Provided outside of SSB*	0.00	*Provided outside of SSB*	$ 15,750	$ -	
All Special Programs Teachers & Paras	44.00	0.00	41.00			**$ 2,168,310**	
Student Support:							
Guidance Counselor	0.00			*Yes*	$ 107,539	$ -	
Social Worker	0.00	*Provided outside of SSB*	0.00	*Provided outside of SSB*	$ 109,292	$ -	
Additional social workers	0.00			*Yes*	$ 109,292	$ -	
SEL Tutors: 18 hrs/week	0.00			*Yes*	$ 18,900	$ -	
Tutors: 18 hrs/week	0.00			*Yes*	$ 18,900	$ -	
Tutors: 15 hrs/week (Title I)	0.00			*Yes*	$ 14,850	$ -	
Parent Liaisons: Stipended (Title I)	1.00			*Yes*	$ 3,000	$ -	
Parent Liaisons: 18 hrs/week (Title I)	0.00			*Yes*	$ 11,340	$ -	
Parent Liaison, full time	0.00			*Yes*	$ 43,091	$ -	
	1.00	0.00	0.00			**$ -**	
Facilities							
Security Guards	0.00	0.00		*Yes*	$ 52,525	$ -	
Custodians	1.00		1.00	*Yes*	$ 56,107	$ 56,107	
	1.00	0.00	1.00			**$ 56,107**	
High School-Specific Positions							
Coordinator of Student Support Services	0.00			*Yes*	$ 146,910	$ -	
Discipline & Operations Specialist	0.00			*Yes*	$ 126,737	$ -	
Academic Chairs	0.00			*Yes*	$ 135,109	$ -	
Director of the Freshman Academy	0.00			*Yes*	$ 137,155	$ -	
Student Services Specialist - Freshman Academy	0.00			*Yes*	$ 117,796	$ -	
Bursar/Financial Specialist	0.00			*Yes*	$ 58,072	$ -	
Clerk Schedulers	0.00			*Yes*	$ 53,208	$ -	
Administrator of Athletics	0.00			*Yes*	$ 141,671	$ -	
Student Activity Advisor	0.00			*Yes*	$ 96,122	$ -	
	0.00	0.00	0.00			**$ -**	
Other Positions							
Other (Please describe)	0.00		*1.00*	*Yes*	See James Hall and Linus Guillory t	$ 97,985.0	Instructional Specialist
Other (Please describe)	0.00			*Yes*	See James Hall and Linus Guillory t	$ -	
	0.00		1.00			**$ 97,985.0**	
Total Staffing							
	48.00		46.00			$ 2,612,289	
Non-Personnel							
Instructional Supplies	$ 4,040		$ 26,386	*Yes*		$ 26,386.00	
Webmaster Stipends	$ -		$ 2,500	*Yes*		$ 2,500.00	

Dr. Janice Adie Day School

	Last year's staff	Required minimum	Budgeted Staff	Check: Sufficient Staff?	Average Salary + Benefits	Amount	Notes
Enrichment	$ -			*Yes*		$ -	
Athletics: Coaches	$ -			*Yes*		$ -	
Athletics: Contracted Services	$ -			*Yes*		$ -	
Athletics: Transportation	$ -			*Yes*		$ -	
Athletics: Supplies & Uniforms	$ -			*Yes*		$ -	
Athletics: Rental Fees	$ -			*Yes*		$ -	
Student Activity Stipends	$ -			*Yes*		$ -	
Student Activity Supplies	$ -			*Yes*		$ -	
Dual Enrollment	$ -	*Provided outside of SSB*	$ -	*Provided outside of SSB*		$ -	
SCORE Peer Mediation	$ -	*Provided outside of SSB*	$ -	*Provided outside of SSB*		$ -	
Band camp	$ -	*Provided outside of SSB*	$ -	*Provided outside of SSB*		$ -	
Choral supplies	$ -	*Provided outside of SSB*	$ -	*Provided outside of SSB*		$ -	
Jr. Air Force ROTC Supplies & Equip.	$ -			*Yes*		$ -	
Other (describe in column H)				*Yes*		$ -	
	$ 4,040		$ 28,886			**$ 28,886.00**	

Title I Review

Coaches	0.00	0.00	0.00	*See below*	$ 97,985	$ -	
Parent Liaisons: Stipended	1.00		0.00	*See below*	$ 3,000	$ -	
Parent Liaisons: 18 hrs/week	0.00		0.00	*See below*	$ 11,340	$ -	
Tutors: 15 hrs/wk	0.00		0.00	*See below*	$ 14,850	$ -	
Total Title I Allocation	$ -	$ -	*0.00*	*Yes*		**$** -	

Total Budget

	$ 2,641,175

Frederic T. Greenhalge Elementary School

School Year 20-21 Budget

Category	Students	Weight	Amount
Weights			
All students	471.3	$4,500	$2,120,850
Economically disadvantaged	341.0	$1,575	$537,075
Low incoming performance	0.0	$900	$0
Grades PreK-3	383.3	$1,575	$603,698
Grade 9	0.0	$3,750	$0
ELL below Level 3	59.0	$2,750	$162,250
ELL Level 3 and above	69.0	$1,400	$96,600
SWD substantially separate	37.0	$22,500	$832,500
SWD inclusion/language	44.0	$6,250	$275,000
Baseline			
ELL Baseline			$21,686
SWD Baseline			$0
General Ed Baseline			$0
Other Policies			
Transition amount			$359,327
Budget Exceptions			$0 Exception Reason:
FSF Total			
			$5,008,985
Funding from outside FSF			
Title I			$ 168,725
Other positions provided outside of FSF			$ 163,031
Total funding			
			$5,340,741

Comparison to previous year budget

Year	19-20	20-21	Change
Enrollment	473	471	-2
FSF Budget	$ 5,008,985	$5,008,985	$ -
Other Funding	$ 331,756	$ 331,756	$ -
Total Budget	**$ 5,340,741**	**$ 5,340,741**	**$ -**
$ per pupil	$ 11,291	$ 11,332	$ 41

Summary

The Greenhalge's funding decreased due to weights but was supplemented by ELL minimum baseline and transition policies.

Frederic T. Greenhalge Elementary School School Year 20-21 Budget	Last year's staff	Required minimum	Budgeted Staff	Check: Sufficient Staff?	Average Salary + Benefits	Amount	Notes
			Budget in blank cells			$ (0)	Amount remaining to budget
Positions in navy blue have been HS-only in the past			Gray cells are budgeted for you			$5,340,741	Total Allocation, All Sources
2100 Principal's Office:							
Principal/Coordinator	1.00	1.00	1.00	*Yes*	$ 140,268	$ 140,268.00	
Headmaster	0.00	0.00		*Yes*	$ 173,680		
Assistant Principal	1.00		1.00	*Yes*	$ 128,579	$ 128,579.00	
House Deans	0.00			*Yes*	$ 141,596		
Administrative Assistant	1.00	1.00	1.00	*Yes*	$ 56,107	$ 56,107.20	
	3.00	2.00	3.00			$ 324,954.20	
Coaches:							
Math Resource Teacher	1.00			*Yes*	$ 93,512	$ -	
Literacy Specialist	1.00	1.00	1.00	*Yes*	$ 97,985	$ 97,985.00	
Instructional Specialist	0.00	0.00		*Yes*	$ 97,985	$ -	
Additional professional development coaches				*Yes*	$ 97,985	$ -	
	2.00	1.00	1.00			$ 97,985.00	
General Education Teachers:							
Classroom Teachers							
PreSchool Teachers	2.00	2.00	2.00	*Yes*	$ 93,512	$ 187,024.00	
Kindergarten Teachers	4.00	3.00	4.00	*Yes*	$ 93,512	$ 374,048.00	
1st Grade Teachers	4.00	*see below*	4.00	*see below*	$ 93,512	$ 374,048.00	
2nd Grade Teachers	4.00	*see below*	4.00	*see below*	$ 93,512	$ 374,048.00	
3rd Grade Teachers	4.00	*see below*	4.00	*see below*	$ 93,512	$ 374,048.00	
4th Grade Teachers	4.00	*see below*	4.00	*see below*	$ 93,512	$ 374,048.00	
5th Grade Teachers	0.00	*see below*		*see below*	$ 93,512	$ -	
6th Grade Teachers	0.00	*see below*		*see below*	$ 93,512	$ -	
7th Grade Teachers	0.00	*see below*		*see below*	$ 93,512	$ -	
8th Grade Teachers	0.00	*see below*		*see below*	$ 93,512	$ -	
Loopers	0.00	*see below*		*see below*	$ 93,512	$ -	
All Grades 1-8 Teachers	*16.00*	*13.00*	*16.00*	*Yes*			
Allied Arts							
Art	1.00		1.00	*Yes*	$ 93,512	$ 93,512.00	
Music	1.00		1.00	*Yes*	$ 93,512	$ 93,512.00	
Physical Education	1.00	1.00	1.00	*Yes*	$ 93,512	$ 93,512.00	
Technology Ed	0.00			*Yes*	$ 93,512	$ -	
Drama	0.00			*Yes*	$ 93,512	$ -	
ITS	0.00			*Yes*	$ 93,512	$ -	
Content Literacy	1.00		1.00	*Yes*	$ 93,512	$ 93,512.00	
Health	0.00			*Yes*	$ 93,512	$ -	
Dance	0.00			*Yes*	$ 93,512	$ -	
Library/Media Specialist	0.00			*Yes*	$ 108,442	$ -	
Other	0.00			*Yes*	$ 93,512	$ -	
Subject Teachers (High school only)							
Math Teachers	0.00	*see below*		*see below*	$ 93,512	$ -	
Science Teachers	0.00	*see below*		*see below*	$ 93,512	$ -	
Social Studies Teachers	0.00	*see below*		*see below*	$ 93,512	$ -	
English	0.00	*see below*	1.00	*see below*	$ 93,512	$ 93,512.00	
Foreign Language	0.00	*see below*		*see below*	$ 93,512	$ -	
All HS Subject Teachers	*0.00*	0.00		*Yes*			
In House Suspension	0.00			*Yes*	$ 93,512	$ -	
Consumer Science	0.00			*Yes*	$ 93,512	$ -	
Business	0.00			*Yes*	$ 93,512	$ -	
Video Production	0.00			*Yes*	$ 93,512	$ -	
ROTC	0.00			*Yes*	$ 93,512	$ -	
All General Education Teachers	26.00		27.00			$ 2,524,824.00	

Frederic T. Greenhalge Elementary School	Last year's staff	Required minimum	Budgeted Staff	Check: Sufficient Staff?	Average Salary + Benefits	Amount	Notes
Paraprofessionals:							
Mainstream Paras							
Preschool Para	2.00	2.00	2.00	*Yes*	$ 37,989	$ 75,978.50	
Kindergarten Para	4.00	3.00	4.00	*Yes*	$ 37,989	$ 151,957.00	
Mainstream Paras	5.00		3.00	*Yes*	$ 37,989	$ 113,967.75	
All General Education Paras	11.00	5.00	9.00			**$ 341,903.25**	
Special Programs							
Special Education	If you plan to change special education staffing, contact Mike Lovato by 3/16/2020						
Adjustment Teachers	0.00			*No change*	$ 93,512	$ -	
LEAP Teachers	0.00			*No change*	$ 93,512	$ -	
CSA Teachers	4.00		4.00	*No change*	$ 93,512	$ 374,048.00	
Other Special Ed Teachers	4.00		4.00	*No change*	$ 93,512	$ 374,048.00	
				No change			
Special Education Classroom Paras	12.00		12.00	*No change*	$ 37,989	$ 455,871.00	
504 /1to1	2.00	*Provided outside of SSB*	1.00	*Provided outside of SSB*	$ 37,989	$ 37,989	
English Language Learners							
ELL Teachers	2.00	3.00	3.00	*Yes*	$ 93,512	$ 280,536.00	
ELL Para	1.00			*Yes*	$ 37,989	$ -	
ELL Tutor (Title III)	1.00	*Provided outside of SSB*	1.00	*Provided outside of SSB*	$ 15,750	$ 15,750	
All Special Programs Teachers & Paras	26.00	3.00	25.00			**$ 1,538,242**	
Student Support:							
Guidance Counselor	0.00			*Yes*	$ 107,539	$ -	
Social Worker	1.00	*Provided outside of SSB*	1.00	*Provided outside of SSB*	$ 109,292	$ 109,292	
Additional social workers	0.00		1.00	*Yes*	$ 109,292	$ 109,292.15	
SEL Tutors: 18 hrs/week	0.00			*Yes*	$ 18,900	$ -	
Tutors: 18 hrs/week	3.00			*Yes*	$ 18,900	$ -	
Tutors: 15 hrs/week (Title I)	4.00		4.00	*Yes*	$ 14,850	$ 59,400.00	
Parent Liaisons: Stipended (Title I)	0.00			*Yes*	$ 3,000	$ -	
Parent Liaisons: 18 hrs/week (Title I)	1.00		1.00	*Yes*	$ 11,340	$ 11,340.00	
Parent Liaison, full time	0.00			*Yes*	$ 43,091	$ -	
	9.00	0.00	7.00			**$ 289,324**	
Facilities							
Security Guards	0.00	0.00		*Yes*	$ 52,525	$ -	
Custodians	3.00		3.00	*Yes*	$ 56,107	$ 168,322	
	3.00	0.00	3.00			**$ 168,322**	
High School-Specific Positions							
Coordinator of Student Support Services	0.00			*Yes*	$ 146,910	$ -	
Discipline & Operations Specialist	0.00			*Yes*	$ 126,737	$ -	
Academic Chairs	0.00			*Yes*	$ 135,109	$ -	
Director of the Freshman Academy	0.00			*Yes*	$ 137,155	$ -	
Student Services Specialist - Freshman Academy	0.00			*Yes*	$ 117,796	$ -	
Bursar/Financial Specialist	0.00			*Yes*	$ 58,072	$ -	
Clerk Schedulers	0.00			*Yes*	$ 53,208	$ -	
Administrator of Athletics	0.00			*Yes*	$ 141,671	$ -	
Student Activity Advisor	0.00			*Yes*	$ 96,122	$ -	
	0.00	0.00	0.00			**$ -**	
Other Positions							
Other (Please describe)	0.00			*Yes*	See James Hall and Linus Guillory t	$ -	
Other (Please describe)	0.00			*Yes*	See James Hall and Linus Guillory t	$ -	
	0.00		0.00			**$ -**	
Total Staffing							
	80.00		75.00			$ 5,285,555	
Non-Personnel							
Instructional Supplies	$ 37,840		$ 43,587	*Yes*		$ 43,587.00	Supplies ($32,287) & technology ($

Frederic T. Greenhalge Elementary School	Last year's staff	Required minimum	Budgeted Staff	Check: Sufficient Staff?	Average Salary + Benefits	Amount	Notes
STEM Lead Stipends	$ -		$ 3,600	*Yes*		$ 3,600.00	STEM & ELL leads
Enrichment	$ -			*Yes*		$ -	
Athletics: Coaches	$ -			*Yes*		$ -	
Athletics: Contracted Services	$ -			*Yes*		$ -	
Athletics: Transportation	$ -			*Yes*		$ -	
Athletics: Supplies & Uniforms	$ -			*Yes*		$ -	
Athletics: Rental Fees	$ -			*Yes*		$ -	
Student Activity Stipends	$ -			*Yes*		$ -	
Student Activity Supplies	$ -			*Yes*		$ -	
Dual Enrollment	$ -	*Provided outside of SSB*	$ -	*Provided outside of SSB*		$ -	
SCORE Peer Mediation	$ -	*Provided outside of SSB*	$ -	*Provided outside of SSB*		$ -	
Band camp	$ -	*Provided outside of SSB*	$ -	*Provided outside of SSB*		$ -	
Choral supplies	$ -	*Provided outside of SSB*	$ -	*Provided outside of SSB*		$ -	
Jr. Air Force ROTC Supplies & Equip.	$ -			*Yes*		$ -	
Other (describe in column H)			$ 8,000	*Yes*		$ 8,000.00	PD fund
	$ 37,840		$ 55,187			**$ 55,187.00**	

Title I Review							
Coaches	1.00	1.00	1.00	*See below*	$ 97,985	$ 97,985	
Parent Liaisons: Stipended	0.00		0.00	*See below*	$ 3,000	$ -	
Parent Liaisons: 18 hrs/week	1.00		1.00	*See below*	$ 11,340	$ 11,340	
Tutors: 15 hrs/wk	4.00		4.00	*See below*	$ 14,850	$ 59,400	
Total Title I Allocation	$ 168,725	$ 168,725	*6*	*Yes*		**$ 168,725**	

Total Budget	
	$ 5,340,742

Laura Lee Therapeutic Day School

School Year 20-21 Budget

Category	Students	Weight	Amount
Weights			
All students	20.0	$4,500	$90,000
Economically disadvantaged	17.0	$1,575	$26,775
Low incoming performance	11.0	$900	$9,900
Grades PreK-3	0.0	$1,575	$0
Grade 9	0.0	$3,750	$0
ELL below Level 3	1.0	$2,750	$2,750
ELL Level 3 and above	1.0	$1,400	$1,400
SWD substantially separate	20.0	$22,500	$450,000
SWD inclusion/language	0.0	$6,250	$0
Baseline			
ELL Baseline			$0
SWD Baseline			$0
General Ed Baseline			$417,461
Other Policies			
Transition amount			$0
Budget Exceptions			$0
FSF Total			
			$998,286
Funding from outside FSF			
Title I			$ 17,850
Other positions provided outside of FSF			$ -
Total funding			
			$1,016,136

Exception Reason: Specialized school exception, no budget increase

Comparison to previous year budget

Year	19-20	20-21	Change
Enrollment	21	20	-1
FSF Budget	$ 998,286	$998,286	$ -
Other Funding	$ 17,850	$ 17,850	$ -
Total Budget	**$ 1,016,136**	**$ 1,016,136**	**$ -**
$ per pupil	$ 48,387	$ 50,807	$ 2,419

Summary

The Laura Lee's funding did not change due to a small school subsidy.

Laura Lee Therapeutic Day School School Year 20-21 Budget	Last year's staff	Required minimum	Budgeted Staff	Check: Sufficient Staff?	Average Salary + Benefits	Amount	Notes
			Budget in blank cells			$ 0	Amount remaining to budget
Positions in navy blue have been HS-only in the past			Gray cells are budgeted for you			$1,016,136	Total Allocation, All Sources
2100 Principal's Office:							
Principal/Coordinator	1.00	1.00	1.00	*Yes*	$ 140,268	$ 140,268.00	
Headmaster	0.00	0.00		*Yes*	$ 173,680		
Assistant Principal	0.00			*Yes*	$ 128,579	$ -	
House Deans	0.00			*Yes*	$ 141,596		
Administrative Assistant	1.00	1.00	1.00	*Yes*	$ 56,107	$ 56,107.20	
	2.00	2.00	2.00			$ 196,375.20	
Coaches:							
Math Resource Teacher	0.00			*Yes*	$ 93,512	$ -	
Literacy Specialist	0.00	0.00		*Yes*	$ 97,985	$ -	
Instructional Specialist	0.00	0.00		*Yes*	$ 97,985	$ -	
Additional professional development coaches				*Yes*	$ 97,985	$ -	
	0.00	0.00	0.00			$ -	
General Education Teachers:							
Classroom Teachers							
PreSchool Teachers	0.00	0.00		*Yes*	$ 93,512	$ -	
Kindergarten Teachers	0.00	0.00		*Yes*	$ 93,512	$ -	
1st Grade Teachers	0.00	*see below*		*see below*	$ 93,512	$ -	
2nd Grade Teachers	0.00	*see below*		*see below*	$ 93,512	$ -	
3rd Grade Teachers	0.00	*see below*		*see below*	$ 93,512	$ -	
4th Grade Teachers	0.00	*see below*		*see below*	$ 93,512	$ -	
5th Grade Teachers	0.00	*see below*		*see below*	$ 93,512	$ -	
6th Grade Teachers	0.00	*see below*		*see below*	$ 93,512	$ -	
7th Grade Teachers	0.00	*see below*		*see below*	$ 93,512	$ -	
8th Grade Teachers	0.00	*see below*		*see below*	$ 93,512	$ -	
Loopers	0.00	*see below*		*see below*	$ 93,512	$ -	
All Grades 1-8 Teachers	*0.00*	*0.00*	*0.00*	*Yes*			
Allied Arts							
Art	0.25		0.25	*Yes*	$ 93,512	$ 23,378.00	
Music	0.25		0.50	*Yes*	$ 93,512	$ 46,756.00	
Physical Education	0.25	0.25	0.25	*Yes*	$ 93,512	$ 23,378.00	
Technology Ed	0.00			*Yes*	$ 93,512	$ -	
Drama	0.00			*Yes*	$ 93,512	$ -	
ITS	0.00			*Yes*	$ 93,512	$ -	
Content Literacy	0.00			*Yes*	$ 93,512	$ -	
Health	0.00			*Yes*	$ 93,512	$ -	
Dance	0.00			*Yes*	$ 93,512	$ -	
Library/Media Specialist	0.00			*Yes*	$ 108,442	$ -	
Other	0.00			*Yes*	$ 93,512	$ -	
Subject Teachers (High school only)							
Math Teachers	0.00	*see below*		*see below*	$ 93,512	$ -	
Science Teachers	0.00	*see below*		*see below*	$ 93,512	$ -	
Social Studies Teachers	0.00	*see below*		*see below*	$ 93,512	$ -	
English	0.00	*see below*		*see below*	$ 93,512	$ -	
Foreign Language	0.00	*see below*		*see below*	$ 93,512	$ -	
All HS Subject Teachers	*0.00*	0.00		*Yes*			
In House Suspension	0.00			*Yes*	$ 93,512	$ -	
Consumer Science	0.00			*Yes*	$ 93,512	$ -	
Business	0.00			*Yes*	$ 93,512	$ -	
Video Production	0.00			*Yes*	$ 93,512	$ -	
ROTC	0.00			*Yes*	$ 93,512	$ -	
All General Education Teachers	0.75		1.00			$ 93,512.00	

Laura Lee Therapeutic Day School	Last year's staff	Required minimum	Budgeted Staff	Check: Sufficient Staff?	Average Salary + Benefits	Amount	Notes
Paraprofessionals:							
Mainstream Paras							
Preschool Para	0.00	0.00		*Yes*	$ 37,989	$ -	
Kindergarten Para	0.00	0.00		*Yes*	$ 37,989	$ -	
Mainstream Paras	0.00		0.00	*Yes*	$ 37,989	$ -	
All General Education Paras	0.00	0.00	0.00			**$ -**	
Special Programs							
Special Education	If you plan to change special education staffing, contact Mike Lovato by 3/16/2020						
Adjustment Teachers	0.00			*No change*	$ 93,512	$ -	
LEAP Teachers	0.00			*No change*	$ 93,512	$ -	
CSA Teachers	0.00			*No change*	$ 93,512	$ -	
Other Special Ed Teachers	5.00		5.00	*No change*	$ 93,512	$ 467,560.00	
				No change			
Special Education Classroom Paras	6.00		6.00	*No change*	$ 37,989	$ 227,935.50	
504 /1to1	0.00	*Provided outside of SSB*	0.00	*Provided outside of SSB*	$ 37,989	$ -	
English Language Learners							
ELL Teachers	0.00	0.00		*Yes*	$ 93,512	$ -	
ELL Para	0.00			*Yes*	$ 37,989	$ -	
ELL Tutor (Title III)	0.00	*Provided outside of SSB*	0.00	*Provided outside of SSB*	$ 15,750	$ -	
All Special Programs Teachers & Paras	11.00	0.00	11.00			**$ 695,496**	
Student Support:							
Guidance Counselor	0.00			*Yes*	$ 107,539	$ -	
Social Worker	0.00	*Provided outside of SSB*	0.00	*Provided outside of SSB*	$ 109,292	$ -	
Additional social workers	0.00			*Yes*	$ 109,292	$ -	
SEL Tutors: 18 hrs/week	0.00			*Yes*	$ 18,900	$ -	
Tutors: 18 hrs/week	0.00			*Yes*	$ 18,900	$ -	
Tutors: 15 hrs/week (Title I)	1.00		1.00	*Yes*	$ 14,850	$ 14,850.00	
Parent Liaisons: Stipended (Title I)	1.00		1.00	*Yes*	$ 3,000	$ 3,000.00	
Parent Liaisons: 18 hrs/week (Title I)	0.00			*Yes*	$ 11,340	$ -	
Parent Liaison, full time	0.00			*Yes*	$ 43,091	$ -	
	2.00	0.00	2.00			**$ 17,850**	
Facilities							
Security Guards	0.00	0.00		*Yes*	$ 52,525	$ -	
Custodians	0.00			*Yes*	$ 56,107	$ -	
	0.00	0.00	0.00			**$ -**	
High School-Specific Positions							
Coordinator of Student Support Services	0.00			*Yes*	$ 146,910	$ -	
Discipline & Operations Specialist	0.00			*Yes*	$ 126,737	$ -	
Academic Chairs	0.00			*Yes*	$ 135,109	$ -	
Director of the Freshman Academy	0.00			*Yes*	$ 137,155	$ -	
Student Services Specialist - Freshman Academy	0.00			*Yes*	$ 117,796	$ -	
Bursar/Financial Specialist	0.00			*Yes*	$ 58,072	$ -	
Clerk Schedulers	0.00			*Yes*	$ 53,208	$ -	
Administrator of Athletics	0.00			*Yes*	$ 141,671	$ -	
Student Activity Advisor	0.00			*Yes*	$ 96,122	$ -	
	0.00	0.00	0.00			**$ -**	
Other Positions							
Other (Please describe)	0.00			*Yes*	See James Hall and Linus Guillory t	$ -	
Other (Please describe)	0.00			*Yes*	See James Hall and Linus Guillory t	$ -	
	0.00		0.00			**$ -**	
Total Staffing							
	15.75		16.00			$ 1,003,233	
Non-Personnel							
Instructional Supplies	$ 1,860		$ 12,903	*Yes*		$ 12,903.00	

Laura Lee Therapeutic Day School	Last year's staff	Required minimum	Budgeted Staff	Check: Sufficient Staff?	Average Salary + Benefits	Amount	Notes
STEM Lead Stipends	$ -			*Yes*		$ -	
Enrichment	$ -			*Yes*		$ -	
Athletics: Coaches	$ -			*Yes*		$ -	
Athletics: Contracted Services	$ -			*Yes*		$ -	
Athletics: Transportation	$ -			*Yes*		$ -	
Athletics: Supplies & Uniforms	$ -			*Yes*		$ -	
Athletics: Rental Fees	$ -			*Yes*		$ -	
Student Activity Stipends	$ -			*Yes*		$ -	
Student Activity Supplies	$ -			*Yes*		$ -	
Dual Enrollment	$ -	*Provided outside of SSB*	$ -	*Provided outside of SSB*		$ -	
SCORE Peer Mediation	$ -	*Provided outside of SSB*	$ -	*Provided outside of SSB*		$ -	
Band camp	$ -	*Provided outside of SSB*	$ -	*Provided outside of SSB*		$ -	
Choral supplies	$ -	*Provided outside of SSB*	$ -	*Provided outside of SSB*		$ -	
Jr. Air Force ROTC Supplies & Equip.	$ -			*Yes*		$ -	
Other (describe in column H)				*Yes*		$ -	
	$ 1,860		$ 12,903			**$ 12,903.00**	

Title I Review							
Coaches	0.00	0.00	0.00	*See below*	$ 97,985	$ -	
Parent Liaisons: Stipended	1.00		1.00	*See below*	$ 3,000	$ 3,000	
Parent Liaisons: 18 hrs/week	0.00		0.00	*See below*	$ 11,340	$ -	
Tutors: 15 hrs/wk	1.00		1.00	*See below*	$ 14,850	$ 14,850	
Total Title I Allocation	$ 17,850	$ 17,850	*2.0*	*Yes*		**$ 17,850**	

Total Budget	
	$ 1,016,136

Leblanc Therapeutic Day School

School Year 20-21 Budget

Category	Students	Weight	Amount
Weights			
All students	27.0	$4,500	$121,500
Economically disadvantaged	27.0	$1,575	$42,525
Low incoming performance	20.0	$900	$18,000
Grades PreK-3	0.0	$1,575	$0
Grade 9	3.0	$3,750	$11,250
ELL below Level 3	1.0	$2,750	$2,750
ELL Level 3 and above	4.0	$1,400	$5,600
SWD substantially separate	27.0	$22,500	$607,500
SWD inclusion/language	0.0	$6,250	$0
Baseline			
ELL Baseline			$0
SWD Baseline			$0
General Ed Baseline			$488,400
Other Policies			
Transition amount			$0
Budget Exceptions			$0
FSF Total			
			$1,297,525
Funding from outside FSF			
Title I			$ 17,850
Other positions provided outside of FSF			$ -
Total funding			
			$1,315,375

Exception Reason: Specialized school exception, no budget increase

Comparison to previous year budget

Year	19-20	20-21	Change
Enrollment	33	27	-6
FSF Budget	$ 1,297,525	$1,297,525	$ -
Other Funding	$ 17,850	$ 17,850	$ -
Total Budget	**$ 1,315,375**	**$ 1,315,375**	**$ -**
$ per pupil	$ 39,860	$ 48,718	$ 8,858

Summary

The Leblanc's funding did not change due to a small school subsidy.

Leblanc Therapeutic Day School School Year 20-21 Budget	Last year's staff	Required minimum	Budgeted Staff	Check: Sufficient Staff?	Average Salary + Benefits	Amount	Notes
			Budget in blank cells			$ 0	Amount remaining to budget
Positions in navy blue have been HS-only in the past			Gray cells are budgeted for you			$1,315,375	Total Allocation, All Sources
2100 Principal's Office:							
Principal/Coordinator	1.00	1.00	1.00	*Yes*	$ 140,268	$ 140,268.00	
Headmaster	0.00	0.00		*Yes*	$ 173,680		
Assistant Principal	0.00			*Yes*	$ 128,579	$ -	
House Deans	0.00			*Yes*	$ 141,596		
Administrative Assistant	1.00	1.00	1.00	*Yes*	$ 56,107	$ 56,107.20	
	2.00	2.00	2.00			$ 196,375.20	
Coaches:							
Math Resource Teacher	0.00			*Yes*	$ 93,512	$ -	
Literacy Specialist	0.00	0.00		*Yes*	$ 97,985	$ -	
Instructional Specialist	0.00	0.00		*Yes*	$ 97,985	$ -	
Additional professional development coaches				*Yes*	$ 97,985	$ -	
	0.00	0.00	0.00			$ -	
General Education Teachers:							
Classroom Teachers							
PreSchool Teachers	0.00	0.00		*Yes*	$ 93,512	$ -	
Kindergarten Teachers	0.00	0.00		*Yes*	$ 93,512	$ -	
1st Grade Teachers	0.00	*see below*		*see below*	$ 93,512	$ -	
2nd Grade Teachers	0.00	*see below*		*see below*	$ 93,512	$ -	
3rd Grade Teachers	0.00	*see below*		*see below*	$ 93,512	$ -	
4th Grade Teachers	0.00	*see below*		*see below*	$ 93,512	$ -	
5th Grade Teachers	0.00	*see below*		*see below*	$ 93,512	$ -	
6th Grade Teachers	0.00	*see below*		*see below*	$ 93,512	$ -	
7th Grade Teachers	0.00	*see below*		*see below*	$ 93,512	$ -	
8th Grade Teachers	0.00	*see below*		*see below*	$ 93,512	$ -	
Loopers	0.00	*see below*		*see below*	$ 93,512	$ -	
All Grades 1-8 Teachers	*0.00*	*0.00*	*0.00*	*Yes*			
Allied Arts							
Art	0.25		0.50	*Yes*	$ 93,512	$ 46,756.00	
Music	0.25		0.25	*Yes*	$ 93,512	$ 23,378.00	
Physical Education	0.25	0.25	0.25	*Yes*	$ 93,512	$ 23,378.00	
Technology Ed	0.00			*Yes*	$ 93,512	$ -	
Drama	0.00			*Yes*	$ 93,512	$ -	
ITS	0.00			*Yes*	$ 93,512	$ -	
Content Literacy	0.00			*Yes*	$ 93,512	$ -	
Health	0.00			*Yes*	$ 93,512	$ -	
Dance	0.00			*Yes*	$ 93,512	$ -	
Library/Media Specialist	0.00			*Yes*	$ 108,442	$ -	
Other	0.00			*Yes*	$ 93,512	$ -	
Subject Teachers (High school only)							
Math Teachers	0.00	*see below*		*see below*	$ 93,512	$ -	
Science Teachers	0.00	*see below*		*see below*	$ 93,512	$ -	
Social Studies Teachers	0.00	*see below*		*see below*	$ 93,512	$ -	
English	0.00	*see below*		*see below*	$ 93,512	$ -	
Foreign Language	0.00	*see below*		*see below*	$ 93,512	$ -	
All HS Subject Teachers	*0.00*	0.00		*Yes*			
In House Suspension	0.00			*Yes*	$ 93,512	$ -	
Consumer Science	0.00			*Yes*	$ 93,512	$ -	
Business	0.00			*Yes*	$ 93,512	$ -	
Video Production	0.00			*Yes*	$ 93,512	$ -	
ROTC	0.00			*Yes*	$ 93,512	$ -	
All General Education Teachers	0.75		1.00			$ 93,512.00	

Leblanc Therapeutic Day School	Last year's staff	Required minimum	Budgeted Staff	Check: Sufficient Staff?	Average Salary + Benefits	Amount	Notes
Paraprofessionals:							
Mainstream Paras							
Preschool Para	0.00	0.00		*Yes*	$ 37,989	$ -	
Kindergarten Para	0.00	0.00		*Yes*	$ 37,989	$ -	
Mainstream Paras	0.00			*Yes*	$ 37,989	$ -	
All General Education Paras	0.00	0.00	0.00			**$ -**	
Special Programs							
Special Education	If you plan to change special education staffing, contact Mike Lovato by 3/16/2020						
Adjustment Teachers	0.00			*No change*	$ 93,512	$ -	
LEAP Teachers	0.00			*No change*	$ 93,512	$ -	
CSA Teachers	0.00			*No change*	$ 93,512	$ -	
Other Special Ed Teachers	7.00		7.00	*No change*	$ 93,512	$ 654,584.00	
				No change			
Special Education Classroom Paras	6.00		6.00	*No change*	$ 37,989	$ 227,935.50	
504 /1to1	0.00	*Provided outside of SSB*	0.00	*Provided outside of SSB*	$ 37,989	$ -	
English Language Learners							
ELL Teachers	0.00	0.00		*Yes*	$ 93,512	$ -	
ELL Para	0.00			*Yes*	$ 37,989	$ -	
ELL Tutor (Title III)	0.00	*Provided outside of SSB*	0.00	*Provided outside of SSB*	$ 15,750	$ -	
All Special Programs Teachers & Paras	13.00	0.00	13.00			**$ 882,520**	
Student Support:							
Guidance Counselor	0.00			*Yes*	$ 107,539	$ -	
Social Worker	0.00	*Provided outside of SSB*		*Provided outside of SSB*	$ 109,292	$ -	
Additional social workers	0.00			*Yes*	$ 109,292	$ -	
SEL Tutors: 18 hrs/week	0.00			*Yes*	$ 18,900	$ -	
Tutors: 18 hrs/week	0.00			*Yes*	$ 18,900	$ -	
Tutors: 15 hrs/week (Title I)	1.00		1.00	*Yes*	$ 14,850	$ 14,850.00	
Parent Liaisons: Stipended (Title I)	1.00		1.00	*Yes*	$ 3,000	$ 3,000.00	
Parent Liaisons: 18 hrs/week (Title I)	0.00			*Yes*	$ 11,340	$ -	
Parent Liaison, full time	0.00			*Yes*	$ 43,091	$ -	
	2.00	0.00	2.00			**$ 17,850**	
Facilities							
Security Guards	1.00	0.00	1.00	*Yes*	$ 52,525	$ 52,525	
Custodians	1.00		1.00	*Yes*	$ 56,107	$ 56,107	
	2.00	0.00	2.00			**$ 108,632**	
High School-Specific Positions							
Coordinator of Student Support Services	0.00			*Yes*	$ 146,910	$ -	
Discipline & Operations Specialist	0.00			*Yes*	$ 126,737	$ -	
Academic Chairs	0.00			*Yes*	$ 135,109	$ -	
Director of the Freshman Academy	0.00			*Yes*	$ 137,155	$ -	
Student Services Specialist - Freshman Academy	0.00			*Yes*	$ 117,796	$ -	
Bursar/Financial Specialist	0.00			*Yes*	$ 58,072	$ -	
Clerk Schedulers	0.00			*Yes*	$ 53,208	$ -	
Administrator of Athletics	0.00			*Yes*	$ 141,671	$ -	
Student Activity Advisor	0.00			*Yes*	$ 96,122	$ -	
	0.00	0.00	0.00			**$ -**	
Other Positions							
Other (Please describe)	0.00			*Yes*	See James Hall and Linus Guillory t	$ -	
Other (Please describe)	0.00			*Yes*	See James Hall and Linus Guillory t	$ -	
	0.00		0.00			**$ -**	
Total Staffing							
	19.75		20.00			$ 1,298,889	
Non-Personnel							
Instructional Supplies	$ 2,945		$ 16,486	*Yes*		$ 16,486.00	

Leblanc Therapeutic Day School	Last year's staff	Required minimum	Budgeted Staff	Check: Sufficient Staff?	Average Salary + Benefits	Amount	Notes
STEM Lead Stipends	$ -			*Yes*		$ -	
Enrichment	$ -			*Yes*		$ -	
Athletics: Coaches	$ -			*Yes*		$ -	
Athletics: Contracted Services	$ -			*Yes*		$ -	
Athletics: Transportation	$ -			*Yes*		$ -	
Athletics: Supplies & Uniforms	$ -			*Yes*		$ -	
Athletics: Rental Fees	$ -			*Yes*		$ -	
Student Activity Stipends	$ -			*Yes*		$ -	
Student Activity Supplies	$ -			*Yes*		$ -	
Dual Enrollment	$ -	*Provided outside of SSB*	$ -	*Provided outside of SSB*		$ -	
SCORE Peer Mediation	$ -	*Provided outside of SSB*	$ -	*Provided outside of SSB*		$ -	
Band camp	$ -	*Provided outside of SSB*	$ -	*Provided outside of SSB*		$ -	
Choral supplies	$ -	*Provided outside of SSB*	$ -	*Provided outside of SSB*		$ -	
Jr. Air Force ROTC Supplies & Equip.	$ -			*Yes*		$ -	
Other (describe in column H)				*Yes*		$ -	
	$ 2,945		$ 16,486			**$ 16,486.00**	

Title I Review							
Coaches	0.00	0.00	0.00	*See below*	$ 97,985	$ -	
Parent Liaisons: Stipended	1.00		1.00	*See below*	$ 3,000	$ 3,000	
Parent Liaisons: 18 hrs/week	0.00		0.00	*See below*	$ 11,340	$ -	
Tutors: 15 hrs/wk	1.00		1.00	*See below*	$ 14,850	$ 14,850	
Total Title I Allocation	$ 17,850	$ 17,850	*2*	*Yes*		**$ 17,850**	

Total Budget	
	$ 1,315,375

Abraham Lincoln Elementary School

School Year 20-21 Budget

Category	Students	Weight	Amount	
Weights				
All students	505.1	$4,500	$2,272,950	
Economically disadvantaged	323.0	$1,575	$508,725	
Low incoming performance	0.0	$900	$0	
Grades PreK-3	414.1	$1,575	$652,208	
Grade 9	0.0	$3,750	$0	
ELL below Level 3	67.0	$2,750	$184,250	
ELL Level 3 and above	104.0	$1,400	$145,600	
SWD substantially separate	10.0	$22,500	$225,000	
SWD inclusion/language	80.0	$6,250	$500,000	Modified due to enrollment errors
			$4,488,733	
Baseline				
ELL Baseline			$0	
SWD Baseline			$0	
General Ed Baseline			$0	
Other Policies				
Transition amount			$70,292	Decreased this since weights increased once enrollment was corrected.
Budget Exceptions			$0	Exception Reason:
FSF Total				
			$4,559,024	
Funding from outside FSF				
Title I			$ 168,725	
Other positions provided outside of FSF			$ 239,010	
Total funding				
			$4,966,759	

Comparison to previous year budget

Year	19-20	20-21	Change
Enrollment	493	505	12
FSF Budget	$ 4,449,810	$4,559,024	$ 109,214
Other Funding	$ 407,735	$ 407,735	$ -
Total Budget	**$ 4,857,545**	**$ 4,966,759**	**$ 109,214**
$ per pupil	$ 9,853	$ 9,833	$ (20)

Summary

The Lincoln's funding decreased due to weights but was supplemented by transition policy.

Abraham Lincoln Elementary School School Year 20-21 Budget	Last year's staff	Required minimum	Budgeted Staff	Check: Sufficient Staff?	Average Salary + Benefits	Amount	Notes
			Budget in blank cells			$ (0)	Amount remaining to budget
Positions in navy blue have been HS-only in the past			Gray cells are budgeted for you			$4,966,759	Total Allocation, All Sources
2100 Principal's Office:							
Principal/Coordinator	1.00	1.00	1.00	*Yes*	$ 140,268	$ 140,268.00	
Headmaster	0.00	0.00		*Yes*	$ 173,680		
Assistant Principal	1.00		1.00	*Yes*	$ 128,579	$ 128,579.00	
House Deans	0.00			*Yes*	$ 141,596		
Administrative Assistant	1.00	1.00	1.00	*Yes*	$ 56,107	$ 56,107.20	
	3.00	2.00	3.00			$ 324,954.20	
Coaches:							
Math Resource Teacher	1.00		0.50	*Yes*	$ 93,512	$ 46,756.00	
Literacy Specialist	1.00	1.00	1.00	*Yes*	$ 97,985	$ 97,985.00	
Instructional Specialist	0.00	0.00		*Yes*	$ 97,985	$ -	
Additional professional development coaches				*Yes*	$ 97,985	$ -	
	2.00	1.00	1.50			$ 144,741.00	
General Education Teachers:							
Classroom Teachers							
PreSchool Teachers	2.00	1.00	2.00	*Yes*	$ 93,512	$ 187,024.00	
Kindergarten Teachers	4.00	3.00	4.00	*Yes*	$ 93,512	$ 374,048.00	
1st Grade Teachers	4.00	*see below*	4.00	*see below*	$ 93,512	$ 374,048.00	
2nd Grade Teachers	4.00	*see below*	4.00	*see below*	$ 93,512	$ 374,048.00	
3rd Grade Teachers	4.00	*see below*	4.00	*see below*	$ 93,512	$ 374,048.00	
4th Grade Teachers	4.00	*see below*	4.00	*see below*	$ 93,512	$ 374,048.00	
5th Grade Teachers	0.00	*see below*		*see below*	$ 93,512	$ -	
6th Grade Teachers	0.00	*see below*		*see below*	$ 93,512	$ -	
7th Grade Teachers	0.00	*see below*		*see below*	$ 93,512	$ -	
8th Grade Teachers	0.00	*see below*		*see below*	$ 93,512	$ -	
Loopers	0.00	*see below*		*see below*	$ 93,512	$ -	
All Grades 1-8 Teachers	*16.00*	*14.00*	*16.00*	*Yes*			
Allied Arts							
Art	1.00		1.00	*Yes*	$ 93,512	$ 93,512.00	
Music	1.00		1.00	*Yes*	$ 93,512	$ 93,512.00	
Physical Education	1.00	1.00	1.00	*Yes*	$ 93,512	$ 93,512.00	
Technology Ed	0.00		1.00	*Yes*	$ 93,512	$ 93,512.00	
Drama	0.00			*Yes*	$ 93,512	$ -	
ITS	0.00			*Yes*	$ 93,512	$ -	
Content Literacy	1.00			*Yes*	$ 93,512	$ -	
Health	0.00			*Yes*	$ 93,512	$ -	
Dance	0.00			*Yes*	$ 93,512	$ -	
Library/Media Specialist	0.00			*Yes*	$ 108,442	$ -	
Other	0.00			*Yes*	$ 93,512	$ -	
Subject Teachers (High school only)							
Math Teachers	0.00	*see below*		*see below*	$ 93,512	$ -	
Science Teachers	0.00	*see below*		*see below*	$ 93,512	$ -	
Social Studies Teachers	0.00	*see below*		*see below*	$ 93,512	$ -	
English	0.00	*see below*		*see below*	$ 93,512	$ -	
Foreign Language	0.00	*see below*		*see below*	$ 93,512	$ -	
All HS Subject Teachers	*0.00*	0.00		*Yes*			
In House Suspension	0.00			*Yes*	$ 93,512	$ -	
Consumer Science	0.00			*Yes*	$ 93,512	$ -	
Business	0.00			*Yes*	$ 93,512	$ -	
Video Production	0.00			*Yes*	$ 93,512	$ -	
ROTC	0.00			*Yes*	$ 93,512	$ -	
All General Education Teachers	26.00		26.00			$ 2,431,312.00	
Paraprofessionals:							

Abraham Lincoln Elementary School	Last year's staff	Required minimum	Budgeted Staff	Check: Sufficient Staff?	Average Salary + Benefits	Amount	Notes
Mainstream Paras							
Preschool Para	2.00	1.00	2.00	*Yes*	$ 37,989	$ 75,978.50	
Kindergarten Para	4.00	3.00	4.00	*Yes*	$ 37,989	$ 151,957.00	
Mainstream Paras	4.00		4.00	*Yes*	$ 37,989	$ 151,957.00	
All General Education Paras	10.00	4.00	10.00			**$ 379,892.50**	
Special Programs							
Special Education	If you plan to change special education staffing, contact Mike Lovato by 3/16/2020						
Adjustment Teachers	1.00		2.00	*Contact Mike Lovato*	$ 93,512	$ 187,024.00	pawtucket programs see email 3/16
LEAP Teachers	0.00			*No change*	$ 93,512	$ -	
CSA Teachers	0.00			*No change*	$ 93,512	$ -	
Other Special Ed Teachers	5.00		5.00	*No change*	$ 93,512	$ 467,560.00	change to 5 see email
				No change			
Special Education Classroom Paras	1.00		2.00	*Contact Mike Lovato*	$ 37,989	$ 75,978.50	only one sped para listed, need 2 fo
504 /1to1	3.00	*Provided outside of SSB*	3.00	*Provided outside of SSB*	$ 37,989	$ 113,968	principal added 3
English Language Learners							
ELL Teachers	2.00	3.00	3.00	*Yes*	$ 93,512	$ 280,536.00	
ELL Para	0.00			*Yes*	$ 37,989	$ -	
ELL Tutor (Title III)	1.00	*Provided outside of SSB*	1.00	*Provided outside of SSB*	$ 15,750	$ 15,750	principal added 1
All Special Programs Teachers & Paras	13.00	3.00	16.00			**$ 1,140,816**	
Student Support:							
Guidance Counselor	0.00			*Yes*	$ 107,539	$ -	
Social Worker	1.00	*Provided outside of SSB*	1.00	*Provided outside of SSB*	$ 109,292	$ 109,292	
Additional social workers	0.00			*Yes*	$ 109,292	$ -	
SEL Tutors: 18 hrs/week	0.00			*Yes*	$ 18,900	$ -	
Tutors: 18 hrs/week	0.00			*Yes*	$ 18,900	$ -	
Tutors: 15 hrs/week (Title I)	4.00		4.00	*Yes*	$ 14,850	$ 59,400.00	
Parent Liaisons: Stipended (Title I)	0.00			*Yes*	$ 3,000	$ -	
Parent Liaisons: 18 hrs/week (Title I)	1.00		1.00	*Yes*	$ 11,340	$ 11,340.00	
Parent Liaison, full time	0.00			*Yes*	$ 43,091	$ -	
	6.00	0.00	6.00			**$ 180,032**	
Facilities							
Security Guards	0.00	0.00		*Yes*	$ 52,525	$ -	
Custodians	3.00		3.00	*Yes*	$ 56,107	$ 168,322	
	3.00	0.00	3.00			**$ 168,322**	
High School-Specific Positions							
Coordinator of Student Support Services	0.00			*Yes*	$ 146,910	$ -	
Discipline & Operations Specialist	0.00			*Yes*	$ 126,737	$ -	
Academic Chairs	0.00			*Yes*	$ 135,109	$ -	
Director of the Freshman Academy	0.00			*Yes*	$ 137,155	$ -	
Student Services Specialist - Freshman Academy	0.00			*Yes*	$ 117,796	$ -	
Bursar/Financial Specialist	0.00			*Yes*	$ 58,072	$ -	
Clerk Schedulers	0.00			*Yes*	$ 53,208	$ -	
Administrator of Athletics	0.00			*Yes*	$ 141,671	$ -	
Student Activity Advisor	0.00			*Yes*	$ 96,122	$ -	
	0.00	0.00	0.00			**$ -**	
Other Positions							
Other (Please describe)	0.00			*Yes*	See James Hall and Linus Guillory t	$ -	
Other (Please describe)	0.00			*Yes*	See James Hall and Linus Guillory t	$ -	
	0.00		0.00			**$ -**	
Total Staffing							
	63.00		65.50			$ 4,770,070	
Non-Personnel							
Instructional Supplies	$ 39,440		$ 42,840	*Yes*		$ 42,840.00	added the 2840 that was left to
STEM Lead Stipends	$ -		$ 3,600	*Yes*		$ 3,600.00	
Enrichment	$ -		$ 3,600	*Yes*		$ 3,600.00	

Abraham Lincoln Elementary School

	Last year's staff	Required minimum	Budgeted Staff	Check: Sufficient Staff?	Average Salary + Benefits	Amount	Notes
Athletics: Coaches	$ -			*Yes*		$ -	
Athletics: Contracted Services	$ -			*Yes*		$ -	$ 2,500.00
Athletics: Transportation	$ -			*Yes*		$ -	$ 3,600.00
Athletics: Supplies & Uniforms	$ -			*Yes*		$ -	30000
Athletics: Rental Fees	$ -			*Yes*		$ -	70000
Student Activity Stipends	$ -			*Yes*		$ -	22950
Student Activity Supplies	$ -			*Yes*		$ -	6000
Dual Enrollment	$ -	*Provided outside of SSB*	$ -	*Provided outside of SSB*		$ -	$ 2,000.00
SCORE Peer Mediation	$ -	*Provided outside of SSB*	$ -	*Provided outside of SSB*		$ -	$ 2,100.00
Band camp	$ -	*Provided outside of SSB*	$ -	*Provided outside of SSB*		$ -	7500
Choral supplies	$ -	*Provided outside of SSB*	$ -	*Provided outside of SSB*		$ -	$ 146,650.00
Jr. Air Force ROTC Supplies & Equip.	$ -			*Yes*		$ -	
Other (describe in column H)			$ 146,650	*Yes*		$ 146,650.00	
	$ 39,440		$ 196,690			**$ 196,690.00**	

Title I Review

Coaches	1.00	1.00		*See below*	$ 97,985	$ -	
Parent Liaisons: Stipended	0.00		0.00	*See below*	$ 3,000	$ -	
Parent Liaisons: 18 hrs/week	1.00		1.00	*See below*	$ 11,340	$ 11,340	
Tutors: 15 hrs/wk	4.00		4.00	*See below*	$ 14,850	$ 59,400	
Total Title I Allocation	$ 168,725	$ 168,725	*5*	*You have used 42% of your Title I budget*		**$ 70,740**	

Total Budget

	$ 4,966,760

Lowell High School

School Year 20-21 Budget

Category	Students	Weight	Amount
Weights			
All students	3111.0	$4,500	$13,999,500
Economically disadvantaged	1628.0	$1,575	$2,564,100
Low incoming performance	642.0	$900	$577,800
Grades PreK-3	0.0	$1,575	$0
Grade 9	921.0	$3,750	$3,453,750
ELL below Level 3	437.0	$2,750	$1,201,750
ELL Level 3 and above	899.0	$1,400	$1,258,600
SWD substantially separate	128.0	$22,500	$2,880,000
SWD inclusion/language	199.0	$6,250	$1,243,750
			$27,179,250
Baseline			
ELL Baseline			$0
SWD Baseline			$0
General Ed Baseline			$0
Other Policies			
Transition amount			$333,906
Budget Exceptions			$727,427
FSF Total			
			$28,240,583
Funding from outside FSF			
Title I			$ 234,635
Other positions provided outside of FSF			$ 932,976
Total funding			
			$29,408,194

Exception Reason:

$0

Comparison to previous year budget

Year	19-20	20-21	Change
Enrollment	3011	3111	100
FSF Budget	$ 27,351,492	$28,240,583	$ 889,091
Other Funding	$ 1,167,611	$ 1,167,611	$ -
Total Budget	**$ 28,519,103**	**$ 29,408,194**	**$ 889,091**
$ per pupil	$ 9,472	$ 9,453	$ (19)

$38,170

Summary

The LHS's funding increased due to weights and an enrollment increase.

Lowell High School School Year 20-21 Budget	Last year's staff	Required minimum	Budgeted Staff	Check: Sufficient Staff?	Average Salary + Benefits	Amount	
			Budget in blank cells			$ 0	SSC notes
Positions in navy blue have been HS-only in the past			Gray cells are budgeted for you			$29,408,194	
2100 Principal's Office:							
Principal/Coordinator	0.00	0.00		*Yes*	$ 140,268	$ -	
Headmaster	1.00	1.00	1.00	*Yes*	$ 173,680	$ 173,679.84	
Assistant Principal	0.00			*Yes*	$ 128,579	$ -	
House Deans	4.00		4.00	*Yes*	$ 141,596	$ 566,385.54	
Administrative Assistant	7.00	1.00	12.00	*Yes*	$ 56,107	$ 673,286.40	
	12.00	2.00	17.00			$ 1,413,351.78	
Coaches:							
Math Resource Teacher	0.00			*Yes*	$ 93,512	$ -	
Literacy Specialist	0.00	0.00		*Yes*	$ 97,985	$ -	
Instructional Specialist	1.00	1.00	1.00	*Yes*	$ 97,985	$ 97,985.00	
Additional professional development coaches				*Yes*	$ 97,985	$ -	
	1.00	1.00	1.00			$ 97,985.00	
General Education Teachers:							
Classroom Teachers							
PreSchool Teachers	0.00	0.00		*Yes*	$ 93,512	$ -	
Kindergarten Teachers	0.00	0.00		*Yes*	$ 93,512	$ -	
1st Grade Teachers	0.00	*see below*		*see below*	$ 93,512	$ -	
2nd Grade Teachers	0.00	*see below*		*see below*	$ 93,512	$ -	
3rd Grade Teachers	0.00	*see below*		*see below*	$ 93,512	$ -	
4th Grade Teachers	0.00	*see below*		*see below*	$ 93,512	$ -	
5th Grade Teachers	0.00	*see below*		*see below*	$ 93,512	$ -	
6th Grade Teachers	0.00	*see below*		*see below*	$ 93,512	$ -	
7th Grade Teachers	0.00	*see below*		*see below*	$ 93,512	$ -	
8th Grade Teachers	0.00	*see below*		*see below*	$ 93,512	$ -	
Loopers	0.00	*see below*		*see below*	$ 93,512	$ -	
All Grades 1-8 Teachers	*0.00*	*0.00*	*0.00*	*Yes*			
Allied Arts							
Art	4.00		4.00	*Yes*	$ 93,512	$ 374,048.00	
Music	4.00		4.00	*Yes*	$ 93,512	$ 374,048.00	
Physical Education	9.00	1.00	9.00	*Yes*	$ 93,512	$ 841,608.00	
Technology Ed	0.00			*Yes*	$ 93,512	$ -	
Drama	0.00			*Yes*	$ 93,512	$ -	
ITS	0.00			*Yes*	$ 93,512	$ -	
Content Literacy	0.00			*Yes*	$ 93,512	$ -	
Health	6.00		7.00	*Yes*	$ 93,512	$ 654,584.00	Added one Health Teacher
Dance	3.00		3.00	*Yes*	$ 93,512	$ 280,536.00	
Library/Media Specialist	1.00		1.00	*Yes*	$ 108,442	$ 108,441.78	
Other (Freshman Academy Core Teachers)	0.00		4.00	*Yes*	$ 93,512	$ 374,048.00	Added 4 CORE Teachers, MA, SCI, SS, ELA
Subject Teachers (High school only)							
Math Teachers	27.00	*see below*	27.00	*see below*	$ 93,512	$ 2,524,824.00	
Science Teachers	26.00	*see below*	26.00	*see below*	$ 93,512	$ 2,431,312.00	
Social Studies Teachers	25.00	*see below*	25.00	*see below*	$ 93,512	$ 2,337,800.00	
English	29.00	*see below*	28.00	*see below*	$ 93,512	$ 2,618,336.00	
Foreign Language	17.00	*see below*	17.00	*see below*	$ 93,512	$ 1,589,704.00	
All HS Subject Teachers	*0.00*			*Yes*			
In House Suspension	1.00		1.00	*Yes*	$ 93,512	$ 93,512.00	Learning Center
Consumer Science	3.00		3.00	*Yes*	$ 93,512	$ 280,536.00	
Business	4.00		5.00	*Yes*	$ 93,512	$ 467,560.00	
Video Production	1.00		1.00	*Yes*	$ 93,512	$ 93,512.00	
ROTC	4.00		4.00	*Yes*	$ 93,512	$ 374,048.00	
All General Education Teachers	164.00		169.00			$ 15,818,457.78	
							1 FTE Data Processing
Paraprofessionals:							

Lowell High School	Last year's staff	Required minimum	Budgeted Staff	Check: Sufficient Staff?	Average Salary + Benefits	Amount	
Mainstream Paras							
Preschool Para	0.00	0.00		*Yes*	$ 37,989	$ -	
Kindergarten Para	0.00	0.00		*Yes*	$ 37,989	$ -	
Mainstream Paras	0.00		1.00	*Yes*	$ 37,989	$ 37,989.25	One less para to support the ROTC budget and
All General Education Paras	0.00	0.00	1.00			**$ 37,989.25**	
Special Programs							
Special Education	If you plan to change special education staffing, contact Mike Lovato by 3/16/2020						
Adjustment Teachers	7.00		7.00	*No change*	$ 93,512	$ 654,584.00	
LEAP Teachers	8.00		8.00	*No change*	$ 93,512	$ 748,096.00	
CSA Teachers	2.00		2.00	*No change*	$ 93,512	$ 187,024.00	
Other Special Ed Teachers	13.00		14.00	*Contact Mike Lovato*	$ 93,512	$ 1,309,168.00	Added one SPED transitional teacher
				No change			
Special Education Classroom Paras	25.00		23.00	*Contact Mike Lovato*	$ 37,989	$ 873,752.75	Down two paras with the add of one teacher
504 /1to1	3.00	*Provided outside of SSB*	3.00	*Provided outside of SSB*	$ 37,989	$ 113,968	
English Language Learners							
ELL Teachers	16.00	18.00	16.00	*Please budget additional staff*	$ 93,512	$ 1,496,192.00	
ELL Para	0.00			*Yes*	$ 37,989	$ -	
ELL Tutor (Title III)	2.00	*Provided outside of SSB*	2.00	*Provided outside of SSB*	$ 15,750	$ 31,500	
All Special Programs Teachers & Paras	76.00	18.00	75.00			**$ 5,414,285**	
Student Support:							
Guidance Counselor	13.00		14.00	*Yes*	$ 107,539	$ 1,505,543.20	Added one Career Counselor
Social Worker	4.00	*Provided outside of SSB*	4.00	*Provided outside of SSB*	$ 109,292	$ 437,169	
Additional social workers	0.00			*Yes*	$ 109,292	$ -	
SEL Tutors: 18 hrs/week	0.00			*Yes*	$ 18,900	$ -	
Tutors: 18 hrs/week	0.00			*Yes*	$ 18,900	$ -	
Tutors: 15 hrs/week (Title I)	9.00		8.00	*Yes*	$ 14,850	$ 118,800.00	
Parent Liaisons: Stipended (Title I)	1.00		2.00	*Yes*	$ 3,000	$ 6,000.00	
Parent Liaisons: 18 hrs/week (Title I)	1.00		1.00	*Yes*	$ 11,340	$ 11,340.00	
Parent Liaison, full time	1.00		1.00	*Yes*	$ 43,091	$ 43,091.50	
	29.00	0.00	30.00			**$ 2,121,943**	
Facilities							
Security Guards	9.00	0.00	8.00	*Yes*	$ 52,525	$ 420,197	
Custodians	17.00		17.00	*Yes*	$ 56,107	$ 953,822	
	26.00	0.00	25.00			**$ 1,374,019**	
High School-Specific Positions							
Coordinator of Student Support Services	1.00		1.00	*Yes*	$ 146,910	$ 146,909.7	
Discipline & Operations Specialist	1.00		1.00	*Yes*	$ 126,737	$ 126,736.8	
Academic Chairs	8.00		8.00	*Yes*	$ 135,109	$ 1,080,871.6	
Director of the Freshman Academy	1.00		1.00	*Yes*	$ 137,155	$ 137,154.9	
Student Services Specialist - Freshman Academy	1.00		2.00	*Yes*	$ 117,796	$ 235,593.0	Added one Student Support Specialist
Bursar/Financial Specialist	1.00			*Yes*	$ 58,072	$ -	
Clerk Schedulers	5.00		5.00	*Yes*	$ 53,208	$ 266,039.4	
Administrator of Athletics	0.50			*Yes*	$ 141,671	$ -	
Student Activity Advisor	0.00		1.00	*Yes*	$ 96,122	$ 96,122.3	
	18.50	0.00	19.00			**$ 2,089,427.79**	
Other Positions							
Other (Please describe)	0.00			*Yes*	See James Hall and Linus Guillory to estimate salary + benefits		
Other (Please describe)	0.00			*Yes*	See James Hall and Linus Guillory t	$ -	
	0.00		0.00			**$ -**	
Total Staffing							
	326.50		337.00			$ 28,367,459	
Non-Personnel							
Instructional Supplies	$ 282,910		$ 302,121	*Yes*		$ 302,121.00	
Stipends	$ -		$ 25,700	*Yes*		$ 25,700.00	7 Lead Teachers - MA, SCI, SS, ELA, SPED,
Enrichment	$ -			*Yes*		$ -	

Lowell High School

	Last year's staff	Required minimum	Budgeted Staff	Check: Sufficient Staff?	Average Salary + Benefits	Amount
Athletics: Coaches	$ 537,168			*Yes*		$ -
Athletics: Contracted Services	$ 115,326		$ 115,326	*Yes*		$ 115,326.00
Athletics: Transportation	$ 117,000		$ 117,000	*Yes*		$ 117,000.00
Athletics: Supplies & Uniforms	$ 134,000		$ 134,000	*Yes*		$ 134,000.00
Athletics: Rental Fees	$ 41,000		$ 41,000	*Yes*		$ 41,000.00
Student Activity Stipends	$ 149,300		$ 149,300	*Yes*		$ 149,300.00
Student Activity Supplies	$ 34,000		$ 34,000	*Yes*		$ 34,000.00
Dual Enrollment	$ 45,000	*Provided outside of SSB*	$ 45,000	*Provided outside of SSB*		$ 45,000.00
SCORE Peer Mediation	$ 35,000	*Provided outside of SSB*	$ 35,000	*Provided outside of SSB*		$ 35,000.00
Band camp	$ 1,800	*Provided outside of SSB*	$ 1,800	*Provided outside of SSB*		$ 1,800.00
Choral supplies	$ 2,500	*Provided outside of SSB*	$ 2,500	*Provided outside of SSB*		$ 2,500.00
Jr. Air Force ROTC Supplies & Equip.	$ 10,000		$ 10,000	*Yes*		$ 10,000.00
Other (Curriculum)			$ 27,988	*Yes*		$ 27,988.00
	$ 1,505,003		$ 1,040,735			**$ 1,040,735.00**

Title I Review

Coaches	1.00	1.00	1.00	*See below*	$ 97,985	$ 97,985
Parent Liaisons: Stipended	1.00		2.00	*See below*	$ 3,000	$ 6,000
Parent Liaisons: 18 hrs/week	1.00		1.00	*See below*	$ 11,340	$ 11,340
Tutors: 15 hrs/wk	9.00		8.00	*See below*	$ 14,850	$ 118,800
Total Title I Allocation	$ 234,635	$ 234,635	*$ 12*	*'ou have used 100% of your Title I budget*		**$ 234,125**

Total Budget

	$ 29,408,194

S. Christa McAuliffe Elementary School

School Year 20-21 Budget

Category	Students	Weight	Amount
Weights			
All students	490.4	$4,500	$2,206,800
Economically disadvantaged	336.0	$1,575	$529,200
Low incoming performance	0.0	$900	$0
Grades PreK-3	400.4	$1,575	$630,630
Grade 9	0.0	$3,750	$0
ELL below Level 3	45.0	$2,750	$123,750
ELL Level 3 and above	69.0	$1,400	$96,600
SWD substantially separate	27.0	$22,500	$607,500
SWD inclusion/language	53.0	$6,250	$331,250
Baseline			
ELL Baseline			$0
SWD Baseline			$0
General Ed Baseline			$0
Other Policies			
Transition amount			$0
Budget Exceptions			$0 Exception Reason:
FSF Total			
			$4,525,730
Funding from outside FSF			
Title I			$ 160,385
Other positions provided outside of FSF			$ 390,967
Total funding			
			$5,077,082

Comparison to previous year budget

Year	19-20	20-21	Change
Enrollment	491	490	-1
FSF Budget	$ 4,487,560	$4,525,730	$ 38,170
Other Funding	$ 551,352	$ 551,352	$ -
Total Budget	**$ 5,038,912**	**$ 5,077,082**	**$ 38,170**
$ per pupil	$ 10,263	$ 10,353	$ 90

Summary

The McAuliffe's funding increased due to weights.

S. Christa McAuliffe Elementary School
School Year 20-21 Budget

Positions in navy blue have been HS-only in the past

	Last year's staff	Required minimum	Budgeted Staff	Check: Sufficient Staff?	Average Salary + Benefits	Amount	Notes
			Budget in blank cells			$ (0)	Amount remaining to budget
			Gray cells are budgeted for you			$5,077,082	Total Allocation, All Sources
2100 Principal's Office:							
Principal/Coordinator	1.00	1.00	1.00	*Yes*	$ 140,268	$ 140,268.00	
Headmaster	0.00	0.00		*Yes*	$ 173,680		
Assistant Principal	1.00		1.00	*Yes*	$ 128,579	$ 128,579.00	
House Deans	0.00			*Yes*	$ 141,596		
Administrative Assistant	1.00	1.00	1.00	*Yes*	$ 56,107	$ 56,107.20	
	3.00	2.00	3.00			$ 324,954.20	
Coaches:							
Math Resource Teacher	1.00		1.00	*Yes*	$ 93,512	$ 93,512.00	
Literacy Specialist	1.00	1.00	1.00	*Yes*	$ 97,985	$ 97,985.00	
Instructional Specialist	0.00	0.00		*Yes*	$ 97,985	$ -	
Additional professional development coaches				*Yes*	$ 97,985	$ -	
	2.00	1.00	2.00			$ 191,497.00	
General Education Teachers:							
Classroom Teachers							
PreSchool Teachers	2.00	2.00	2.00	*Yes*	$ 93,512	$ 187,024.00	
Kindergarten Teachers	4.00	3.00	4.00	*Yes*	$ 93,512	$ 374,048.00	
1st Grade Teachers	4.00	*see below*	4.00	*see below*	$ 93,512	$ 374,048.00	
2nd Grade Teachers	4.00	*see below*	4.00	*see below*	$ 93,512	$ 374,048.00	
3rd Grade Teachers	4.00	*see below*	4.00	*see below*	$ 93,512	$ 374,048.00	
4th Grade Teachers	4.00	*see below*	4.00	*see below*	$ 93,512	$ 374,048.00	
5th Grade Teachers	0.00	*see below*		*see below*	$ 93,512	$ -	
6th Grade Teachers	0.00	*see below*		*see below*	$ 93,512	$ -	
7th Grade Teachers	0.00	*see below*		*see below*	$ 93,512	$ -	
8th Grade Teachers	0.00	*see below*		*see below*	$ 93,512	$ -	
Loopers	0.00	*see below*		*see below*	$ 93,512	$ -	
All Grades 1-8 Teachers	*16.00*	*14.00*	*16.00*	*Yes*			
Allied Arts							
Art	1.00		1.00	*Yes*	$ 93,512	$ 93,512.00	
Music	1.00		1.00	*Yes*	$ 93,512	$ 93,512.00	
Physical Education	1.00	1.00	1.00	*Yes*	$ 93,512	$ 93,512.00	
Technology Ed	0.00			*Yes*	$ 93,512	$ -	
Drama	0.00			*Yes*	$ 93,512	$ -	
ITS	0.00			*Yes*	$ 93,512	$ -	
Content Literacy	1.00		1.00	*Yes*	$ 93,512	$ 93,512.00	
Health	0.00			*Yes*	$ 93,512	$ -	
Dance	0.00			*Yes*	$ 93,512	$ -	
Library/Media Specialist	0.00			*Yes*	$ 108,442	$ -	
Other	0.00			*Yes*	$ 93,512	$ -	
Subject Teachers (High school only)							
Math Teachers	0.00	*see below*		*see below*	$ 93,512	$ -	
Science Teachers	0.00	*see below*		*see below*	$ 93,512	$ -	
Social Studies Teachers	0.00	*see below*		*see below*	$ 93,512	$ -	
English	0.00	*see below*		*see below*	$ 93,512	$ -	
Foreign Language	0.00	*see below*		*see below*	$ 93,512	$ -	
All HS Subject Teachers	*0.00*	0.00		*Yes*			
In House Suspension	0.00			*Yes*	$ 93,512	$ -	
Consumer Science	0.00			*Yes*	$ 93,512	$ -	
Business	0.00			*Yes*	$ 93,512	$ -	
Video Production	0.00			*Yes*	$ 93,512	$ -	
ROTC	0.00			*Yes*	$ 93,512	$ -	
All General Education Teachers	26.00		26.00			$ 2,431,312.00	

S. Christa McAuliffe Elementary School	Last year's staff	Required minimum	Budgeted Staff	Check: Sufficient Staff?	Average Salary + Benefits	Amount	Notes
Paraprofessionals:							
Mainstream Paras							
Preschool Para	2.00	2.00	2.00	*Yes*	$ 37,989	$ 75,978.50	
Kindergarten Para	4.00	3.00	4.00	*Yes*	$ 37,989	$ 151,957.00	
Mainstream Paras	5.00		5.00	*Yes*	$ 37,989	$ 189,946.25	
All General Education Paras	11.00	5.00	11.00			**$ 417,881.75**	
Special Programs							
Special Education	If you plan to change special education staffing, contact Mike Lovato by 3/16/2020						
Adjustment Teachers	0.00			*No change*	$ 93,512	$ -	
LEAP Teachers	0.00			*No change*	$ 93,512	$ -	
CSA Teachers	0.00		0.00	*No change*	$ 93,512	$ -	
Other Special Ed Teachers	7.00		8.00	*Contact Mike Lovato*	$ 93,512	$ 748,096.00	
				No change			
Special Education Classroom Paras	1.00		1.00	*No change*	$ 37,989	$ 37,989.25	
504 /1to1	7.00	*Provided outside of SSB*	7.00	*Provided outside of SSB*	$ 37,989	$ 265,925	
English Language Learners							
ELL Teachers	2.00	2.00	2.00	*Yes*	$ 93,512	$ 187,024.00	
ELL Para	1.00		1.00	*Yes*	$ 37,989	$ 37,989.25	
ELL Tutor (Title III)	1.00	*Provided outside of SSB*	1.00	*Provided outside of SSB*	$ 15,750	$ 15,750	
All Special Programs Teachers & Paras	19.00	2.00	20.00			**$ 1,292,773**	
Student Support:							
Guidance Counselor	0.00			*Yes*	$ 107,539	$ -	
Social Worker	1.00	*Provided outside of SSB*	1.00	*Provided outside of SSB*	$ 109,292	$ 109,292	
Additional social workers	0.00			*Yes*	$ 109,292	$ -	
SEL Tutors: 18 hrs/week	0.00			*Yes*	$ 18,900	$ -	
Tutors: 18 hrs/week	0.00			*Yes*	$ 18,900	$ -	
Tutors: 15 hrs/week (Title I)	4.00		4.00	*Yes*	$ 14,850	$ 59,400.00	
Parent Liaisons: Stipended (Title I)	1.00		1.00	*Yes*	$ 3,000	$ 3,000.00	
Parent Liaisons: 18 hrs/week (Title I)	0.00			*Yes*	$ 11,340	$ -	
Parent Liaison, full time	0.00			*Yes*	$ 43,091	$ -	
	6.00	0.00	6.00			**$ 171,692**	
Facilities							
Security Guards	0.00	0.00		*Yes*	$ 52,525	$ -	
Custodians	3.00		3.00	*Yes*	$ 56,107	$ 168,322	
	3.00	0.00	3.00			**$ 168,322**	
High School-Specific Positions							
Coordinator of Student Support Services	0.00			*Yes*	$ 146,910	$ -	
Discipline & Operations Specialist	0.00			*Yes*	$ 126,737	$ -	
Academic Chairs	0.00			*Yes*	$ 135,109	$ -	
Director of the Freshman Academy	0.00			*Yes*	$ 137,155	$ -	
Student Services Specialist - Freshman Academy	0.00			*Yes*	$ 117,796	$ -	
Bursar/Financial Specialist	0.00			*Yes*	$ 58,072	$ -	
Clerk Schedulers	0.00			*Yes*	$ 53,208	$ -	
Administrator of Athletics	0.00			*Yes*	$ 141,671	$ -	
Student Activity Advisor	0.00			*Yes*	$ 96,122	$ -	
	0.00	0.00	0.00			**$ -**	
Other Positions							
Other (Please describe)	0.00			*Yes*	See James Hall and Linus Guillory t	$ -	
Other (Please describe)	0.00			*Yes*	See James Hall and Linus Guillory t	$ -	
	0.00		0.00			**$ -**	
Total Staffing							
	70.00		71.00			$ 4,998,432	
Non-Personnel							
Instructional Supplies	$ 39,280		$ 67,950	*Yes*		$ 67,950.00	Techonology ($22,499), PD ($2671), Contracted Services ($3500)

S. Christa McAuliffe Elementary School	Last year's staff	Required minimum	Budgeted Staff	Check: Sufficient Staff?	Average Salary + Benefits	Amount	Notes
STEM Lead Stipends	$ -		$ 3,600	*Yes*		$ 3,600.00	
Enrichment	$ -			*Yes*		$ -	
Athletics: Coaches	$ -			*Yes*		$ -	
Athletics: Contracted Services	$ -			*Yes*		$ -	
Athletics: Transportation	$ -			*Yes*		$ -	
Athletics: Supplies & Uniforms	$ -			*Yes*		$ -	
Athletics: Rental Fees	$ -			*Yes*		$ -	
Student Activity Stipends	$ -			*Yes*		$ -	
Student Activity Supplies	$ -			*Yes*		$ -	
Dual Enrollment	$ -	*Provided outside of SSB*	$ -	*Provided outside of SSB*		$ -	
SCORE Peer Mediation	$ -	*Provided outside of SSB*	$ -	*Provided outside of SSB*		$ -	
Band camp	$ -	*Provided outside of SSB*	$ -	*Provided outside of SSB*		$ -	
Choral supplies	$ -	*Provided outside of SSB*	$ -	*Provided outside of SSB*		$ -	
Jr. Air Force ROTC Supplies & Equip.	$ -			*Yes*		$ -	
Other (describe in column H)			$ 7,100	*Yes*		$ 7,100.00	ST Math Fee ($3500), EL Lead Stipend ($3600)
	$ 39,280		$ 78,650			**$ 78,650.00**	

Title I Review							
Coaches	1.00	1.00	1.00	*See below*	$ 97,985	$ 97,985	
Parent Liaisons: Stipended	1.00		1.00	*See below*	$ 3,000	$ 3,000	
Parent Liaisons: 18 hrs/week	0.00		0.00	*See below*	$ 11,340	$ -	
Tutors: 15 hrs/wk	4.00		4.00	*See below*	$ 14,850	$ 59,400	
Total Title I Allocation	$ 160,385	$ 160,385	*6.0*	*Yes*		**$ 160,385**	

Total Budget	
	$ 5,077,082

Joseph McAvinnue Elementary School

School Year 20-21 Budget

Category	Students	Weight	Amount
Weights			
All students	471.8	$4,500	$2,123,100
Economically disadvantaged	316.0	$1,575	$497,700
Low incoming performance	0.0	$900	$0
Grades PreK-3	379.8	$1,575	$598,185
Grade 9	0.0	$3,750	$0
ELL below Level 3	70.0	$2,750	$192,500
ELL Level 3 and above	83.0	$1,400	$116,200
SWD substantially separate	24.0	$22,500	$540,000
SWD inclusion/language	38.0	$6,250	$237,500
Baseline			
ELL Baseline			$0
SWD Baseline			$0
General Ed Baseline			$0
Other Policies			
Transition amount			$407,961
Budget Exceptions			$0
FSF Total			
			$4,713,146
Funding from outside FSF			
Title I			$ 168,725
Other positions provided outside of FSF			$ 125,042
Total funding			
			$5,006,913

Reduced by the 1 GC overstated in current yr allocation

Exception Reason:

Comparison to previous year budget

Year	19-20	20-21	Change
Enrollment	472	472	0
FSF Budget	$ 4,713,146	$4,713,146	$ -
Other Funding	$ 293,767	$ 293,767	$ -
Total Budget	**$ 5,006,913**	**$5,006,913**	**$ -**
$ per pupil	$ 10,608	$ 10,612	$ 4

Summary

The McAvinnue's funding decreased due to weights but was supplemented by transition policy.

Joseph McAvinnue Elementary School School Year 20-21 Budget	Last year's staff	Required minimum	Budgeted Staff	Check: Sufficient Staff?	Average Salary + Benefits	Amount	Notes
			Budget in blank cells			$ 0	Amount remaining to budget
Positions in navy blue have been HS-only in the past			Gray cells are budgeted for you			$5,006,913	Total Allocation, All Sources
2100 Principal's Office:							
Principal/Coordinator	1.00	1.00	1.00	*Yes*	$ 140,268	$ 140,268.00	
Headmaster	0.00	0.00		*Yes*	$ 173,680		
Assistant Principal	1.00		1.00	*Yes*	$ 128,579	$ 128,579.00	
House Deans	0.00			*Yes*	$ 141,596		
Administrative Assistant	1.00	1.00	1.00	*Yes*	$ 56,107	$ 56,107.20	
	3.00	2.00	3.00			$ 324,954.20	
Coaches:							
Math Resource Teacher	1.00		1.00	*Yes*	$ 93,512	$ 93,512.00	
Literacy Specialist	1.00	1.00	1.00	*Yes*	$ 97,985	$ 97,985.00	
Instructional Specialist	0.00	0.00		*Yes*	$ 97,985	$ -	
Additional professional development coaches				*Yes*	$ 97,985	$ -	
	2.00	1.00	2.00			$ 191,497.00	
General Education Teachers:							
Classroom Teachers							
PreSchool Teachers	1.00	1.00	1.00	*Yes*	$ 93,512	$ 93,512.00	
Kindergarten Teachers	4.00	3.00	4.00	*Yes*	$ 93,512	$ 374,048.00	
1st Grade Teachers	4.00	*see below*	4.00	*see below*	$ 93,512	$ 374,048.00	
2nd Grade Teachers	4.00	*see below*	4.00	*see below*	$ 93,512	$ 374,048.00	
3rd Grade Teachers	4.00	*see below*	4.00	*see below*	$ 93,512	$ 374,048.00	
4th Grade Teachers	4.00	*see below*	4.00	*see below*	$ 93,512	$ 374,048.00	
5th Grade Teachers	0.00	*see below*		*see below*	$ 93,512	$ -	
6th Grade Teachers	0.00	*see below*		*see below*	$ 93,512	$ -	
7th Grade Teachers	0.00	*see below*		*see below*	$ 93,512	$ -	
8th Grade Teachers	0.00	*see below*		*see below*	$ 93,512	$ -	
Loopers	0.00	*see below*		*see below*	$ 93,512	$ -	
All Grades 1-8 Teachers	*16.00*	*14.00*	*16.00*	*Yes*			
Allied Arts							
Art	1.00		1.00	*Yes*	$ 93,512	$ 93,512.00	
Music	1.00		1.00	*Yes*	$ 93,512	$ 93,512.00	
Physical Education	1.00	1.00	1.00	*Yes*	$ 93,512	$ 93,512.00	
Technology Ed	0.00			*Yes*	$ 93,512	$ -	
Drama	0.00			*Yes*	$ 93,512	$ -	
ITS	0.00			*Yes*	$ 93,512	$ -	
Content Literacy	1.00		1.00	*Yes*	$ 93,512	$ 93,512.00	
Health	0.00			*Yes*	$ 93,512	$ -	
Dance	0.00			*Yes*	$ 93,512	$ -	
Library/Media Specialist	0.00			*Yes*	$ 108,442	$ -	
Other	0.00			*Yes*	$ 93,512	$ -	
Subject Teachers (High school only)							
Math Teachers	0.00	*see below*		*see below*	$ 93,512	$ -	
Science Teachers	0.00	*see below*		*see below*	$ 93,512	$ -	
Social Studies Teachers	0.00	*see below*		*see below*	$ 93,512	$ -	
English	0.00	*see below*		*see below*	$ 93,512	$ -	
Foreign Language	0.00	*see below*		*see below*	$ 93,512	$ -	
All HS Subject Teachers	*0.00*	0.00		*Yes*			
In House Suspension	0.00			*Yes*	$ 93,512	$ -	
Consumer Science	0.00			*Yes*	$ 93,512	$ -	
Business	0.00			*Yes*	$ 93,512	$ -	
Video Production	0.00			*Yes*	$ 93,512	$ -	
ROTC	0.00			*Yes*	$ 93,512	$ -	
All General Education Teachers	25.00		25.00			$ 2,337,800.00	
Paraprofessionals:							

Joseph McAvinnue Elementary School	Last year's staff	Required minimum	Budgeted Staff	Check: Sufficient Staff?	Average Salary + Benefits	Amount	Notes
Mainstream Paras							
Preschool Para	1.00	1.00	1.00	*Yes*	$ 37,989	$ 37,989.25	
Kindergarten Para	4.00	3.00	4.00	*Yes*	$ 37,989	$ 151,957.00	
Mainstream Paras	4.00		4.00	*Yes*	$ 37,989	$ 151,957.00	
All General Education Paras	9.00	4.00	9.00			**$ 341,903.25**	
Special Programs							
Special Education	If you plan to change special education staffing, contact Mike Lovato by 3/16/2020						
Adjustment Teachers	0.00			*No change*	$ 93,512	$ -	
LEAP Teachers	0.00			*No change*	$ 93,512	$ -	
CSA Teachers	3.00		3.00	*No change*	$ 93,512	$ 280,536.00	
Other Special Ed Teachers	4.00		4.00	*No change*	$ 93,512	$ 374,048.00	
				No change			
Special Education Classroom Paras	9.00		9.00	*No change*	$ 37,989	$ 341,903.25	
504 /1to1	0.00	*Provided outside of SSB*	0.00	*Provided outside of SSB*	$ 37,989	$ -	
English Language Learners							
ELL Teachers	2.60	3.00	3.00	*Yes*	$ 93,512	$ 280,536.00	
ELL Para	2.00		2.00	*Yes*	$ 37,989	$ 75,978.50	
ELL Tutor (Title III)	1.00	*Provided outside of SSB*	1.00	*Provided outside of SSB*	$ 15,750	$ 15,750	
All Special Programs Teachers & Paras	21.60	3.00	22.00			**$ 1,368,752**	
Student Support:							
Guidance Counselor	0.00			*Yes*	$ 107,539	$ -	
Social Worker	1.00	*Provided outside of SSB*	1.00	*Provided outside of SSB*	$ 109,292	$ 109,292	
Additional social workers	0.00			*Yes*	$ 109,292	$ -	
SEL Tutors: 18 hrs/week	0.00			*Yes*	$ 18,900	$ -	
Tutors: 18 hrs/week	0.00			*Yes*	$ 18,900	$ -	
Tutors: 15 hrs/week (Title I)	4.00		5.00	*Yes*	$ 14,850	$ 74,250.00	
Parent Liaisons: Stipended (Title I)	0.00			*Yes*	$ 3,000	$ -	
Parent Liaisons: 18 hrs/week (Title I)	1.00		1.00	*Yes*	$ 11,340	$ 11,340.00	
Parent Liaison, full time	0.00			*Yes*	$ 43,091	$ -	
	6.00	0.00	7.00			**$ 194,882**	
Facilities							
Security Guards	0.00	0.00		*Yes*	$ 52,525	$ -	
Custodians	3.00		3.00	*Yes*	$ 56,107	$ 168,322	
	3.00	0.00	3.00			**$ 168,322**	
High School-Specific Positions							
Coordinator of Student Support Services	0.00			*Yes*	$ 146,910	$ -	
Discipline & Operations Specialist	0.00			*Yes*	$ 126,737	$ -	
Academic Chairs	0.00			*Yes*	$ 135,109	$ -	
Director of the Freshman Academy	0.00			*Yes*	$ 137,155	$ -	
Student Services Specialist - Freshman Academy	0.00			*Yes*	$ 117,796	$ -	
Bursar/Financial Specialist	0.00			*Yes*	$ 58,072	$ -	
Clerk Schedulers	0.00			*Yes*	$ 53,208	$ -	
Administrator of Athletics	0.00			*Yes*	$ 141,671	$ -	
Student Activity Advisor	0.00			*Yes*	$ 96,122	$ -	
	0.00	0.00	0.00			**$ -**	
Other Positions							
Other (Please describe)	0.00			*Yes*	See James Hall and Linus Guillory t	$ -	
Other (Please describe)	0.00			*Yes*	See James Hall and Linus Guillory t	$ -	
	0.00		0.00			**$ -**	
Total Staffing							
	69.60		71.00			$ 4,928,110	
Non-Personnel							
Instructional Supplies	$ 37,760		$ 78,803	*Yes*		$ 78,803.00	

Joseph McAvinnue Elementary School	Last year's staff	Required minimum	Budgeted Staff	Check: Sufficient Staff?	Average Salary + Benefits	Amount	Notes
STEM Lead Stipends	$ -			*Yes*		$ -	
Enrichment	$ -			*Yes*		$ -	
Athletics: Coaches	$ -			*Yes*		$ -	
Athletics: Contracted Services	$ -			*Yes*		$ -	
Athletics: Transportation	$ -			*Yes*		$ -	
Athletics: Supplies & Uniforms	$ -			*Yes*		$ -	
Athletics: Rental Fees	$ -			*Yes*		$ -	
Student Activity Stipends	$ -			*Yes*		$ -	
Student Activity Supplies	$ -			*Yes*		$ -	
Dual Enrollment	$ -	*Provided outside of SSB*	$ -	*Provided outside of SSB*		$ -	
SCORE Peer Mediation	$ -	*Provided outside of SSB*	$ -	*Provided outside of SSB*		$ -	
Band camp	$ -	*Provided outside of SSB*	$ -	*Provided outside of SSB*		$ -	
Choral supplies	$ -	*Provided outside of SSB*	$ -	*Provided outside of SSB*		$ -	
Jr. Air Force ROTC Supplies & Equip.	$ -			*Yes*		$ -	
Other (describe in column H)				*Yes*		$ -	
	$ 37,760		$ 78,803			**$ 78,803.00**	

Title I Review							
Coaches	1.00	1.00	1.00	*See below*	$ 97,985	$ 97,985	
Parent Liaisons: Stipended	0.00		0.00	*See below*	$ 3,000	$ -	
Parent Liaisons: 18 hrs/week	1.00		1.00	*See below*	$ 11,340	$ 11,340	
Tutors: 15 hrs/wk	4.00		4.00	*See below*	$ 14,850	$ 59,400	
Total Title I Allocation	$ 168,725	$ 168,725	*6*	*Yes*		**$ 168,725**	

Total Budget	
	$ 5,006,913

Moody Elementary School

School Year 20-21 Budget

Category	Students	Weight	Amount
Weights			
All students	202.9	$4,500	$913,050
Economically disadvantaged	146.0	$1,575	$229,950
Low incoming performance	0.0	$900	$0
Grades PreK-3	162.9	$1,575	$256,568
Grade 9	0.0	$3,750	$0
ELL below Level 3	50.0	$2,750	$137,500
ELL Level 3 and above	46.0	$1,400	$64,400
SWD substantially separate	0.0	$22,500	$0
SWD inclusion/language	19.0	$6,250	$118,750
Baseline			
ELL Baseline			$0
SWD Baseline			$0
General Ed Baseline			$462,110
Other Policies			
Transition amount			$0
Budget Exceptions			$0 Exception Reason:
FSF Total			
			$2,182,327
Funding from outside FSF			
Title I			$ 145,535
Other positions provided outside of FSF			$ 15,750
Total funding			
			$2,343,612

Comparison to previous year budget

Year	19-20	20-21	Change
Enrollment	225	203	-22
FSF Budget	$ 2,182,327	$2,182,327	$ -
Other Funding	$ 161,285	$ 161,285	$ -
Total Budget	**$ 2,343,612**	**$ 2,343,612**	**$ -**
$ per pupil	$ 10,416	$ 11,551	$ 1,135

Summary

The Moody's funding decreased due to weights but was supplemented by a small school supplement.

Moody Elementary School
School Year 20-21 Budget

Positions in navy blue have been HS-only in the past

Budget in blank cells
Gray cells are budgeted for you

	Last year's staff	Required minimum	Budgeted Staff	Check: Sufficient Staff?	Average Salary + Benefits	Amount	Notes
						$ 0	Amount remaining to budget
						$2,343,612	Total Allocation, All Sources
2100 Principal's Office:							
Principal/Coordinator	1.00	1.00	1.00	*Yes*	$ 140,268	$ 140,268.00	
Headmaster	0.00	0.00		*Yes*	$ 173,680		
Assistant Principal	0.00			*Yes*	$ 128,579	$ -	
House Deans	0.00			*Yes*	$ 141,596		
Administrative Assistant	1.00	1.00	1.00	*Yes*	$ 56,107	$ 56,107.20	
	2.00	2.00	2.00			$ 196,375.20	
Coaches:							
Math Resource Teacher	0.50			*Yes*	$ 93,512	$ -	
Literacy Specialist	1.00	1.00	1.00	*Yes*	$ 97,985	$ 97,985.00	
Instructional Specialist	0.00	0.00		*Yes*	$ 97,985	$ -	
Additional professional development coaches				*Yes*	$ 97,985	$ -	
	1.50	1.00	1.00			$ 97,985.00	
General Education Teachers:							
Classroom Teachers							
PreSchool Teachers	0.00	0.00		*Yes*	$ 93,512	$ -	
Kindergarten Teachers	2.00	1.00	2.00	*Yes*	$ 93,512	$ 187,024.00	
1st Grade Teachers	2.00	*see below*	2.00	*see below*	$ 93,512	$ 187,024.00	
2nd Grade Teachers	2.00	*see below*	2.00	*see below*	$ 93,512	$ 187,024.00	
3rd Grade Teachers	2.00	*see below*	2.00	*see below*	$ 93,512	$ 187,024.00	
4th Grade Teachers	2.00	*see below*	2.00	*see below*	$ 93,512	$ 187,024.00	
5th Grade Teachers	0.00	*see below*		*see below*	$ 93,512	$ -	
6th Grade Teachers	0.00	*see below*		*see below*	$ 93,512	$ -	
7th Grade Teachers	0.00	*see below*		*see below*	$ 93,512	$ -	
8th Grade Teachers	0.00	*see below*		*see below*	$ 93,512	$ -	
Loopers	0.00	*see below*		*see below*	$ 93,512	$ -	
All Grades 1-8 Teachers	*8.00*	*7.00*	*8.00*	*Yes*			
Allied Arts							
Art	0.80		0.80	*Yes*	$ 93,512	$ 74,809.60	
Music	0.85		0.85	*Yes*	$ 93,512	$ 79,485.20	
Physical Education	0.80	0.80	0.80	*Yes*	$ 93,512	$ 74,809.60	
Technology Ed	0.00			*Yes*	$ 93,512	$ -	
Drama	0.00			*Yes*	$ 93,512	$ -	
ITS	0.00			*Yes*	$ 93,512	$ -	
Content Literacy	1.00		1.00	*Yes*	$ 93,512	$ 93,512.00	
Health	0.00			*Yes*	$ 93,512	$ -	
Dance	0.00			*Yes*	$ 93,512	$ -	
Library/Media Specialist	0.00			*Yes*	$ 108,442	$ -	
Other	0.00			*Yes*	$ 93,512	$ -	
Subject Teachers (High school only)							
Math Teachers	0.00	*see below*		*see below*	$ 93,512	$ -	
Science Teachers	0.00	*see below*		*see below*	$ 93,512	$ -	
Social Studies Teachers	0.00	*see below*		*see below*	$ 93,512	$ -	
English	0.00	*see below*		*see below*	$ 93,512	$ -	
Foreign Language	0.00	*see below*		*see below*	$ 93,512	$ -	
All HS Subject Teachers	*0.00*	0.00		*Yes*			
In House Suspension	0.00			*Yes*	$ 93,512	$ -	
Consumer Science	0.00			*Yes*	$ 93,512	$ -	
Business	0.00			*Yes*	$ 93,512	$ -	
Video Production	0.00			*Yes*	$ 93,512	$ -	
ROTC	0.00			*Yes*	$ 93,512	$ -	
All General Education Teachers	13.45		13.45			$ 1,257,736.40	
Paraprofessionals:							

Moody Elementary School

	Last year's staff	Required minimum	Budgeted Staff	Check: Sufficient Staff?	Average Salary + Benefits	Amount	Notes
Mainstream Paras							
Preschool Para	0.00	0.00		*Yes*	$ 37,989	$ -	
Kindergarten Para	2.00	1.00	2.00	*Yes*	$ 37,989	$ 75,978.50	
Mainstream Paras	5.00		5.00	*Yes*	$ 37,989	$ 189,946.25	
All General Education Paras	7.00	1.00	7.00			**$ 265,924.75**	
Special Programs							
Special Education	If you plan to change special education staffing, contact Mike Lovato by 3/16/2020						
Adjustment Teachers	0.00			*No change*	$ 93,512	$ -	
LEAP Teachers	0.00			*No change*	$ 93,512	$ -	
CSA Teachers	0.00			*No change*	$ 93,512	$ -	
Other Special Ed Teachers	1.00		1.00	*No change*	$ 93,512	$ 93,512.00	
				No change			
Special Education Classroom Paras	1.00			*Contact Mike Lovato*	$ 37,989	$ -	
504 /1to1	0.00	*Provided outside of SSB*	0.00	*Provided outside of SSB*	$ 37,989	$ -	
English Language Learners							
ELL Teachers	1.00	2.00	2.00	*Yes*	$ 93,512	$ 187,024.00	
ELL Para	0.00			*Yes*	$ 37,989	$ -	
ELL Tutor (Title III)	1.00	*Provided outside of SSB*	1.00	*Provided outside of SSB*	$ 15,750	$ 15,750	
All Special Programs Teachers & Paras	4.00	2.00	4.00			**$ 296,286**	
Student Support:							
Guidance Counselor	0.00			*Yes*	$ 107,539	$ -	
Social Worker	0.00	*Provided outside of SSB*	0.00	*Provided outside of SSB*	$ 109,292	$ -	
Additional social workers	0.00			*Yes*	$ 109,292	$ -	
SEL Tutors: 18 hrs/week	1.00		1.00	*Yes*	$ 18,900	$ 18,900.00	
Tutors: 15 hrs/week	2.00		3.00	*Yes*	$ 14,850	$ 44,550.00	they changed this to 14,850 for 15 hours
Tutors: 15 hrs/week (Title I)	3.00		2.00	*Yes*	$ 14,850	$ 29,700.00	
Parent Liaisons: Stipended (Title I)	1.00		1.00	*Yes*	$ 3,000	$ 3,000.00	
Parent Liaisons: 18 hrs/week (Title I)	0.00			*Yes*	$ 11,340	$ -	
Parent Liaison, full time	0.00			*Yes*	$ 43,091	$ -	
	7.00	0.00	7.00			**$ 96,150**	
Facilities							
Security Guards	0.00	0.00		*Yes*	$ 52,525	$ -	
Custodians	2.00		2.00	*Yes*	$ 56,107	$ 112,214	
	2.00	0.00	2.00			**$ 112,214**	
High School-Specific Positions							
Coordinator of Student Support Services	0.00			*Yes*	$ 146,910	$ -	
Discipline & Operations Specialist	0.00			*Yes*	$ 126,737	$ -	
Academic Chairs	0.00			*Yes*	$ 135,109	$ -	
Director of the Freshman Academy	0.00			*Yes*	$ 137,155	$ -	
Student Services Specialist - Freshman Academy	0.00			*Yes*	$ 117,796	$ -	
Bursar/Financial Specialist	0.00			*Yes*	$ 58,072	$ -	
Clerk Schedulers	0.00			*Yes*	$ 53,208	$ -	
Administrator of Athletics	0.00			*Yes*	$ 141,671	$ -	
Student Activity Advisor	0.00			*Yes*	$ 96,122	$ -	
	0.00	0.00	0.00			**$ -**	
Other Positions							
Other (Please describe)	0.00			*Yes*	See James Hall and Linus Guillory t	$ -	
Other (Please describe)	0.00			*Yes*	See James Hall and Linus Guillory t	$ -	
	0.00		0.00			**$ -**	
Total Staffing							
	36.95		36.45			$ 2,322,672	
Non-Personnel							
Instructional Supplies	$ 18,000		$ 20,940	*Yes*		$ 20,940.00	
STEM Lead Stipends	$ -			*Yes*		$ -	
Enrichment	$ -			*Yes*		$ -	

Moody Elementary School	Last year's staff	Required minimum	Budgeted Staff	Check: Sufficient Staff?	Average Salary + Benefits	Amount	Notes
Athletics: Coaches	$ -			*Yes*		$ -	
Athletics: Contracted Services	$ -			*Yes*		$ -	
Athletics: Transportation	$ -			*Yes*		$ -	
Athletics: Supplies & Uniforms	$ -			*Yes*		$ -	
Athletics: Rental Fees	$ -			*Yes*		$ -	
Student Activity Stipends	$ -			*Yes*		$ -	
Student Activity Supplies	$ -			*Yes*		$ -	
Dual Enrollment	$ -	*Provided outside of SSB*	$ -	*Provided outside of SSB*		$ -	
SCORE Peer Mediation	$ -	*Provided outside of SSB*	$ -	*Provided outside of SSB*		$ -	
Band camp	$ -	*Provided outside of SSB*	$ -	*Provided outside of SSB*		$ -	
Choral supplies	$ -	*Provided outside of SSB*	$ -	*Provided outside of SSB*		$ -	
Jr. Air Force ROTC Supplies & Equip.	$ -			*Yes*		$ -	
Other (describe in column H)				*Yes*		$ -	
	$ 18,000		$ 20,940			**$ 20,940.00**	
Title I Review							
Coaches	1.00	1.00	1.00	*See below*	$ 97,985	$ 97,985	
Parent Liaisons: Stipended	1.00		1.00	*See below*	$ 3,000	$ 3,000	
Parent Liaisons: 18 hrs/week	0.00		0.00	*See below*	$ 11,340	$ -	
Tutors: 15 hrs/wk	3.00		3.00	*See below*	$ 14,850	$ 44,550	
Total Title I Allocation	$ 145,535	$ 145,535	*5*	*Yes*		**$ 145,535**	
Total Budget							
						$ 2,343,612	

Charles W. Morey Elementary School

School Year 20-21 Budget

Category	Students	Weight	Amount
Weights			
All students	497.9	$4,500	$2,240,550
Economically disadvantaged	226.0	$1,575	$355,950
Low incoming performance	0.0	$900	$0
Grades PreK-3	409.9	$1,575	$645,593
Grade 9	0.0	$3,750	$0
ELL below Level 3	48.0	$2,750	$132,000
ELL Level 3 and above	129.0	$1,400	$180,600
SWD substantially separate	14.0	$22,500	$315,000
SWD inclusion/language	64.0	$6,250	$400,000
Baseline			
ELL Baseline			$0
SWD Baseline			$0
General Ed Baseline			$0
Other Policies			
Transition amount			$294,246
Budget Exceptions			$0 Exception Reason:
FSF Total			
			$4,563,938
Funding from outside FSF			
Title I			$ 160,385
Other positions provided outside of FSF			$ 125,042
Total funding			
			$4,849,365

Comparison to previous year budget

Year	19-20	20-21	Change
Enrollment	498	498	0
FSF Budget	$ 4,563,938	$4,563,938	$ -
Other Funding	$ 285,427	$ 285,427	$ -
Total Budget	**$ 4,849,365**	**$ 4,849,365**	**$ -**
$ per pupil	$ 9,738	$ 9,740	$ 2

Summary

The Morey's funding was reduced due to weights but supplemented by transition policy.

Charles W. Morey Elementary School School Year 20-21 Budget	Last year's staff	Required minimum	Budgeted Staff	Check: Sufficient Staff?	Average Salary + Benefits	Amount	Notes
			Budget in blank cells			$ (0)	Amount remaining to budget
Positions in navy blue have been HS-only in the past			Gray cells are budgeted for you			$4,849,365	Total Allocation, All Sources
2100 Principal's Office:							
Principal/Coordinator	1.00	1.00	1.00	*Yes*	$ 140,268	$ 140,268.00	
Headmaster	0.00	0.00		*Yes*	$ 173,680		
Assistant Principal	1.00		1.00	*Yes*	$ 128,579	$ 128,579.00	
House Deans	0.00			*Yes*	$ 141,596		
Administrative Assistant	1.00	1.00	1.00	*Yes*	$ 56,107	$ 56,107.20	
	3.00	2.00	3.00			$ 324,954.20	
Coaches:							
Math Resource Teacher	1.00		0.50	*Yes*	$ 93,512	$ 46,756.00	
Literacy Specialist	1.00	1.00	1.00	*Yes*	$ 97,985	$ 97,985.00	
Instructional Specialist	0.00	0.00		*Yes*	$ 97,985	$ -	
Additional professional development coaches				*Yes*	$ 97,985	$ -	
	2.00	1.00	1.50			$ 144,741.00	
General Education Teachers:							
Classroom Teachers							
PreSchool Teachers	2.00	2.00	2.00	*Yes*	$ 93,512	$ 187,024.00	
Kindergarten Teachers	4.00	3.00	4.00	*Yes*	$ 93,512	$ 374,048.00	
1st Grade Teachers	4.00	*see below*	4.00	*see below*	$ 93,512	$ 374,048.00	
2nd Grade Teachers	4.00	*see below*	4.00	*see below*	$ 93,512	$ 374,048.00	
3rd Grade Teachers	4.00	*see below*	4.00	*see below*	$ 93,512	$ 374,048.00	
4th Grade Teachers	4.00	*see below*	4.00	*see below*	$ 93,512	$ 374,048.00	
5th Grade Teachers	0.00	*see below*		*see below*	$ 93,512	$ -	
6th Grade Teachers	0.00	*see below*		*see below*	$ 93,512	$ -	
7th Grade Teachers	0.00	*see below*		*see below*	$ 93,512	$ -	
8th Grade Teachers	0.00	*see below*		*see below*	$ 93,512	$ -	
Loopers	0.00	*see below*		*see below*	$ 93,512	$ -	
All Grades 1-8 Teachers	*16.00*	*14.00*	*16.00*	*Yes*			
Allied Arts							
Art	1.00		1.00	*Yes*	$ 93,512	$ 93,512.00	
Music	1.00		1.00	*Yes*	$ 93,512	$ 93,512.00	
Physical Education	1.00	1.00	1.00	*Yes*	$ 93,512	$ 93,512.00	
Technology Ed	0.00			*Yes*	$ 93,512	$ -	
Drama	0.00			*Yes*	$ 93,512	$ -	
ITS	0.00			*Yes*	$ 93,512	$ -	
Content Literacy	1.00		1.00	*Yes*	$ 93,512	$ 93,512.00	
Health	0.00			*Yes*	$ 93,512	$ -	
Dance	0.00			*Yes*	$ 93,512	$ -	
Library/Media Specialist	0.00			*Yes*	$ 108,442	$ -	
Other	0.00			*Yes*	$ 93,512	$ -	
Subject Teachers (High school only)							
Math Teachers	0.00	*see below*		*see below*	$ 93,512	$ -	
Science Teachers	0.00	*see below*		*see below*	$ 93,512	$ -	
Social Studies Teachers	0.00	*see below*		*see below*	$ 93,512	$ -	
English	0.00	*see below*		*see below*	$ 93,512	$ -	
Foreign Language	0.00	*see below*		*see below*	$ 93,512	$ -	
All HS Subject Teachers	*0.00*	0.00		*Yes*			
In House Suspension	0.00			*Yes*	$ 93,512	$ -	
Consumer Science	0.00			*Yes*	$ 93,512	$ -	
Business	0.00			*Yes*	$ 93,512	$ -	
Video Production	0.00			*Yes*	$ 93,512	$ -	
ROTC	0.00			*Yes*	$ 93,512	$ -	
All General Education Teachers	26.00		26.00			$ 2,431,312.00	

Charles W. Morey Elementary School	Last year's staff	Required minimum	Budgeted Staff	Check: Sufficient Staff?	Average Salary + Benefits	Amount	Notes
Paraprofessionals:							
Mainstream Paras							
Preschool Para	2.00	2.00	2.00	*Yes*	$ 37,989	$ 75,978.50	
Kindergarten Para	4.00	3.00	4.00	*Yes*	$ 37,989	$ 151,957.00	
Mainstream Paras	4.00		6.00	*Yes*	$ 37,989	$ 227,935.50	
All General Education Paras	10.00	5.00	12.00			**$ 455,871.00**	
Special Programs							
Special Education	If you plan to change special education staffing, contact Mike Lovato by 3/16/2020						
Adjustment Teachers	0.00			*No change*	$ 93,512	$ -	
LEAP Teachers	2.00		2.00	*No change*	$ 93,512	$ 187,024.00	
CSA Teachers	0.00			*No change*	$ 93,512	$ -	
Other Special Ed Teachers	4.00		4.00	*No change*	$ 93,512	$ 374,048.00	
				No change			
Special Education Classroom Paras	5.00		5.00	*No change*	$ 37,989	$ 189,946.25	
504 /1to1	0.00	*Provided outside of SSB*	0.00	*Provided outside of SSB*	$ 37,989	$ -	
English Language Learners							
ELL Teachers	3.00	3.00	3.00	*Yes*	$ 93,512	$ 280,536.00	
ELL Para	0.00			*Yes*	$ 37,989	$ -	
ELL Tutor (Title III)	1.00	*Provided outside of SSB*	1.00	*Provided outside of SSB*	$ 15,750	$ 15,750	
All Special Programs Teachers & Paras	15.00	3.00	15.00			**$ 1,047,304**	
Student Support:							
Guidance Counselor	0.00			*Yes*	$ 107,539	$ -	
Social Worker	1.00	*Provided outside of SSB*	1.00	*Provided outside of SSB*	$ 109,292	$ 109,292	
Additional social workers	0.00			*Yes*	$ 109,292	$ -	
SEL Tutors: 18 hrs/week	0.00			*Yes*	$ 18,900	$ -	
Tutors: 18 hrs/week	0.00			*Yes*	$ 18,900	$ 9,900.00	10hrs week tutor only amount no count on staff
Tutors: 15 hrs/week (Title I)	4.00		4.00	*Yes*	$ 14,850	$ 59,400.00	
Parent Liaisons: Stipended (Title I)	1.00		1.00	*Yes*	$ 3,000	$ 3,000.00	
Parent Liaisons: 18 hrs/week (Title I)	0.00			*Yes*	$ 11,340	$ -	
Parent Liaison, full time	0.00			*Yes*	$ 43,091	$ -	
	6.00	0.00	6.00			**$ 181,592**	
Facilities							
Security Guards	0.00	0.00		*Yes*	$ 52,525	$ -	
Custodians	3.00		3.00	*Yes*	$ 56,107	$ 168,322	
	3.00	0.00	3.00			**$ 168,322**	
High School-Specific Positions							
Coordinator of Student Support Services	0.00			*Yes*	$ 146,910	$ -	
Discipline & Operations Specialist	0.00			*Yes*	$ 126,737	$ -	
Academic Chairs	0.00			*Yes*	$ 135,109	$ -	
Director of the Freshman Academy	0.00			*Yes*	$ 137,155	$ -	
Student Services Specialist - Freshman Academy	0.00			*Yes*	$ 117,796	$ -	
Bursar/Financial Specialist	0.00			*Yes*	$ 58,072	$ -	
Clerk Schedulers	0.00			*Yes*	$ 53,208	$ -	
Administrator of Athletics	0.00			*Yes*	$ 141,671	$ -	
Student Activity Advisor	0.00			*Yes*	$ 96,122	$ -	
	0.00	0.00	0.00			**$ -**	
Other Positions							
Other (Please describe)	0.00			*Yes*	See James Hall and Linus Guillory t	$ -	
Other (Please describe)	0.00			*Yes*	See James Hall and Linus Guillory t	$ -	
	0.00		0.00			**$ -**	
Total Staffing							
	65.00		66.50			$ 4,754,096	
Non-Personnel							
Instructional Supplies	$ 39,840		$ 50,569	*Yes*		$ 50,569.00	$3500 for ST Math, $5000 to replenish classroom libraries

Charles W. Morey Elementary School	Last year's staff	Required minimum	Budgeted Staff	Check: Sufficient Staff?	Average Salary + Benefits	Amount	Notes
STEM Lead Stipends	$ -		$ 9,700	*Yes*		$ 9,700.00	1 ESL Lead, 1 Science Lead, & 1 Website Manager
Enrichment	$ -			*Yes*		$ -	
Athletics: Coaches	$ -			*Yes*		$ -	
Athletics: Contracted Services	$ -			*Yes*		$ -	
Athletics: Transportation	$ -			*Yes*		$ -	
Athletics: Supplies & Uniforms	$ -			*Yes*		$ -	
Athletics: Rental Fees	$ -			*Yes*		$ -	
Student Activity Stipends	$ -			*Yes*		$ -	
Student Activity Supplies	$ -			*Yes*		$ -	
Dual Enrollment	$ -	*Provided outside of SSB*	$ -	*Provided outside of SSB*		$ -	
SCORE Peer Mediation	$ -	*Provided outside of SSB*	$ -	*Provided outside of SSB*		$ -	
Band camp	$ -	*Provided outside of SSB*	$ -	*Provided outside of SSB*		$ -	
Choral supplies	$ -	*Provided outside of SSB*	$ -	*Provided outside of SSB*		$ -	
Jr. Air Force ROTC Supplies & Equip.	$ -			*Yes*		$ -	
Other (describe in column H)			$ 35,000	*Yes*		$ 35,000.00	professional development & technology
	$ 39,840		$ 95,269			**$ 95,269.00**	

Title I Review							
Coaches	1.00	1.00	1.00	*See below*	$ 97,985	$ 97,985	
Parent Liaisons: Stipended	1.00		1.00	*See below*	$ 3,000	$ 3,000	
Parent Liaisons: 18 hrs/week	0.00		0.00	*See below*	$ 11,340	$ -	
Tutors: 15 hrs/wk	4.00		4.00	*See below*	$ 14,850	$ 59,400	
Total Title I Allocation	$ 160,385	$ 160,385	*6*	*Yes*		**$ 160,385**	

Total Budget	
	$ 4,849,365

Charlotte M. Murkland Elementary School

School Year 20-21 Budget

Category	Students	Weight	Amount
Weights			
All students	485.6	$4,500	$2,185,200
Economically disadvantaged	355.0	$1,575	$559,125
Low incoming performance	0.0	$900	$0
Grades PreK-3	395.6	$1,575	$623,070
Grade 9	0.0	$3,750	$0
ELL below Level 3	73.0	$2,750	$200,750
ELL Level 3 and above	116.0	$1,400	$162,400
SWD substantially separate	9.0	$22,500	$202,500
SWD inclusion/language	56.0	$6,250	$350,000
Baseline			
ELL Baseline			$0
SWD Baseline			$0
General Ed Baseline			$0
Other Policies			
Transition amount			$439,339
Budget Exceptions			$0 Exception Reason:
FSF Total			
			$4,722,384
Funding from outside FSF			
Title I			$ 160,385
Other positions provided outside of FSF			$ 276,999
Total funding			
			$5,159,768

Comparison to previous year budget

Year	19-20	20-21	Change
Enrollment	475	486	11
FSF Budget	$ 4,619,301	$4,722,384	$ 103,083
Other Funding	$ 437,384	$ 437,384	$ -
Total Budget	**$ 5,056,685**	**$ 5,159,768**	**$ 103,083**
$ per pupil	$ 10,646	$ 10,626	$ (20)

Summary

The Murkland's funding decreased due to weights but was supplemented by transition policy.

Charlotte M. Murkland Elementary Schoo	Last year's staff	Required minimum	Budgeted Staff	Check: Sufficient Staff?	Average Salary + Benefits	Amount	Notes
School Year 20-21 Budget			Budget in blank cells			$ 0	Amount remaining to budget
Positions in navy blue have been HS-only in the past			Gray cells are budgeted for you			$5,159,768	Total Allocation, All Sources
2100 Principal's Office:							
Principal/Coordinator	1.00	1.00	1.00	*Yes*	$ 140,268	$ 140,268.00	
Headmaster	0.00	0.00		*Yes*	$ 173,680		
Assistant Principal	1.00		1.00	*Yes*	$ 128,579	$ 128,579.00	
House Deans	0.00			*Yes*	$ 141,596		
Administrative Assistant	1.00	1.00	1.00	*Yes*	$ 56,107	$ 56,107.20	
	3.00	2.00	3.00			$ 324,954.20	
Coaches:							
Math Resource Teacher	1.00		1.00	*Yes*	$ 93,512	$ 93,512.00	
Literacy Specialist	1.00	1.00	1.00	*Yes*	$ 97,985	$ 97,985.00	
Instructional Specialist	0.00	0.00		*Yes*	$ 97,985	$ -	
Additional professional development coaches				*Yes*	$ 97,985	$ -	
	2.00	1.00	2.00			$ 191,497.00	
General Education Teachers:							
Classroom Teachers							
PreSchool Teachers	2.00	1.00	2.00	*Yes*	$ 93,512	$ 187,024.00	
Kindergarten Teachers	4.00	3.00	4.00	*Yes*	$ 93,512	$ 374,048.00	
1st Grade Teachers	4.00	*see below*	4.00	*see below*	$ 93,512	$ 374,048.00	
2nd Grade Teachers	4.00	*see below*	4.00	*see below*	$ 93,512	$ 374,048.00	
3rd Grade Teachers	4.00	*see below*	4.00	*see below*	$ 93,512	$ 374,048.00	
4th Grade Teachers	4.00	*see below*	4.00	*see below*	$ 93,512	$ 374,048.00	
5th Grade Teachers	0.00	*see below*		*see below*	$ 93,512	$ -	
6th Grade Teachers	0.00	*see below*		*see below*	$ 93,512	$ -	
7th Grade Teachers	0.00	*see below*		*see below*	$ 93,512	$ -	
8th Grade Teachers	0.00	*see below*		*see below*	$ 93,512	$ -	
Loopers	0.00	*see below*		*see below*	$ 93,512	$ -	
All Grades 1-8 Teachers	*16.00*	*14.00*	*16.00*	*Yes*			
Allied Arts							
Art	1.00		1.00	*Yes*	$ 93,512	$ 93,512.00	
Music	1.00		1.00	*Yes*	$ 93,512	$ 93,512.00	
Physical Education	1.00	1.00	1.00	*Yes*	$ 93,512	$ 93,512.00	
Technology Ed	0.00			*Yes*	$ 93,512	$ -	
Drama	0.00			*Yes*	$ 93,512	$ -	
ITS	0.00			*Yes*	$ 93,512	$ -	
Content Literacy	1.00		1.00	*Yes*	$ 93,512	$ 93,512.00	
Health	0.00			*Yes*	$ 93,512	$ -	
Dance	0.00			*Yes*	$ 93,512	$ -	
Library/Media Specialist	0.00			*Yes*	$ 108,442	$ -	
Other	0.00			*Yes*	$ 93,512	$ -	
Subject Teachers (High school only)							
Math Teachers	0.00	*see below*		*see below*	$ 93,512	$ -	
Science Teachers	0.00	*see below*		*see below*	$ 93,512	$ -	
Social Studies Teachers	0.00	*see below*		*see below*	$ 93,512	$ -	
English	0.00	*see below*		*see below*	$ 93,512	$ -	
Foreign Language	0.00	*see below*		*see below*	$ 93,512	$ -	
All HS Subject Teachers	*0.00*	0.00		*Yes*			
In House Suspension	0.00			*Yes*	$ 93,512	$ -	
Consumer Science	0.00			*Yes*	$ 93,512	$ -	
Business	0.00			*Yes*	$ 93,512	$ -	
Video Production	0.00			*Yes*	$ 93,512	$ -	
ROTC	0.00			*Yes*	$ 93,512	$ -	
All General Education Teachers	26.00		26.00			$ 2,431,312.00	
Paraprofessionals:							

Charlotte M. Murkland Elementary Schoo	Last year's staff	Required minimum	Budgeted Staff	Check: Sufficient Staff?	Average Salary + Benefits	Amount	Notes
Mainstream Paras							
Preschool Para	2.00	1.00	2.00	*Yes*	$ 37,989	$ 75,978.50	
Kindergarten Para	4.00	3.00	4.00	*Yes*	$ 37,989	$ 151,957.00	
Mainstream Paras	6.00		6.00	*Yes*	$ 37,989	$ 227,935.50	
All General Education Paras	12.00	4.00	12.00			**$ 455,871.00**	
Special Programs							
Special Education	If you plan to change special education staffing, contact Mike Lovato by 3/16/2020						
Adjustment Teachers	2.00		2.00	*No change*	$ 93,512	$ 187,024.00	
LEAP Teachers	0.00			*No change*	$ 93,512	$ -	
CSA Teachers	0.00			*No change*	$ 93,512	$ -	
Other Special Ed Teachers	5.00		5.00	*No change*	$ 93,512	$ 467,560.00	
				No change			
Special Education Classroom Paras	2.00		2.00	*No change*	$ 37,989	$ 75,978.50	
504 /1to1	4.00	*Provided outside of SSB*	4.00	*Provided outside of SSB*	$ 37,989	$ 151,957	
English Language Learners							
ELL Teachers	3.00	3.00	3.00	*Yes*	$ 93,512	$ 280,536.00	
ELL Para	0.00			*Yes*	$ 37,989	$ -	
ELL Tutor (Title III)	1.00	*Provided outside of SSB*	1.00	*Provided outside of SSB*	$ 15,750	$ 15,750	
All Special Programs Teachers & Paras	17.00	3.00	17.00			**$ 1,178,806**	
Student Support:							
Guidance Counselor	0.00			*Yes*	$ 107,539	$ -	
Social Worker	1.00	*Provided outside of SSB*	1.00	*Provided outside of SSB*	$ 109,292	$ 109,292	
Additional social workers	0.00			*Yes*	$ 109,292	$ -	
SEL Tutors: 18 hrs/week	0.00			*Yes*	$ 18,900	$ -	
Tutors: 18 hrs/week	0.00		4.00	*Yes*	$ 18,900	$ 75,600.00	
Tutors: 15 hrs/week (Title I)	4.00		3.00	*Yes*	$ 14,850	$ 44,550.00	
Parent Liaisons: Stipended (Title I)	1.00		2.00	*Yes*	$ 3,000	$ 6,000.00	
Parent Liaisons: 18 hrs/week (Title I)	0.00		1.00	*Yes*	$ 11,340	$ 11,340.00	
Parent Liaison, full time	0.00			*Yes*	$ 43,091	$ -	
	6.00	0.00	11.00			**$ 246,782**	
Facilities							
Security Guards	0.00	0.00		*Yes*	$ 52,525	$ -	
Custodians	3.00		3.00	*Yes*	$ 56,107	$ 168,322	
	3.00	0.00	3.00			**$ 168,322**	
High School-Specific Positions							
Coordinator of Student Support Services	0.00			*Yes*	$ 146,910	$ -	
Discipline & Operations Specialist	0.00			*Yes*	$ 126,737	$ -	
Academic Chairs	0.00			*Yes*	$ 135,109	$ -	
Director of the Freshman Academy	0.00			*Yes*	$ 137,155	$ -	
Student Services Specialist - Freshman Academy	0.00			*Yes*	$ 117,796	$ -	
Bursar/Financial Specialist	0.00			*Yes*	$ 58,072	$ -	
Clerk Schedulers	0.00			*Yes*	$ 53,208	$ -	
Administrator of Athletics	0.00			*Yes*	$ 141,671	$ -	
Student Activity Advisor	0.00			*Yes*	$ 96,122	$ -	
	0.00	0.00	0.00			**$ -**	
Other Positions							
Webmaster Stipend	0.00		*3600.00*	*Yes*	See James Hall and Linus Guillory t	$ 3,600.0	
Other (Please describe)	0.00		*3600.00*	*Yes*	See James Hall and Linus Guillory t	$ 3,600.0	
	0.00		7200.00			**$ 7,200.0**	
Total Staffing							
	69.00		74.00			$ 5,004,743	
Non-Personnel							
Instructional Supplies	$ 38,000		$ 151,425	*Yes*		$ 151,425.00	
STEM Lead Stipends	$ -		$ 3,600	*Yes*		$ 3,600.00	roxanne
Enrichment	$ -			*Yes*		$ -	

Charlotte M. Murkland Elementary Schoo	Last year's staff	Required minimum	Budgeted Staff	Check: Sufficient Staff?	Average Salary + Benefits	Amount	Notes
Athletics: Coaches	$ -			*Yes*		$ -	
Athletics: Contracted Services	$ -			*Yes*		$ -	
Athletics: Transportation	$ -			*Yes*		$ -	
Athletics: Supplies & Uniforms	$ -			*Yes*		$ -	
Athletics: Rental Fees	$ -			*Yes*		$ -	
Student Activity Stipends	$ -			*Yes*		$ -	
Student Activity Supplies	$ -			*Yes*		$ -	
Dual Enrollment	$ -	*Provided outside of SSB*	$ -	*Provided outside of SSB*		$ -	
SCORE Peer Mediation	$ -	*Provided outside of SSB*	$ -	*Provided outside of SSB*		$ -	
Band camp	$ -	*Provided outside of SSB*	$ -	*Provided outside of SSB*		$ -	
Choral supplies	$ -	*Provided outside of SSB*	$ -	*Provided outside of SSB*		$ -	
Jr. Air Force ROTC Supplies & Equip.	$ -			*Yes*		$ -	
Other (describe in column H)				*Yes*		$ -	
	$ 38,000		$ 155,025			**$ 155,025.00**	

Title I Review							
Coaches	1.00	1.00	1.00	*See below*	$ 97,985	$ 97,985	
Parent Liaisons: Stipended	1.00		2.00	*See below*	$ 3,000	$ 6,000	
Parent Liaisons: 18 hrs/week	0.00		1.00	*See below*	$ 11,340	$ 11,340	
Tutors: 15 hrs/wk	4.00		3.00	*See below*	$ 14,850	$ 44,550	
Total Title I Allocation	$ 160,385	$ 160,385	*7*	*'ou have used 100% of your Title I budget*		**$ 159,875**	

Total Budget	
	$ 5,159,768

Pawtucketville Memorial Elementary School

School Year 20-21 Budget

Category	Students	Weight	Amount
Weights			
All students	496.5	$4,500	$2,234,250
Economically disadvantaged	237.0	$1,575	$373,275
Low incoming performance	0.0	$900	$0
Grades PreK-3	402.5	$1,575	$633,938
Grade 9	0.0	$3,750	$0
ELL below Level 3	25.0	$2,750	$68,750
ELL Level 3 and above	82.0	$1,400	$114,800
SWD substantially separate	26.0	$22,500	$585,000
SWD inclusion/language	49.0	$6,250	$306,250
Baseline			
ELL Baseline			$3,474
SWD Baseline			$0
General Ed Baseline			$0
Other Policies			
Transition amount			$219,360 Reduced due to moving Adj program. Reduce by 2 sped tch and 3 sped paras
Budget Exceptions			$0 Exception Reason:
FSF Total			
			$4,539,097
Funding from outside FSF			
Title I			$ 160,385
Other positions provided outside of FSF			$ 125,042
Total funding			
			$4,824,524

Comparison to previous year budget

Year	19-20	20-21	Change
Enrollment	489	497	8
FSF Budget	$ 4,464,186	$4,539,097	$ 74,911
Other Funding	$ 285,427	$ 285,427	$ -
Total Budget	**$ 4,749,613**	**$ 4,824,524**	**$ 74,911**
$ per pupil	$ 9,713	$ 9,717	$ 4

Summary

The Pawtucketville's funding decreased due to weights but was supplemented by an ELL baseline and transition policy.

Pawtucketville Memorial Elementary Scho	Last year's staff	Required minimum	Budgeted Staff	Check: Sufficient Staff?	Average Salary + Benefits	Amount	Notes
School Year 20-21 Budget			Budget in blank cells			$ (0)	Amount remaining to budget
Positions in navy blue have been HS-only in the past			Gray cells are budgeted for you			$4,824,524	Total Allocation, All Sources
2100 Principal's Office:							
Principal/Coordinator	1.00	1.00	1.00	*Yes*	$ 140,268	$ 140,268.00	
Headmaster	0.00	0.00		*Yes*	$ 173,680		
Assistant Principal	1.00		1.00	*Yes*	$ 128,579	$ 128,579.00	
House Deans	0.00			*Yes*	$ 141,596		
Administrative Assistant	1.00	1.00	1.00	*Yes*	$ 56,107	$ 56,107.20	
	3.00	2.00	3.00			$ 324,954.20	
Coaches:							
Math Resource Teacher	1.00		1.00	*Yes*	$ 93,512	$ 93,512.00	
Literacy Specialist	1.00	1.00	1.00	*Yes*	$ 97,985	$ 97,985.00	
Instructional Specialist	0.00	0.00		*Yes*	$ 97,985	$ -	
Additional professional development coaches				*Yes*	$ 97,985	$ -	
	2.00	1.00	2.00			$ 191,497.00	
General Education Teachers:							
Classroom Teachers							
PreSchool Teachers	1.00	1.00	1.00	*Yes*	$ 93,512	$ 93,512.00	
Kindergarten Teachers	4.00	3.00	4.00	*Yes*	$ 93,512	$ 374,048.00	
1st Grade Teachers	4.00	*see below*	4.00	*see below*	$ 93,512	$ 374,048.00	
2nd Grade Teachers	4.00	*see below*	4.00	*see below*	$ 93,512	$ 374,048.00	
3rd Grade Teachers	4.00	*see below*	4.00	*see below*	$ 93,512	$ 374,048.00	
4th Grade Teachers	4.00	*see below*	4.00	*see below*	$ 93,512	$ 374,048.00	
5th Grade Teachers	0.00	*see below*		*see below*	$ 93,512	$ -	
6th Grade Teachers	0.00	*see below*		*see below*	$ 93,512	$ -	
7th Grade Teachers	0.00	*see below*		*see below*	$ 93,512	$ -	
8th Grade Teachers	0.00	*see below*		*see below*	$ 93,512	$ -	
Loopers	0.00	*see below*		*see below*	$ 93,512	$ -	
All Grades 1-8 Teachers	*16.00*	*14.00*	*16.00*	*Yes*			
Allied Arts							
Art	1.00		1.00	*Yes*	$ 93,512	$ 93,512.00	
Music	1.00		1.00	*Yes*	$ 93,512	$ 93,512.00	
Physical Education	1.00	1.00	1.00	*Yes*	$ 93,512	$ 93,512.00	
Technology Ed	0.00			*Yes*	$ 93,512	$ -	
Drama	0.00			*Yes*	$ 93,512	$ -	
ITS	0.00			*Yes*	$ 93,512	$ -	
Content Literacy	1.00		1.00	*Yes*	$ 93,512	$ 93,512.00	
Health	0.00			*Yes*	$ 93,512	$ -	
Dance	0.00			*Yes*	$ 93,512	$ -	
Library/Media Specialist	0.00			*Yes*	$ 108,442	$ -	
Other	0.00			*Yes*	$ 93,512	$ -	
Subject Teachers (High school only)							
Math Teachers	0.00	*see below*		*see below*	$ 93,512	$ -	
Science Teachers	0.00	*see below*		*see below*	$ 93,512	$ -	
Social Studies Teachers	0.00	*see below*		*see below*	$ 93,512	$ -	
English	0.00	*see below*		*see below*	$ 93,512	$ -	
Foreign Language	0.00	*see below*		*see below*	$ 93,512	$ -	
All HS Subject Teachers	*0.00*	0.00		*Yes*			
In House Suspension	0.00			*Yes*	$ 93,512	$ -	
Consumer Science	0.00			*Yes*	$ 93,512	$ -	
Business	0.00			*Yes*	$ 93,512	$ -	
Video Production	0.00			*Yes*	$ 93,512	$ -	
ROTC	0.00			*Yes*	$ 93,512	$ -	
All General Education Teachers	25.00		25.00			$ 2,337,800.00	

Pawtucketville Memorial Elementary Scho	Last year's staff	Required minimum	Budgeted Staff	Check: Sufficient Staff?	Average Salary + Benefits	Amount	Notes
Paraprofessionals:							
Mainstream Paras							
Preschool Para	1.00	1.00	1.00	*Yes*	$ 37,989	$ 37,989.25	
Kindergarten Para	4.00	3.00	4.00	*Yes*	$ 37,989	$ 151,957.00	
Mainstream Paras	4.00		4.00	*Yes*	$ 37,989	$ 151,957.00	
All General Education Paras	9.00	4.00	9.00			**$ 341,903.25**	
Special Programs							
Special Education	If you plan to change special education staffing, contact Mike Lovato by 3/16/2020						
Adjustment Teachers	2.00			*Contact Mike Lovato*	$ 93,512	$ -	
LEAP Teachers	0.00			*No change*	$ 93,512	$ -	
CSA Teachers	3.00		3.00	*No change*	$ 93,512	$ 280,536.00	
Other Special Ed Teachers	4.00		4.00	*No change*	$ 93,512	$ 374,048.00	
				No change			
Special Education Classroom Paras	12.00		9.00	*Contact Mike Lovato*	$ 37,989	$ 341,903.25	
504 /1to1	0.00	*Provided outside of SSB*	0.00	*Provided outside of SSB*	$ 37,989	$ -	
English Language Learners							
ELL Teachers	2.00	2.00	2.00	*Yes*	$ 93,512	$ 187,024.00	
ELL Para	0.00			*Yes*	$ 37,989	$ -	
ELL Tutor (Title III)	1.00	*Provided outside of SSB*	1.00	*Provided outside of SSB*	$ 15,750	$ 15,750	
All Special Programs Teachers & Paras	24.00	2.00	19.00			**$ 1,199,261**	
Student Support:							
Guidance Counselor	0.00			*Yes*	$ 107,539	$ -	
Social Worker	1.00	*Provided outside of SSB*	1.00	*Provided outside of SSB*	$ 109,292	$ 109,292	
Additional social workers	0.00			*Yes*	$ 109,292	$ -	
SEL Tutors: 18 hrs/week	0.00			*Yes*	$ 18,900	$ -	
Tutors: 18 hrs/week	0.00			*Yes*	$ 18,900	$ -	
Tutors: 15 hrs/week (Title I)	4.00		4.00	*Yes*	$ 14,850	$ 59,400.00	
Parent Liaisons: Stipended (Title I)	1.00		1.00	*Yes*	$ 3,000	$ 3,000.00	
Parent Liaisons: 18 hrs/week (Title I)	0.00			*Yes*	$ 11,340	$ -	
Parent Liaison, full time	0.00		0.25	*Yes*	$ 43,091	$ 10,772.87	
	6.00	0.00	6.25			**$ 182,465**	
Facilities							
Security Guards	0.00	0.00		*Yes*	$ 52,525	$ -	
Custodians	3.00		3.00	*Yes*	$ 56,107	$ 168,322	
	3.00	0.00	3.00			**$ 168,322**	
High School-Specific Positions							
Coordinator of Student Support Services	0.00			*Yes*	$ 146,910	$ -	
Discipline & Operations Specialist	0.00			*Yes*	$ 126,737	$ -	
Academic Chairs	0.00			*Yes*	$ 135,109	$ -	
Director of the Freshman Academy	0.00			*Yes*	$ 137,155	$ -	
Student Services Specialist - Freshman Academy	0.00			*Yes*	$ 117,796	$ -	
Bursar/Financial Specialist	0.00			*Yes*	$ 58,072	$ -	
Clerk Schedulers	0.00			*Yes*	$ 53,208	$ -	
Administrator of Athletics	0.00			*Yes*	$ 141,671	$ -	
Student Activity Advisor	0.00			*Yes*	$ 96,122	$ -	
	0.00	0.00	0.00			**$ -**	
Other Positions							
Other (Please describe)	0.00			*Yes*	See James Hall and Linus Guillory t	$ -	
Other (Please describe)	0.00			*Yes*	See James Hall and Linus Guillory t	$ -	
	0.00		0.00			**$ -**	
Total Staffing							
	72.00		67.25			$ 4,746,202	
Non-Personnel							
Instructional Supplies	$ 39,120		$ 78,322	*Yes*		$ 78,322.00	

Pawtucketville Memorial Elementary Scho	Last year's staff	Required minimum	Budgeted Staff	Check: Sufficient Staff?	Average Salary + Benefits	Amount	Notes
STEM Lead Stipends	$ -			*Yes*		$ -	
Enrichment	$ -			*Yes*		$ -	
Athletics: Coaches	$ -			*Yes*		$ -	
Athletics: Contracted Services	$ -			*Yes*		$ -	
Athletics: Transportation	$ -			*Yes*		$ -	
Athletics: Supplies & Uniforms	$ -			*Yes*		$ -	
Athletics: Rental Fees	$ -			*Yes*		$ -	
Student Activity Stipends	$ -			*Yes*		$ -	
Student Activity Supplies	$ -			*Yes*		$ -	
Dual Enrollment	$ -	*Provided outside of SSB*	$ -	*Provided outside of SSB*		$ -	
SCORE Peer Mediation	$ -	*Provided outside of SSB*	$ -	*Provided outside of SSB*		$ -	
Band camp	$ -	*Provided outside of SSB*	$ -	*Provided outside of SSB*		$ -	
Choral supplies	$ -	*Provided outside of SSB*	$ -	*Provided outside of SSB*		$ -	
Jr. Air Force ROTC Supplies & Equip.	$ -			*Yes*		$ -	
Other (describe in column H)				*Yes*		$ -	
	$ 39,120		$ 78,322			**$ 78,322.00**	

Title I Review							
Coaches	1.00	1.00	1.00	*See below*	$ 97,985	$ 97,985	
Parent Liaisons: Stipended	1.00		1.00	*See below*	$ 3,000	$ 3,000	
Parent Liaisons: 18 hrs/week	0.00		0.00	*See below*	$ 11,340	$ -	
Tutors: 15 hrs/wk	4.00		4.00	*See below*	$ 14,850	$ 59,400	
Total Title I Allocation	$ 160,385	$ 160,385	*6*	*Yes*		**$ 160,385**	

Total Budget	
	$ 4,824,524

Joseph G. Pyne Arts Magnet School

School Year 20-21 Budget

Category	Students	Weight	Amount
Weights			
All students	505.9	$4,500	$2,276,550
Economically disadvantaged	221.0	$1,575	$348,075
Low incoming performance	72.0	$900	$64,800
Grades PreK-3	233.9	$1,575	$368,393
Grade 9	0.0	$3,750	$0
ELL below Level 3	23.0	$2,750	$63,250
ELL Level 3 and above	104.0	$1,400	$145,600
SWD substantially separate	29.0	$22,500	$652,500
SWD inclusion/language	62.0	$6,250	$387,500
			$4,306,668
Baseline			
ELL Baseline			$0
SWD Baseline			$0
General Ed Baseline			$0
Other Policies			
Transition amount			$637,031
Budget Exceptions			$55,523
FSF Total			
			$4,999,222
Funding from outside FSF			
Title I			$ 190,085
Other positions provided outside of FSF			$ 201,021
Total funding			
			$5,390,328

Comparison to previous year budget

Year	19-20	20-21	Change	
Enrollment	505	506	1	
FSF Budget	$ 4,934,904	$4,999,222	$ 64,318	Modified
Other Funding	$ 391,106	$ 391,106	$ -	
Total Budget	**$ 5,326,010**	**$ 5,390,328**	**$ 64,318**	
$ per pupil	$ 10,547	$ 10,655	$ 108	

Exception Reason:

Despite increases to EL and SPED staff for baselines, this school doesnt have enough to add such positions. Their weights were much lower than current year allocation so despite the increase to baseline requirements, they still only had enough for current year staffing. In order to hold harmless and allow them to add the staff funded through baseline rules, we are increasing their budget by $55,523.

Summary

The Pyne Arts' funding decreased due to weights but was supplemented by transition policy.

Joseph G. Pyne Arts Magnet School
School Year 20-21 Budget

Positions in navy blue have been HS-only in the past

Budget in blank cells
Gray cells are budgeted for you

	Last year's staff	Required minimum	Budgeted Staff	Check: Sufficient Staff?	Average Salary + Benefits	Amount	Notes
						$ 0	Amount remaining to budget
						$5,390,328	Total Allocation, All Sources
2100 Principal's Office:							
Principal/Coordinator	1.00	1.00	1.00	*Yes*	$ 140,268	$ 140,268.00	
Headmaster	0.00	0.00		*Yes*	$ 173,680		
Assistant Principal	1.00		1.00	*Yes*	$ 128,579	$ 128,579.00	
House Deans	0.00			*Yes*	$ 141,596		
Administrative Assistant	1.00	1.00	1.00	*Yes*	$ 56,107	$ 56,107.20	
	3.00	2.00	3.00			$ 324,954.20	
Coaches:							
Math Resource Teacher	1.00		1.00	*Yes*	$ 93,512	$ 93,512.00	
Literacy Specialist	0.00	0.00		*Yes*	$ 97,985	$ -	
Instructional Specialist	1.00	1.00	1.00	*Yes*	$ 97,985	$ 97,985.00	
Additional professional development coaches				*Yes*	$ 97,985	$ -	
	2.00	1.00	2.00			$ 191,497.00	
General Education Teachers:							
Classroom Teachers							
PreSchool Teachers	1.00	1.00	1.00	*Yes*	$ 93,512	$ 93,512.00	
Kindergarten Teachers	2.00	1.00	2.00	*Yes*	$ 93,512	$ 187,024.00	
1st Grade Teachers	2.00	*see below*	2.00	*see below*	$ 93,512	$ 187,024.00	
2nd Grade Teachers	2.00	*see below*	2.00	*see below*	$ 93,512	$ 187,024.00	
3rd Grade Teachers	2.00	*see below*	2.00	*see below*	$ 93,512	$ 187,024.00	
4th Grade Teachers	2.00	*see below*	2.00	*see below*	$ 93,512	$ 187,024.00	
5th Grade Teachers	2.00	*see below*	2.00	*see below*	$ 93,512	$ 187,024.00	
6th Grade Teachers	2.00	*see below*	2.00	*see below*	$ 93,512	$ 187,024.00	
7th Grade Teachers	2.00	*see below*	2.00	*see below*	$ 93,512	$ 187,024.00	
8th Grade Teachers	2.00	*see below*	2.00	*see below*	$ 93,512	$ 187,024.00	
Loopers	0.00	*see below*		*see below*	$ 93,512	$ -	
All Grades 1-8 Teachers	*16.00*	*17.00*	*16.00*	*Please budget additional staff*			
Allied Arts							
Art	1.00		1.00	*Yes*	$ 93,512	$ 93,512.00	
Music	1.00		1.00	*Yes*	$ 93,512	$ 93,512.00	
Physical Education	1.00	1.00	1.00	*Yes*	$ 93,512	$ 93,512.00	
Technology Ed	1.00		1.00	*Yes*	$ 93,512	$ 93,512.00	
Drama	1.00		1.00	*Yes*	$ 93,512	$ 93,512.00	
ITS	1.00		1.00	*Yes*	$ 93,512	$ 93,512.00	
Content Literacy	1.00		1.00	*Yes*	$ 93,512	$ 93,512.00	
Health	0.00			*Yes*	$ 93,512	$ -	
Dance	0.00			*Yes*	$ 93,512	$ -	
Library/Media Specialist	0.00			*Yes*	$ 108,442	$ -	
Other	0.00			*Yes*	$ 93,512	$ -	
Subject Teachers (High school only)							
Math Teachers	0.00	*see below*		*see below*	$ 93,512	$ -	
Science Teachers	0.00	*see below*		*see below*	$ 93,512	$ -	
Social Studies Teachers	0.00	*see below*		*see below*	$ 93,512	$ -	
English	0.00	*see below*		*see below*	$ 93,512	$ -	
Foreign Language	0.00	*see below*		*see below*	$ 93,512	$ -	
All HS Subject Teachers	*0.00*	0.00		*Yes*			
In House Suspension	0.00			*Yes*	$ 93,512	$ -	
Consumer Science	0.00			*Yes*	$ 93,512	$ -	
Business	0.00			*Yes*	$ 93,512	$ -	
Video Production	0.00			*Yes*	$ 93,512	$ -	
ROTC	0.00			*Yes*	$ 93,512	$ -	
All General Education Teachers	26.00		26.00			$ 2,431,312.00	
Paraprofessionals:							

Joseph G. Pyne Arts Magnet School	Last year's staff	Required minimum	Budgeted Staff	Check: Sufficient Staff?	Average Salary + Benefits	Amount	Notes
Mainstream Paras							
Preschool Para	1.00	1.00	1.00	*Yes*	$ 37,989	$ 37,989.25	
Kindergarten Para	2.00	1.00	2.00	*Yes*	$ 37,989	$ 75,978.50	
Mainstream Paras	4.00		4.00	*Yes*	$ 37,989	$ 151,957.00	
All General Education Paras	7.00	2.00	7.00			**$ 265,924.75**	
Special Programs							
Special Education	If you plan to change special education staffing, contact Mike Lovato by 3/16/2020						
Adjustment Teachers	0.00			*No change*	$ 93,512	$ -	
LEAP Teachers	0.00			*No change*	$ 93,512	$ -	
CSA Teachers	4.00		4.00	*No change*	$ 93,512	$ 374,048.00	
Other Special Ed Teachers	5.00		5.00	*No change*	$ 93,512	$ 467,560.00	
				No change			
Special Education Classroom Paras	14.00		12.00	*Contact Mike Lovato*	$ 37,989	$ 455,871.00	
504 /1to1	2.00	*Provided outside of SSB*	2.00	*Provided outside of SSB*	$ 37,989	$ 75,979	
English Language Learners							
ELL Teachers	1.00	2.00	2.00	*Yes*	$ 93,512	$ 187,024.00	
ELL Para	0.00			*Yes*	$ 37,989	$ -	
ELL Tutor (Title III)	1.00	*Provided outside of SSB*	1.00	*Provided outside of SSB*	$ 15,750	$ 15,750	
All Special Programs Teachers & Paras	27.00	2.00	26.00			**$ 1,576,232**	
Student Support:							
Guidance Counselor	1.00		*1.00*	*Yes*	$ 107,539	$ 107,538.80	
Social Worker	1.00	*Provided outside of SSB*	1.00	*Provided outside of SSB*	$ 109,292	$ 109,292	
Additional social workers	1.00			*Yes*	$ 109,292	$ -	
SEL Tutors: 18 hrs/week	0.00			*Yes*	$ 18,900	$ -	
Tutors: 18 hrs/week	0.00			*Yes*	$ 18,900	$ -	
Tutors: 15 hrs/week (Title I)	6.00		6.00	*Yes*	$ 14,850	$ 89,100.00	
Parent Liaisons: Stipended (Title I)	1.00		1.00	*Yes*	$ 3,000	$ 3,000.00	
Parent Liaisons: 18 hrs/week (Title I)	0.00			*Yes*	$ 11,340	$ -	
Parent Liaison, full time	0.00			*Yes*	$ 43,091	$ -	
	10.00	0.00	9.00			**$ 308,931**	
Facilities							
Security Guards	0.00	0.00		*Yes*	$ 52,525	$ -	
Custodians	4.00		4.00	*Yes*	$ 56,107	$ 224,429	
	4.00	0.00	4.00			**$ 224,429**	
High School-Specific Positions							
Coordinator of Student Support Services	0.00			*Yes*	$ 146,910	$ -	
Discipline & Operations Specialist	0.00			*Yes*	$ 126,737	$ -	
Academic Chairs	0.00			*Yes*	$ 135,109	$ -	
Director of the Freshman Academy	0.00			*Yes*	$ 137,155	$ -	
Student Services Specialist - Freshman Academy	0.00			*Yes*	$ 117,796	$ -	
Bursar/Financial Specialist	0.00			*Yes*	$ 58,072	$ -	
Clerk Schedulers	0.00			*Yes*	$ 53,208	$ -	
Administrator of Athletics	0.00			*Yes*	$ 141,671	$ -	
Student Activity Advisor	0.00			*Yes*	$ 96,122	$ -	
	0.00	0.00	0.00			**$ -**	
Other Positions							
Other (Please describe)	0.00			*Yes*	See James Hall and Linus Guillory t	$ -	
Other (Please describe)	0.00			*Yes*	See James Hall and Linus Guillory t	$ -	
	0.00		0.00			**$ -**	
Total Staffing							
	79.00		77.00			$ 5,323,279	
Non-Personnel							
Instructional Supplies	$ 42,730		$ 59,848	*Yes*		$ 59,848.00	
STEM Lead Stipends	$ 25,000		$ 7,200	*Yes*		$ 7,200.00	
Enrichment	$ -			*Yes*		$ -	

Joseph G. Pyne Arts Magnet School	Last year's staff	Required minimum	Budgeted Staff	Check: Sufficient Staff?	Average Salary + Benefits	Amount	Notes
Athletics: Coaches	$ -			*Yes*		$ -	
Athletics: Contracted Services	$ -			*Yes*		$ -	
Athletics: Transportation	$ -			*Yes*		$ -	
Athletics: Supplies & Uniforms	$ -			*Yes*		$ -	
Athletics: Rental Fees	$ -			*Yes*		$ -	
Student Activity Stipends	$ -			*Yes*		$ -	
Student Activity Supplies	$ -			*Yes*		$ -	
Dual Enrollment	$ -	*Provided outside of SSB*	$ -	*Provided outside of SSB*		$ -	
SCORE Peer Mediation	$ -	*Provided outside of SSB*	$ -	*Provided outside of SSB*		$ -	
Band camp	$ -	*Provided outside of SSB*	$ -	*Provided outside of SSB*		$ -	
Choral supplies	$ -	*Provided outside of SSB*	$ -	*Provided outside of SSB*		$ -	
Jr. Air Force ROTC Supplies & Equip.	$ -			*Yes*		$ -	
Other (describe in column H)				*Yes*		$ -	
	$ 67,730		$ 67,048			**$ 67,048.00**	
Title I Review							
Coaches	1.00	1.00	1.00	*See below*	$ 97,985	$ 97,985	
Parent Liaisons: Stipended	1.00		1.00	*See below*	$ 3,000	$ 3,000	
Parent Liaisons: 18 hrs/week	0.00		0.00	*See below*	$ 11,340	$ -	
Tutors: 15 hrs/wk	6.00		6.00	*See below*	$ 14,850	$ 89,100	
Total Title I Allocation	$ 190,085	$ 190,085	*8*	*Yes*		**$ 190,085**	
Total Budget							
						$ 5,390,327	

Peter W. Reilly Elementary School

School Year 20-21 Budget

Category	Students	Weight	Amount
Weights			
All students	489.1	$4,500	$2,200,950
Economically disadvantaged	231.0	$1,575	$363,825
Low incoming performance	0.0	$900	$0
Grades PreK-3	396.1	$1,575	$623,858
Grade 9	0.0	$3,750	$0
ELL below Level 3	42.0	$2,750	$115,500
ELL Level 3 and above	67.0	$1,400	$93,800
SWD substantially separate	18.0	$22,500	$405,000
SWD inclusion/language	41.0	$6,250	$256,250
			$4,059,183
Baseline			
ELL Baseline			$0
SWD Baseline			$0
General Ed Baseline			$0
Other Policies			
Transition amount			$529,420
Budget Exceptions			$0
FSF Total			
			$4,588,603
Funding from outside FSF			
Title I			$ 175,235
Other positions provided outside of FSF			$ 125,042
Total funding			
			$4,888,880

Increased due to enrollment increases and hold harmless

Exception Reason:

Comparison to previous year budget

Year	19-20	20-21	Change
Enrollment	473	489	16
FSF Budget	$ 4,437,557	$4,588,603	$151,046
Other Funding	$ 300,277	$ 300,277	$ -
Total Budget	**$ 4,737,834**	**$ 4,888,880**	**$151,046**
$ per pupil	$ 10,017	$ 9,996	$ (21)

Summary

The Reilly's funding decreased due to weights but was supplemented by transition policy.

Peter W. Reilly Elementary School School Year 20-21 Budget	Last year's staff	Required minimum	Budgeted Staff	Check: Sufficient Staff?	Average Salary + Benefits	Amount	Notes
			Budget in blank cells			$ 0	Amount remaining to budget
Positions in navy blue have been HS-only in the past			Gray cells are budgeted for you			$4,888,880	Total Allocation, All Sources
2100 Principal's Office:							
Principal/Coordinator	1.00	1.00	1.00	*Yes*	$ 140,268	$ 140,268.00	
Headmaster	0.00	0.00		*Yes*	$ 173,680		
Assistant Principal	1.00		1.00	*Yes*	$ 128,579	$ 128,579.00	
House Deans	0.00			*Yes*	$ 141,596		
Administrative Assistant	1.00	1.00	1.00	*Yes*	$ 56,107	$ 56,107.20	
	3.00	2.00	3.00			$ 324,954.20	
Coaches:							
Math Resource Teacher	1.00		1.00	*Yes*	$ 93,512	$ 93,512.00	
Literacy Specialist	1.00	1.00	1.00	*Yes*	$ 97,985	$ 97,985.00	
Instructional Specialist	0.00	0.00		*Yes*	$ 97,985	$ -	
Additional professional development coaches				*Yes*	$ 97,985	$ -	
	2.00	1.00	2.00			$ 191,497.00	
General Education Teachers:							
Classroom Teachers							
PreSchool Teachers	1.00	1.00	1.00	*Yes*	$ 93,512	$ 93,512.00	
Kindergarten Teachers	4.00	3.00	4.00	*Yes*	$ 93,512	$ 374,048.00	
1st Grade Teachers	4.00	*see below*	4.00	*see below*	$ 93,512	$ 374,048.00	
2nd Grade Teachers	4.00	*see below*	4.00	*see below*	$ 93,512	$ 374,048.00	
3rd Grade Teachers	4.00	*see below*	4.00	*see below*	$ 93,512	$ 374,048.00	
4th Grade Teachers	4.00	*see below*	4.00	*see below*	$ 93,512	$ 374,048.00	
5th Grade Teachers	0.00	*see below*		*see below*	$ 93,512	$ -	
6th Grade Teachers	0.00	*see below*		*see below*	$ 93,512	$ -	
7th Grade Teachers	0.00	*see below*		*see below*	$ 93,512	$ -	
8th Grade Teachers	0.00	*see below*		*see below*	$ 93,512	$ -	
Loopers	0.00	*see below*		*see below*	$ 93,512	$ -	
All Grades 1-8 Teachers	*16.00*	*14.00*	*16.00*	*Yes*			
Allied Arts							
Art	1.00		1.00	*Yes*	$ 93,512	$ 93,512.00	
Music	1.00		1.00	*Yes*	$ 93,512	$ 93,512.00	
Physical Education	1.00	1.00	1.00	*Yes*	$ 93,512	$ 93,512.00	
Technology Ed	0.00			*Yes*	$ 93,512	$ -	
Drama	0.00			*Yes*	$ 93,512	$ -	
ITS	0.00			*Yes*	$ 93,512	$ -	
Content Literacy	1.00		1.00	*Yes*	$ 93,512	$ 93,512.00	
Health	0.00			*Yes*	$ 93,512	$ -	
Dance	0.00			*Yes*	$ 93,512	$ -	
Library/Media Specialist	0.00			*Yes*	$ 108,442	$ -	
Other	0.00			*Yes*	$ 93,512	$ -	
Subject Teachers (High school only)							
Math Teachers	0.00	*see below*		*see below*	$ 93,512	$ -	
Science Teachers	0.00	*see below*		*see below*	$ 93,512	$ -	
Social Studies Teachers	0.00	*see below*		*see below*	$ 93,512	$ -	
English	0.00	*see below*		*see below*	$ 93,512	$ -	
Foreign Language	0.00	*see below*		*see below*	$ 93,512	$ -	
All HS Subject Teachers	*0.00*	0.00		*Yes*			
In House Suspension	0.00			*Yes*	$ 93,512	$ -	
Consumer Science	0.00			*Yes*	$ 93,512	$ -	
Business	0.00			*Yes*	$ 93,512	$ -	
Video Production	0.00			*Yes*	$ 93,512	$ -	
ROTC	0.00			*Yes*	$ 93,512	$ -	
All General Education Teachers	25.00		25.00			$ 2,337,800.00	

Peter W. Reilly Elementary School	Last year's staff	Required minimum	Budgeted Staff	Check: Sufficient Staff?	Average Salary + Benefits	Amount	Notes
Paraprofessionals:							
Mainstream Paras							
Preschool Para	1.00	1.00	1.00	*Yes*	$ 37,989	$ 37,989.00	
Kindergarten Para	4.00	3.00	4.00	*Yes*	$ 37,989	$ 151,956.00	
Mainstream Paras	4.00		6.00	*Yes*	$ 37,989	$ 227,934.00	
All General Education Paras	9.00	4.00	11.00			**$ 417,879.00**	
Special Programs							
Special Education	If you plan to change special education staffing, contact Mike Lovato by 3/16/2020						
Adjustment Teachers	2.00		2.00	*No change*	$ 93,512	$ 187,024.00	
LEAP Teachers	0.00			*No change*	$ 93,512	$ -	
CSA Teachers	1.00		1.00	*No change*	$ 93,512	$ 93,512.00	
Other Special Ed Teachers	4.00		4.00	*No change*	$ 93,512	$ 374,048.00	
				No change			
Special Education Classroom Paras	5.00		5.00	*No change*	$ 37,989	$ 189,945.00	
504 /1to1	0.00	*Provided outside of SSB*	0.00	*Provided outside of SSB*	$ 37,989	$ -	
English Language Learners							
ELL Teachers	2.00	2.00	3.00	*Yes*	$ 93,512	$ 280,536.00	
ELL Para	0.00			*Yes*	$ 37,989	$ -	
ELL Tutor (Title III)	1.00	*Provided outside of SSB*	1.00	*Provided outside of SSB*	$ 15,750	$ 15,750	
All Special Programs Teachers & Paras	15.00	2.00	16.00			**$ 1,140,815**	
Student Support:							
Guidance Counselor	0.00			*Yes*	$ 107,539	$ -	
Social Worker	1.00	*Provided outside of SSB*	1.00	*Provided outside of SSB*	$ 109,292	$ 109,292	
Additional social workers	0.00			*Yes*	$ 109,292	$ -	
SEL Tutors: 18 hrs/week	0.00			*Yes*	$ 18,900	$ -	
Tutors: 18 hrs/week	0.00		1.00	*Yes*	$ 18,900	$ 18,900.00	
Tutors: 15 hrs/week (Title I)	5.00		5.00	*Yes*	$ 14,850	$ 74,250.00	
Parent Liaisons: Stipended (Title I)	1.00		1.00	*Yes*	$ 3,000	$ 3,000.00	
Parent Liaisons: 18 hrs/week (Title I)	0.00			*Yes*	$ 11,340	$ -	
Parent Liaison, full time	0.00			*Yes*	$ 43,091	$ -	
	7.00	0.00	8.00			**$ 205,442**	
Facilities							
Security Guards	0.00	0.00		*Yes*	$ 52,525	$ -	
Custodians	3.00		3.00	*Yes*	$ 56,107	$ 168,322	
	3.00	0.00	3.00			**$ 168,322**	
High School-Specific Positions							
Coordinator of Student Support Services	0.00			*Yes*	$ 146,910	$ -	
Discipline & Operations Specialist	0.00			*Yes*	$ 126,737	$ -	
Academic Chairs	0.00			*Yes*	$ 135,109	$ -	
Director of the Freshman Academy	0.00			*Yes*	$ 137,155	$ -	
Student Services Specialist - Freshman Academy	0.00			*Yes*	$ 117,796	$ -	
Bursar/Financial Specialist	0.00			*Yes*	$ 58,072	$ -	
Clerk Schedulers	0.00			*Yes*	$ 53,208	$ -	
Administrator of Athletics	0.00			*Yes*	$ 141,671	$ -	
Student Activity Advisor	0.00			*Yes*	$ 96,122	$ -	
	0.00	0.00	0.00			**$ -**	
Other Positions							
Other (Please describe)	0.00			*Yes*	See James Hall and Linus Guillory t	$ -	
Other (Please describe)	0.00			*Yes*	See James Hall and Linus Guillory t	$ -	
	0.00		0.00			**$ -**	
Total Staffing							
	64.00		68.00			$ 4,786,709	
Non-Personnel							
Instructional Supplies	$ 37,840		$ 32,000	*Yes*		$ 32,000.00	

Peter W. Reilly Elementary School	Last year's staff	Required minimum	Budgeted Staff	Check: Sufficient Staff?	Average Salary + Benefits	Amount	Notes
STEM Lead Stipends	$ -		$ 3,600	*Yes*		$ 3,600.00	
Enrichment	$ -			*Yes*		$ -	
Athletics: Coaches	$ -			*Yes*		$ -	
Athletics: Contracted Services	$ -			*Yes*		$ -	
Athletics: Transportation	$ -			*Yes*		$ -	
Athletics: Supplies & Uniforms	$ -			*Yes*		$ -	
Athletics: Rental Fees	$ -			*Yes*		$ -	
Student Activity Stipends	$ -			*Yes*		$ -	
Student Activity Supplies	$ -			*Yes*		$ -	
Dual Enrollment	$ -	*Provided outside of SSB*	$ -	*Provided outside of SSB*		$ -	
SCORE Peer Mediation	$ -	*Provided outside of SSB*	$ -	*Provided outside of SSB*		$ -	
Band camp	$ -	*Provided outside of SSB*	$ -	*Provided outside of SSB*		$ -	
Choral supplies	$ -	*Provided outside of SSB*	$ -	*Provided outside of SSB*		$ -	
Jr. Air Force ROTC Supplies & Equip.	$ -			*Yes*		$ -	
Other (describe in column H)			$ 66,571	*Yes*		$ 66,571.00	ST Math ($3,000), ELL Lead
	$ 37,840		$ 102,171			**$ 102,171.00**	

Title I Review							
Coaches	1.00	1.00	1.00	*See below*	$ 97,985	$ 97,985	
Parent Liaisons: Stipended	1.00		1.00	*See below*	$ 3,000	$ 3,000	
Parent Liaisons: 18 hrs/week	0.00		0.00	*See below*	$ 11,340	$ -	
Tutors: 15 hrs/wk	5.00		5.00	*See below*	$ 14,850	$ 74,250	
Total Title I Allocation	$ 175,235	$ 175,235	*7*	*Yes*		**$ 175,235**	

Total Budget							
						$ 4,888,880	

Henry J. Robinson Middle School

School Year 20-21 Budget

Category	Students	Weight	Amount
Weights			
All students	673.0	$4,500	$3,028,500
Economically disadvantaged	646.0	$1,575	$1,017,450
Low incoming performance	145.0	$900	$130,500
Grades PreK-3	0.0	$1,575	$0
Grade 9	0.0	$3,750	$0
ELL below Level 3	102.0	$2,750	$280,500
ELL Level 3 and above	176.0	$1,400	$246,400
SWD substantially separate	12.0	$22,500	$270,000
SWD inclusion/language	105.0	$6,250	$656,250
			$5,629,600
Baseline			
ELL Baseline			$0
SWD Baseline			$0
General Ed Baseline			$0
Other Policies			
Transition amount			$14,875
Budget Exceptions			$0 Exception Reason:
FSF Total			
			$5,644,475
Funding from outside FSF			
Title I			$ 213,275
Other positions provided outside of FSF			$ 254,760
Total funding			
			$6,112,510

Comparison to previous year budget

Year	19-20	20-21	Change
Enrollment	643	673	30
FSF Budget	$ 5,392,864	$5,644,475	$ 251,611
Other Funding	$ 468,035	$ 468,035	$ -
Total Budget	**$ 5,860,899**	**$ 6,112,510**	**$ 251,611**
$ per pupil	$ 9,115	$ 9,082	$ (32)

Summary

The Robinson's funding increased due to weights and an enrollment increase.

Henry J. Robinson Middle School School Year 20-21 Budget	Last year's staff	Required minimum	Budgeted Staff	Check: Sufficient Staff?	Average Salary + Benefits	Amount	Notes
			Budget in blank cells			$ 0	Amount remaining to budget
Positions in navy blue have been HS-only in the past			Gray cells are budgeted for you			$6,112,510	Total Allocation, All Sources
2100 Principal's Office:							
Principal/Coordinator	1.00	1.00	1.00	*Yes*	$ 140,268	$ 140,268.00	
Headmaster	0.00	0.00		*Yes*	$ 173,680		
Assistant Principal	2.00		2.00	*Yes*	$ 128,579	$ 222,091.00	principal changed total to 222,091,
House Deans	0.00			*Yes*	$ 141,596		
Administrative Assistant	1.00	1.00	1.00	*Yes*	$ 56,107	$ 56,107.20	
	4.00	2.00	4.00			$ 418,466.20	
Coaches:							
Math Resource Teacher	1.00		1.00	*Yes*	$ 93,512	$ 93,512.00	
Literacy Specialist	0.00	0.00		*Yes*	$ 97,985	$ -	
Instructional Specialist	1.00	1.00	1.00	*Yes*	$ 97,985	$ 97,985.00	
Additional professional development coaches				*Yes*	$ 97,985	$ -	
	2.00	1.00	2.00			$ 191,497.00	
General Education Teachers:							
Classroom Teachers							
PreSchool Teachers	0.00	0.00		*Yes*	$ 93,512	$ -	
Kindergarten Teachers	0.00	0.00		*Yes*	$ 93,512	$ -	
1st Grade Teachers	0.00	*see below*		*see below*	$ 93,512	$ -	
2nd Grade Teachers	0.00	*see below*		*see below*	$ 93,512	$ -	
3rd Grade Teachers	0.00	*see below*		*see below*	$ 93,512	$ -	
4th Grade Teachers	0.00	*see below*		*see below*	$ 93,512	$ -	
5th Grade Teachers	6.00	*see below*	7.00	*see below*	$ 93,512	$ 654,584.00	
6th Grade Teachers	6.00	*see below*	7.00	*see below*	$ 93,512	$ 654,584.00	
7th Grade Teachers	6.00	*see below*	7.00	*see below*	$ 93,512	$ 654,584.00	
8th Grade Teachers	6.00	*see below*	7.00	*see below*	$ 93,512	$ 654,584.00	
Loopers	2.00	*see below*		*see below*	$ 93,512	$ -	
All Grades 1-8 Teachers	*26.00*	*18.00*	*28.00*	*Yes*			
Allied Arts							
Art	1.00		1.00	*Yes*	$ 93,512	$ 93,512.00	
Music	1.00		1.00	*Yes*	$ 93,512	$ 93,512.00	
Physical Education	2.00	1.00	2.00	*Yes*	$ 93,512	$ 187,024.00	
Technology Ed	0.00			*Yes*	$ 93,512	$ -	
Drama	0.00			*Yes*	$ 93,512	$ -	
ITS	1.00		1.00	*Yes*	$ 93,512	$ 93,512.00	
Content Literacy	0.00			*Yes*	$ 93,512	$ -	
Health	1.00		1.00	*Yes*	$ 93,512	$ 93,512.00	
Dance	0.00			*Yes*	$ 93,512	$ -	
Library/Media Specialist	0.00			*Yes*	$ 108,442	$ -	
Other	0.00			*Yes*	$ 93,512	$ -	
Subject Teachers (High school only)							
Math Teachers	0.00	*see below*		*see below*	$ 93,512	$ -	
Science Teachers	0.00	*see below*		*see below*	$ 93,512	$ -	
Social Studies Teachers	0.00	*see below*		*see below*	$ 93,512	$ -	
English	0.00	*see below*		*see below*	$ 93,512	$ -	
Foreign Language	0.00	*see below*		*see below*	$ 93,512	$ -	
All HS Subject Teachers	*0.00*	0.00		*Yes*			
In House Suspension	0.00			*Yes*	$ 93,512	$ -	
Consumer Science	0.00			*Yes*	$ 93,512	$ -	
Business	0.00			*Yes*	$ 93,512	$ -	
Video Production	0.00			*Yes*	$ 93,512	$ -	
ROTC	0.00			*Yes*	$ 93,512	$ -	
All General Education Teachers	32.00		34.00			$ 3,179,408.00	

Henry J. Robinson Middle School	Last year's staff	Required minimum	Budgeted Staff	Check: Sufficient Staff?	Average Salary + Benefits	Amount	Notes
Paraprofessionals:							
Mainstream Paras							
Preschool Para	0.00	0.00		*Yes*	$ 37,989	$ -	
Kindergarten Para	0.00	0.00		*Yes*	$ 37,989	$ -	
Mainstream Paras	4.00		4.00	*Yes*	$ 37,989	$ 151,957.00	
All General Education Paras	4.00	0.00	4.00			**$ 151,957.00**	
Special Programs							
Special Education	If you plan to change special education staffing, contact Mike Lovato by 3/16/2020						
Adjustment Teachers	0.00			*No change*	$ 93,512	$ -	
LEAP Teachers	0.00			*No change*	$ 93,512	$ -	
CSA Teachers	1.00		1.00	*No change*	$ 93,512	$ 93,512.00	
Other Special Ed Teachers	7.00		7.00	*No change*	$ 93,512	$ 654,584.00	
				No change			
Special Education Classroom Paras	5.00		5.00	*No change*	$ 37,989	$ 189,946.25	
504 /1to1	3.00	*Provided outside of SSB*	3.00	*Provided outside of SSB*	$ 37,989	$ 113,968	
English Language Learners							
ELL Teachers	3.00	3.00	5.00	*Yes*	$ 93,512	$ 467,560.00	
ELL Para	0.00			*Yes*	$ 37,989	$ -	
ELL Tutor (Title III)	2.00	*Provided outside of SSB*	2.00	*Provided outside of SSB*	$ 15,750	$ 31,500	
All Special Programs Teachers & Paras	21.00	3.00	23.00			**$ 1,551,070**	
Student Support:							
Guidance Counselor	1.00		*1.00*	*Yes*	$ 107,539	$ 107,538.80	
Social Worker	1.00	*Provided outside of SSB*	1.00	*Provided outside of SSB*	$ 109,292	$ 109,292	
Additional social workers	0.00			*Yes*	$ 109,292	$ -	
SEL Tutors: 18 hrs/week	0.00			*Yes*	$ 18,900	$ -	
Tutors: 18 hrs/week	0.00			*Yes*	$ 18,900	$ -	
Tutors: 15 hrs/week (Title I)	7.00		7.00	*Yes*	$ 14,850	$ 103,950.00	
Parent Liaisons: Stipended (Title I)	1.00			*Yes*	$ 3,000	$ -	
Parent Liaisons: 18 hrs/week (Title I)	0.00		1.00	*Yes*	$ 11,340	$ 11,340.00	
Parent Liaison, full time	0.00			*Yes*	$ 43,091	$ -	
	10.00	0.00	10.00			**$ 332,121**	
Facilities							
Security Guards	0.00	0.00		*Yes*	$ 52,525	$ -	
Custodians	4.00		4.00	*Yes*	$ 56,107	$ 224,429	
	4.00	0.00	4.00			**$ 224,429**	
High School-Specific Positions							
Coordinator of Student Support Services	0.00			*Yes*	$ 146,910	$ -	
Discipline & Operations Specialist	0.00			*Yes*	$ 126,737	$ -	
Academic Chairs	0.00			*Yes*	$ 135,109	$ -	
Director of the Freshman Academy	0.00			*Yes*	$ 137,155	$ -	
Student Services Specialist - Freshman Academy	0.00			*Yes*	$ 117,796	$ -	
Bursar/Financial Specialist	0.00			*Yes*	$ 58,072	$ -	
Clerk Schedulers	0.00			*Yes*	$ 53,208	$ -	
Administrator of Athletics	0.00			*Yes*	$ 141,671	$ -	
Student Activity Advisor	0.00			*Yes*	$ 96,122	$ -	
	0.00	0.00	0.00			**$ -**	
Other Positions							
Other (Please describe)	0.00			*Yes*	See James Hall and Linus Guillory t	$ -	
Other (Please describe)	0.00			*Yes*	See James Hall and Linus Guillory t	$ -	
	0.00		0.00			**$ -**	
Total Staffing							
	77.00		81.00			$ 6,048,948	
Non-Personnel							
Instructional Supplies	$ 42,480		$ 63,562	*Yes*		$ 63,562.00	

Henry J. Robinson Middle School	Last year's staff	Required minimum	Budgeted Staff	Check: Sufficient Staff?	Average Salary + Benefits	Amount	Notes
STEM Lead Stipends	$ -			*Yes*		$ -	
Enrichment	$ -			*Yes*		$ -	
Athletics: Coaches	$ -			*Yes*		$ -	
Athletics: Contracted Services	$ -			*Yes*		$ -	
Athletics: Transportation	$ -			*Yes*		$ -	
Athletics: Supplies & Uniforms	$ -			*Yes*		$ -	
Athletics: Rental Fees	$ -			*Yes*		$ -	
Student Activity Stipends	$ -			*Yes*		$ -	
Student Activity Supplies	$ -			*Yes*		$ -	
Dual Enrollment	$ -	*Provided outside of SSB*	$ -	*Provided outside of SSB*		$ -	
SCORE Peer Mediation	$ -	*Provided outside of SSB*	$ -	*Provided outside of SSB*		$ -	
Band camp	$ -	*Provided outside of SSB*	$ -	*Provided outside of SSB*		$ -	
Choral supplies	$ -	*Provided outside of SSB*	$ -	*Provided outside of SSB*		$ -	
Jr. Air Force ROTC Supplies & Equip.	$ -			*Yes*		$ -	
Other (describe in column H)				*Yes*		$ -	
	$ 42,480		$ 63,562			**$ 63,562.00**	

Title I Review							
Coaches	1.00	1.00	1.00	*See below*	$ 97,985	$ 97,985	
Parent Liaisons: Stipended	1.00		0.00	*See below*	$ 3,000	$ -	
Parent Liaisons: 18 hrs/week	0.00		1.00	*See below*	$ 11,340	$ 11,340	
Tutors: 15 hrs/wk	7.00		7.00	*See below*	$ 14,850	$ 103,950	
Total Title I Allocation	$ 213,275	$ 213,275	*9*	*Yes*		**$ 213,275**	

Total Budget	
	$ 6,112,510

STEM Academy at the Rogers School

School Year 20-21 Budget

Category	Students	Weight	Amount
Weights			
All students	871.5	$4,500	$3,921,750
Economically disadvantaged	593.0	$1,575	$933,975
Low incoming performance	128.0	$900	$115,200
Grades PreK-3	351.5	$1,575	$553,613
Grade 9	0.0	$3,750	$0
ELL below Level 3	87.0	$2,750	$239,250
ELL Level 3 and above	252.0	$1,400	$352,800
SWD substantially separate	14.0	$22,500	$315,000
SWD inclusion/language	87.0	$6,250	$543,750
			$6,975,338
Baseline			
ELL Baseline			$0
SWD Baseline			$0
General Ed Baseline			$0
Other Policies			
Transition amount			$514,713
Budget Exceptions			$0
FSF Total			
			$7,490,050
Funding from outside FSF			
Title I			$ 228,125
Other positions provided outside of FSF			$ 216,771
Total funding			
			$7,934,946

Exception Reason:

Comparison to previous year budget

Year	19-20	20-21	Change
Enrollment	843	872	29
FSF Budget	$ 7,245,109	$7,490,050	$ 244,941
Other Funding	$ 444,896	$ 444,896	$ -
Total Budget	**$ 7,690,005**	**$ 7,934,946**	**$ 244,941**
$ per pupil	$ 9,122	$ 9,105	$ (17)

($269,772)	
269772	
244941	
514713	

Summary

The Stem's funding decreased due to weights but was supplemented by the transition policy.

STEM Academy at the Rogers School
School Year 20-21 Budget

Positions in navy blue have been HS-only in the past

	Last year's staff	Required minimum	Budgeted Staff	Check: Sufficient Staff?	Average Salary + Benefits	Amount	Notes
			Budget in blank cells			$ 0	Amount remaining to budget
			Gray cells are budgeted for you			$7,934,946	Total Allocation, All Sources
2100 Principal's Office:							
Principal/Coordinator	1.00	1.00	1.00	*Yes*	$ 140,268	$ 140,268.00	
Headmaster	0.00	0.00		*Yes*	$ 173,680		
Assistant Principal	2.00		2.00	*Yes*	$ 128,579	$ 257,158.00	
House Deans	0.00			*Yes*	$ 141,596		
Administrative Assistant	1.00	1.00	1.00	*Yes*	$ 56,107	$ 56,107.20	
	4.00	2.00	4.00			$ 453,533.20	
Coaches:							
Math Resource Teacher	1.00		1.00	*Yes*	$ 93,512	$ 93,512.00	
Literacy Specialist	1.00	1.00	1.00	*Yes*	$ 97,985	$ 97,985.00	
Instructional Specialist	0.00	0.00		*Yes*	$ 97,985	$ -	
Additional professional development coaches				*Yes*	$ 97,985	$ -	
	2.00	1.00	2.00			$ 191,497.00	
General Education Teachers:							
Classroom Teachers							
PreSchool Teachers	0.00	0.00		*Yes*	$ 93,512	$ -	
Kindergarten Teachers	4.00	3.00	4.00	*Yes*	$ 93,512	$ 374,048.00	
1st Grade Teachers	4.00	*see below*	4.00	*see below*	$ 93,512	$ 374,048.00	
2nd Grade Teachers	4.00	*see below*	4.00	*see below*	$ 93,512	$ 374,048.00	
3rd Grade Teachers	4.00	*see below*	4.00	*see below*	$ 93,512	$ 374,048.00	
4th Grade Teachers	4.00	*see below*	4.00	*see below*	$ 93,512	$ 374,048.00	
5th Grade Teachers	4.00	*see below*	4.00	*see below*	$ 93,512	$ 374,048.00	
6th Grade Teachers	4.00	*see below*	4.00	*see below*	$ 93,512	$ 374,048.00	
7th Grade Teachers	4.00	*see below*	4.00	*see below*	$ 93,512	$ 374,048.00	
8th Grade Teachers	4.00	*see below*	4.00	*see below*	$ 93,512	$ 374,048.00	
Loopers	2.00	*see below*		*see below*	$ 93,512	$ -	
All Grades 1-8 Teachers	*34.00*	*30.00*	*32.00*	*Yes*			
Allied Arts							
Art	2.00		2.00	*Yes*	$ 93,512	$ 187,024.00	
Music	2.00		2.00	*Yes*	$ 93,512	$ 187,024.00	
Physical Education	2.00	1.00	2.00	*Yes*	$ 93,512	$ 187,024.00	
Technology Ed	0.00		1.00	*Yes*	$ 93,512	$ 93,512.00	
Drama	0.00			*Yes*	$ 93,512	$ -	
ITS	1.00		1.00	*Yes*	$ 93,512	$ 93,512.00	
Content Literacy	1.00		1.00	*Yes*	$ 93,512	$ 93,512.00	
Health	0.00			*Yes*	$ 93,512	$ -	
Dance	0.00			*Yes*	$ 93,512	$ -	
Library/Media Specialist	0.00			*Yes*	$ 108,442	$ -	
Other	0.00		1.00	*Yes*	$ 93,512	$ 93,512.00	
Subject Teachers (High school only)							
Math Teachers	0.00	*see below*		*see below*	$ 93,512	$ -	
Science Teachers	0.00	*see below*		*see below*	$ 93,512	$ -	
Social Studies Teachers	0.00	*see below*		*see below*	$ 93,512	$ -	
English	0.00	*see below*		*see below*	$ 93,512	$ -	
Foreign Language	0.00	*see below*		*see below*	$ 93,512	$ -	
All HS Subject Teachers	*0.00*	0.00		*Yes*			
In House Suspension	0.00			*Yes*	$ 93,512	$ -	
Consumer Science	0.00			*Yes*	$ 93,512	$ -	
Business	0.00			*Yes*	$ 93,512	$ -	
Video Production	0.00			*Yes*	$ 93,512	$ -	
ROTC	0.00			*Yes*	$ 93,512	$ -	
All General Education Teachers	46.00		46.00			$ 4,301,552.00	
Paraprofessionals:							

STEM Academy at the Rogers School	Last year's staff	Required minimum	Budgeted Staff	Check: Sufficient Staff?	Average Salary + Benefits	Amount	Notes
Mainstream Paras							
Preschool Para	0.00	0.00		*Yes*	$ 37,989	$ -	
Kindergarten Para	4.00	3.00	4.00	*Yes*	$ 37,989	$ 151,957.00	
Mainstream Paras	8.00		9.00	*Yes*	$ 37,989	$ 341,903.25	
All General Education Paras	12.00	3.00	13.00			**$ 493,860.25**	
Special Programs							
Special Education	If you plan to change special education staffing, contact Mike Lovato by 3/16/2020						
Adjustment Teachers	0.00			*No change*	$ 93,512	$ -	
LEAP Teachers	0.00			*No change*	$ 93,512	$ -	
CSA Teachers	2.00		2.00	*No change*	$ 93,512	$ 187,024.00	
Other Special Ed Teachers	7.00		7.00	*No change*	$ 93,512	$ 654,584.00	
				No change			
Special Education Classroom Paras	6.00		6.00	*No change*	$ 37,989	$ 227,935.50	
504 /1to1	2.00	*Provided outside of SSB*	2.00	*Provided outside of SSB*	$ 37,989	$ 75,979	
English Language Learners							
ELL Teachers	5.00	5.00	5.00	*Yes*	$ 93,512	$ 467,560.00	
ELL Para	0.00			*Yes*	$ 37,989	$ -	
ELL Tutor (Title III)	2.00	*Provided outside of SSB*	2.00	*Provided outside of SSB*	$ 15,750	$ 31,500	
All Special Programs Teachers & Paras	24.00	5.00	24.00			**$ 1,644,582**	
Student Support:							
Guidance Counselor	1.00		*1.00*	*Yes*	$ 107,539	$ 107,538.80	
Social Worker	1.00	*Provided outside of SSB*	1.00	*Provided outside of SSB*	$ 109,292	$ 109,292	
Additional social workers	0.00			*Yes*	$ 109,292	$ -	
SEL Tutors: 18 hrs/week	0.00			*Yes*	$ 18,900	$ -	
Tutors: 18 hrs/week	0.00		2.00	*Yes*	$ 18,900	$ 37,800.00	
Tutors: 15 hrs/week (Title I)	8.00		8.00	*Yes*	$ 14,850	$ 118,800.00	
Parent Liaisons: Stipended (Title I)	0.00			*Yes*	$ 3,000	$ -	
Parent Liaisons: 18 hrs/week (Title I)	1.00		1.00	*Yes*	$ 11,340	$ 11,340.00	
Parent Liaison, full time	0.00		1.00	*Yes*	$ 43,091	$ 43,091.50	
	11.00	0.00	14.00			**$ 427,862**	
Facilities							
Security Guards	0.00	0.00		*Yes*	$ 52,525	$ -	
Custodians	4.00		4.00	*Yes*	$ 56,107	$ 224,429	
	4.00	0.00	4.00			**$ 224,429**	
High School-Specific Positions							
Coordinator of Student Support Services	0.00			*Yes*	$ 146,910	$ -	
Discipline & Operations Specialist	0.00			*Yes*	$ 126,737	$ -	
Academic Chairs	0.00			*Yes*	$ 135,109	$ -	
Director of the Freshman Academy	0.00			*Yes*	$ 137,155	$ -	
Student Services Specialist - Freshman Academy	0.00			*Yes*	$ 117,796	$ -	
Bursar/Financial Specialist	0.00			*Yes*	$ 58,072	$ -	
Clerk Schedulers	0.00			*Yes*	$ 53,208	$ -	
Administrator of Athletics	0.00			*Yes*	$ 141,671	$ -	
Student Activity Advisor	0.00			*Yes*	$ 96,122	$ -	
	0.00	0.00	0.00			**$ -**	
Other Positions							
Other (Please describe)	0.00		*1.00*	*Yes*	See James Hall and Linus Guillory t	$ 102,082.0	new position-Cool down culture co
Other (Please describe)	0.00			*Yes*	See James Hall and Linus Guillory t	$ -	
	0.00		1.00			**$ 102,082.0**	
Total Staffing							
	103.00		108.00			$ 7,839,398	
Non-Personnel							
Instructional Supplies	$ 71,430			*Yes*		$ -	
STEM Lead Stipends	$ 25,000		$ 3,600	*Yes*		$ 3,600.00	
Enrichment	$ -			*Yes*		$ -	

STEM Academy at the Rogers School	Last year's staff	Required minimum	Budgeted Staff	Check: Sufficient Staff?	Average Salary + Benefits	Amount	Notes
Athletics: Coaches	$ -			*Yes*		$ -	
Athletics: Contracted Services	$ -			*Yes*		$ -	
Athletics: Transportation	$ -			*Yes*		$ -	
Athletics: Supplies & Uniforms	$ -			*Yes*		$ -	
Athletics: Rental Fees	$ -			*Yes*		$ -	
Student Activity Stipends	$ -			*Yes*		$ -	
Student Activity Supplies	$ -			*Yes*		$ -	
Dual Enrollment	$ -	*Provided outside of SSB*	$ -	*Provided outside of SSB*		$ -	
SCORE Peer Mediation	$ -	*Provided outside of SSB*	$ -	*Provided outside of SSB*		$ -	
Band camp	$ -	*Provided outside of SSB*	$ -	*Provided outside of SSB*		$ -	
Choral supplies	$ -	*Provided outside of SSB*	$ -	*Provided outside of SSB*		$ -	
Jr. Air Force ROTC Supplies & Equip.	$ -			*Yes*		$ -	
Other (describe in column H)			$ 91,948	*Yes*		$ 91,948.00	
	$ 96,430		$ 95,548			**$ 95,548.00**	
Title I Review							
Coaches	1.00	1.00	1.00	*See below*	$ 97,985	$ 97,985	
Parent Liaisons: Stipended	0.00		0.00	*See below*	$ 3,000	$ -	
Parent Liaisons: 18 hrs/week	1.00		1.00	*See below*	$ 11,340	$ 11,340	
Tutors: 15 hrs/wk	8.00		8.00	*See below*	$ 14,850	$ 118,800	
Total Title I Allocation	$ 228,125	$ 228,125	*10*	*Yes*		**$ 228,125**	
Total Budget							
						$ 7,934,946	

Kathryn P. Stoklosa Middle School

School Year 20-21 Budget

Category	Students	Weight	Amount
Weights			
All students	651.0	$4,500	$2,929,500
Economically disadvantaged	559.0	$1,575	$880,425
Low incoming performance	94.0	$900	$84,600
Grades PreK-3	0.0	$1,575	$0
Grade 9	0.0	$3,750	$0
ELL below Level 3	48.0	$2,750	$132,000
ELL Level 3 and above	267.0	$1,400	$373,800
SWD substantially separate	19.0	$22,500	$427,500
SWD inclusion/language	91.0	$6,250	$568,750
			$5,396,575
Baseline			
ELL Baseline			$0
SWD Baseline			$0
General Ed Baseline			$0
Other Policies			
Transition amount			$207,098
Budget Exceptions			$0
FSF Total			
			$5,603,673
Funding from outside FSF			
Title I			$ 224,615
Other positions provided outside of FSF			$ 140,792
Total funding			
			$5,969,080

Transition amount decreased once current allocation was reduced

Exception Reason:

Comparison to previous year budget

Year	19-20	20-21	Change
Enrollment	682	651	-31
FSF Budget	$ 5,603,673	$5,603,673	$ -
Other Funding	$ 365,407	$ 365,407	$ -
Total Budget	**$ 5,969,080**	**$ 5,969,080**	**$ -**
$ per pupil	$ 8,752	$ 9,169	$ 417

Summary

The Stoklosa's funding decreased due to enrollment decreases but was supplemented by transition policy due to being a Renaissance School.

Kathryn P. Stoklosa Middle School School Year 20-21 Budget	Last year's staff	Required minimum	Budgeted Staff	Check: Sufficient Staff?	Average Salary + Benefits	Amount	Notes
			Budget in blank cells			$ 0	Amount remaining to budget
Positions in navy blue have been HS-only in the past			Gray cells are budgeted for you			$5,969,080	Total Allocation, All Sources
2100 Principal's Office:							
Principal/Coordinator	1.00	1.00	1.00	*Yes*	$ 140,268	$ 140,268.00	
Headmaster	0.00	0.00		*Yes*	$ 173,680		
Assistant Principal	1.00		1.00	*Yes*	$ 128,579	$ 128,579.00	
House Deans	0.00			*Yes*	$ 141,596		
Administrative Assistant	1.00	1.00	1.00	*Yes*	$ 56,107	$ 56,107.20	
	3.00	2.00	3.00			$ 324,954.20	
Coaches:							
Math Resource Teacher	1.00		1.00	*Yes*	$ 93,512	$ 93,512.00	
Literacy Specialist	1.00	1.00		*Please budget additional staff*	$ 97,985	$ -	
Instructional Specialist	0.00	0.00	1.00	*Yes*	$ 97,985	$ 97,985.00	
Additional professional development coaches				*Yes*	$ 97,985	$ -	
	2.00	1.00	2.00			$ 191,497.00	
General Education Teachers:							
Classroom Teachers							
PreSchool Teachers	0.00	0.00		*Yes*	$ 93,512	$ -	
Kindergarten Teachers	0.00	0.00		*Yes*	$ 93,512	$ -	
1st Grade Teachers	0.00	*see below*		*see below*	$ 93,512	$ -	
2nd Grade Teachers	0.00	*see below*		*see below*	$ 93,512	$ -	
3rd Grade Teachers	0.00	*see below*		*see below*	$ 93,512	$ -	
4th Grade Teachers	0.00	*see below*		*see below*	$ 93,512	$ -	
5th Grade Teachers	6.00	*see below*	6.00	*see below*	$ 93,512	$ 561,072.00	
6th Grade Teachers	6.00	*see below*	6.00	*see below*	$ 93,512	$ 561,072.00	
7th Grade Teachers	6.00	*see below*	6.00	*see below*	$ 93,512	$ 561,072.00	
8th Grade Teachers	6.00	*see below*	6.00	*see below*	$ 93,512	$ 561,072.00	
Loopers	4.00	*see below*	4.00	*see below*	$ 93,512	$ 374,048.00	
All Grades 1-8 Teachers	*28.00*	*20.00*	*28.00*	*Yes*			
Allied Arts							
Art	2.00		2.00	*Yes*	$ 93,512	$ 187,024.00	
Music	2.00		1.00	*Yes*	$ 93,512	$ 93,512.00	
Physical Education	2.00	1.00	2.00	*Yes*	$ 93,512	$ 187,024.00	
Technology Ed	0.00			*Yes*	$ 93,512	$ -	
Drama	0.00			*Yes*	$ 93,512	$ -	
ITS	1.00		1.00	*Yes*	$ 93,512	$ 93,512.00	
Content Literacy	0.00			*Yes*	$ 93,512	$ -	
Health	0.00			*Yes*	$ 93,512	$ -	
Dance	0.00			*Yes*	$ 93,512	$ -	
Library/Media Specialist	0.00			*Yes*	$ 108,442	$ -	
Other	2.00		3.00	*Yes*	$ 93,512	$ 280,536.00	
Subject Teachers (High school only)							
Math Teachers	0.00	*see below*		*see below*	$ 93,512	$ -	
Science Teachers	0.00	*see below*		*see below*	$ 93,512	$ -	
Social Studies Teachers	0.00	*see below*		*see below*	$ 93,512	$ -	
English	0.00	*see below*		*see below*	$ 93,512	$ -	
Foreign Language	0.00	*see below*		*see below*	$ 93,512	$ -	
All HS Subject Teachers	*0.00*	0.00		*Yes*			
In House Suspension	0.00			*Yes*	$ 93,512	$ -	
Consumer Science	0.00			*Yes*	$ 93,512	$ -	
Business	0.00			*Yes*	$ 93,512	$ -	
Video Production	0.00			*Yes*	$ 93,512	$ -	
ROTC	0.00			*Yes*	$ 93,512	$ -	
All General Education Teachers	37.00		37.00			$ 3,459,944.00	

Kathryn P. Stoklosa Middle School	Last year's staff	Required minimum	Budgeted Staff	Check: Sufficient Staff?	Average Salary + Benefits	Amount	Notes
Paraprofessionals:							
Mainstream Paras							
Preschool Para	0.00	0.00		*Yes*	$ 37,989	$ -	
Kindergarten Para	0.00	0.00		*Yes*	$ 37,989	$ -	
Mainstream Paras	6.00		5.00	*Yes*	$ 37,989	$ 189,946.25	
All General Education Paras	6.00	0.00	5.00			**$ 189,946.25**	
Special Programs							
Special Education	If you plan to change special education staffing, contact Mike Lovato by 3/16/2020						
Adjustment Teachers	2.00		2.00	*No change*	$ 93,512	$ 187,024.00	
LEAP Teachers	0.00			*No change*	$ 93,512	$ -	
CSA Teachers	0.00			*No change*	$ 93,512	$ -	
Other Special Ed Teachers	6.00		6.00	*No change*	$ 93,512	$ 561,072.00	
				No change			
Special Education Classroom Paras	2.00		2.00	*No change*	$ 37,989	$ 75,978.50	
504 /1to1	0.00	*Provided outside of SSB*	0.00	*Provided outside of SSB*	$ 37,989	$ -	
English Language Learners							
ELL Teachers	3.00	3.00	3.00	*Yes*	$ 93,512	$ 280,536.00	
ELL Para	0.00			*Yes*	$ 37,989	$ -	
ELL Tutor (Title III)	2.00	*Provided outside of SSB*	2.00	*Provided outside of SSB*	$ 15,750	$ 31,500	
All Special Programs Teachers & Paras	15.00	3.00	15.00			**$ 1,136,111**	
Student Support:							
Guidance Counselor	1.00		*1.00*	*Yes*	$ 107,539	$ 107,538.80	
Social Worker	1.00	*Provided outside of SSB*	1.00	*Provided outside of SSB*	$ 109,292	$ 109,292	
Additional social workers	0.00			*Yes*	$ 109,292	$ -	
SEL Tutors: 18 hrs/week	0.00			*Yes*	$ 18,900	$ -	
Tutors: 18 hrs/week	1.00			*Yes*	$ 18,900	$ -	
Tutors: 15 hrs/week (Title I)	7.00		7.76	*Yes*	$ 14,850	$ 115,289.46	
Parent Liaisons: Stipended (Title I)	0.00			*Yes*	$ 3,000	$ -	
Parent Liaisons: 18 hrs/week (Title I)	1.00		1.00	*Yes*	$ 11,340	$ 11,340.00	
Parent Liaison, full time	0.00		1.00	*Yes*	$ 43,091	$ 43,091.50	
	11.00	0.00	11.76			**$ 386,552**	
Facilities							
Security Guards	0.00	0.00		*Yes*	$ 52,525	$ -	
Custodians	4.00		4.00	*Yes*	$ 56,107	$ 224,429	
	4.00	0.00	4.00			**$ 224,429**	
High School-Specific Positions							
Coordinator of Student Support Services	0.00			*Yes*	$ 146,910	$ -	
Discipline & Operations Specialist	0.00			*Yes*	$ 126,737	$ -	
Academic Chairs	0.00			*Yes*	$ 135,109	$ -	
Director of the Freshman Academy	0.00			*Yes*	$ 137,155	$ -	
Student Services Specialist - Freshman Academy	0.00			*Yes*	$ 117,796	$ -	
Bursar/Financial Specialist	0.00			*Yes*	$ 58,072	$ -	
Clerk Schedulers	0.00			*Yes*	$ 53,208	$ -	
Administrator of Athletics	0.00			*Yes*	$ 141,671	$ -	
Student Activity Advisor	0.00			*Yes*	$ 96,122	$ -	
	0.00	0.00	0.00			**$ -**	
Other Positions							
Other (Please describe)	0.00			*Yes*	See James Hall and Linus Guillory t	$ -	
Other (Please describe)	0.00			*Yes*	See James Hall and Linus Guillory t	$ -	
	0.00		0.00			**$ -**	
Total Staffing							
	78.00		77.76			$ 5,913,433	
Non-Personnel							
Instructional Supplies	$ 45,450		$ 55,647	*Yes*		$ 55,647.00	

Kathryn P. Stoklosa Middle School	Last year's staff	Required minimum	Budgeted Staff	Check: Sufficient Staff?	Average Salary + Benefits	Amount	Notes
STEM Lead Stipends	$ -			*Yes*		$ -	
Enrichment	$ -			*Yes*		$ -	
Athletics: Coaches	$ -			*Yes*		$ -	
Athletics: Contracted Services	$ -			*Yes*		$ -	
Athletics: Transportation	$ -			*Yes*		$ -	
Athletics: Supplies & Uniforms	$ -			*Yes*		$ -	
Athletics: Rental Fees	$ -			*Yes*		$ -	
Student Activity Stipends	$ -			*Yes*		$ -	
Student Activity Supplies	$ -			*Yes*		$ -	
Dual Enrollment	$ -	*Provided outside of SSB*	$ -	*Provided outside of SSB*		$ -	
SCORE Peer Mediation	$ -	*Provided outside of SSB*	$ -	*Provided outside of SSB*		$ -	
Band camp	$ -	*Provided outside of SSB*	$ -	*Provided outside of SSB*		$ -	
Choral supplies	$ -	*Provided outside of SSB*	$ -	*Provided outside of SSB*		$ -	
Jr. Air Force ROTC Supplies & Equip.	$ -			*Yes*		$ -	
Other (describe in column H)				*Yes*		$ -	
	$ 45,450		$ 55,647			**$ 55,647.00**	

Title I Review							
Coaches	1.00	1.00	1.00	*See below*	$ 97,985	$ 97,985	
Parent Liaisons: Stipended	0.00		0.00	*See below*	$ 3,000	$ -	
Parent Liaisons: 18 hrs/week	1.00		1.00	*See below*	$ 11,340	$ 11,340	
Tutors: 15 hrs/wk	7.00		7.76	*See below*	$ 14,850	$ 115,289	
Total Title I Allocation	$ 224,615	$ 224,615	*9.7636*	*'ou have used 100% of your Title I budget*		**$ 224,614**	

Total Budget	
	$ 5,969,080

James Sullivan Middle School

School Year 20-21 Budget

Category	Students	Weight	Amount
Weights			
All students	647.0	$4,500	$2,911,500
Economically disadvantaged	544.0	$1,575	$856,800
Low incoming performance	118.0	$900	$106,200
Grades PreK-3	0.0	$1,575	$0
Grade 9	0.0	$3,750	$0
ELL below Level 3	50.0	$2,750	$137,500
ELL Level 3 and above	209.0	$1,400	$292,600
SWD substantially separate	42.0	$22,500	$945,000
SWD inclusion/language	92.0	$6,250	$575,000
Baseline			
ELL Baseline			$0
SWD Baseline			$0
General Ed Baseline			$0
Other Policies			
Transition amount			$45,088
Budget Exceptions			$0 Exception Reason:
FSF Total			
			$5,869,688
Funding from outside FSF			
Title I			$ 228,125
Other positions provided outside of FSF			$ 125,042
Total funding			
			$6,222,855

Comparison to previous year budget

Year	19-20	20-21	Change
Enrollment	676	647	-29
FSF Budget	$ 5,869,688	$5,869,688	$ -
Other Funding	$ 353,167	$ 353,167	$ -
Total Budget	**$ 6,222,855**	**$ 6,222,855**	**$ -**
$ per pupil	$ 9,205	$ 9,618	$ 413

Summary

The Sullivan's funding decreased due to weights but was supplemented by transition policy.

James Sullivan Middle School School Year 20-21 Budget	Last year's staff	Required minimum	Budgeted Staff	Check: Sufficient Staff?	Average Salary + Benefits	Amount	Notes
			Budget in blank cells			$ (0)	Amount remaining to budget
Positions in navy blue have been HS-only in the past			Gray cells are budgeted for you			$6,222,855	Total Allocation, All Sources
2100 Principal's Office:							
Principal/Coordinator	1.00	1.00	1.00	*Yes*	$ 140,268	$ 140,268.00	
Headmaster	0.00	0.00		*Yes*	$ 173,680		
Assistant Principal	1.00		2.00	*Yes*	$ 128,579	$ 257,158.00	
House Deans	0.00			*Yes*	$ 141,596		
Administrative Assistant	1.00	1.00	1.00	*Yes*	$ 56,107	$ 56,107.20	
	3.00	2.00	4.00			$ 453,533.20	
Coaches:							
Math Resource Teacher	1.00		1.00	*Yes*	$ 93,512	$ 93,512.00	
Literacy Specialist	0.00	0.00		*Yes*	$ 97,985	$ -	
Instructional Specialist	1.00	1.00	1.00	*Yes*	$ 97,985	$ 97,985.00	
Additional professional development coaches				*Yes*	$ 97,985	$ -	
	2.00	1.00	2.00			$ 191,497.00	
General Education Teachers:							
Classroom Teachers							
PreSchool Teachers	0.00	0.00		*Yes*	$ 93,512	$ -	
Kindergarten Teachers	0.00	0.00		*Yes*	$ 93,512	$ -	
1st Grade Teachers	0.00	*see below*		*see below*	$ 93,512	$ -	
2nd Grade Teachers	0.00	*see below*		*see below*	$ 93,512	$ -	
3rd Grade Teachers	0.00	*see below*		*see below*	$ 93,512	$ -	
4th Grade Teachers	0.00	*see below*		*see below*	$ 93,512	$ -	
5th Grade Teachers	6.00	*see below*	6.00	*see below*	$ 93,512	$ 561,072.00	
6th Grade Teachers	6.00	*see below*	6.00	*see below*	$ 93,512	$ 561,072.00	
7th Grade Teachers	6.00	*see below*	6.00	*see below*	$ 93,512	$ 561,072.00	
8th Grade Teachers	6.00	*see below*	6.00	*see below*	$ 93,512	$ 561,072.00	
Loopers	2.00	*see below*	2.00	*see below*	$ 93,512	$ 187,024.00	
All Grades 1-8 Teachers	*26.00*	*20.00*	*26.00*	*Yes*			
Allied Arts							
Art	1.00		1.00	*Yes*	$ 93,512	$ 93,512.00	
Music	1.00		1.00	*Yes*	$ 93,512	$ 93,512.00	
Physical Education	2.00	1.00	2.00	*Yes*	$ 93,512	$ 187,024.00	
Technology Ed	0.00		1.00	*Yes*	$ 93,512	$ 93,512.00	
Drama	1.00			*Yes*	$ 93,512	$ -	
ITS	0.00			*Yes*	$ 93,512	$ -	
Content Literacy	0.00			*Yes*	$ 93,512	$ -	
Health	1.00		1.00	*Yes*	$ 93,512	$ 93,512.00	
Dance	0.00			*Yes*	$ 93,512	$ -	
Library/Media Specialist	0.00			*Yes*	$ 108,442	$ -	
Other	2.00		2.00	*Yes*	$ 93,512	$ 187,024.00	
Subject Teachers (High school only)							
Math Teachers	0.00	*see below*		*see below*	$ 93,512	$ -	
Science Teachers	0.00	*see below*		*see below*	$ 93,512	$ -	
Social Studies Teachers	0.00	*see below*		*see below*	$ 93,512	$ -	
English	0.00	*see below*		*see below*	$ 93,512	$ -	
Foreign Language	0.00	*see below*		*see below*	$ 93,512	$ -	
All HS Subject Teachers	*0.00*	0.00		*Yes*			
In House Suspension	0.00			*Yes*	$ 93,512	$ -	
Consumer Science	0.00			*Yes*	$ 93,512	$ -	
Business	0.00			*Yes*	$ 93,512	$ -	
Video Production	0.00			*Yes*	$ 93,512	$ -	
ROTC	0.00			*Yes*	$ 93,512	$ -	
All General Education Teachers	34.00		34.00			$ 3,179,408.00	

James Sullivan Middle School	Last year's staff	Required minimum	Budgeted Staff	Check: Sufficient Staff?	Average Salary + Benefits	Amount	Notes
Paraprofessionals:							
Mainstream Paras							
Preschool Para	0.00	0.00		*Yes*	$ 37,989	$ -	
Kindergarten Para	0.00	0.00		*Yes*	$ 37,989	$ -	
Mainstream Paras	4.00		4.00	*Yes*	$ 37,989	$ 151,957.00	
All General Education Paras	4.00	0.00	4.00			**$ 151,957.00**	
Special Programs							
Special Education	If you plan to change special education staffing, contact Mike Lovato by 3/16/2020						
Adjustment Teachers	2.00		2.00	*No change*	$ 93,512	$ 187,024.00	
LEAP Teachers	0.00			*No change*	$ 93,512	$ -	
CSA Teachers	2.00		2.00	*No change*	$ 93,512	$ 187,024.00	
Other Special Ed Teachers	6.00		6.00	*No change*	$ 93,512	$ 561,072.00	
				No change			
Special Education Classroom Paras	8.00		8.00	*No change*	$ 37,989	$ 303,914.00	
504 /1to1	2.00	*Provided outside of SSB*	0.00	*Provided outside of SSB*	$ 37,989	$ -	
English Language Learners							
ELL Teachers	3.00	3.00	3.00	*Yes*	$ 93,512	$ 280,536.00	
ELL Para	2.00		2.00	*Yes*	$ 37,989	$ 75,978.50	
ELL Tutor (Title III)	1.00	*Provided outside of SSB*	1.00	*Provided outside of SSB*	$ 15,750	$ 15,750	
All Special Programs Teachers & Paras	26.00	3.00	24.00			**$ 1,611,299**	
Student Support:							
Guidance Counselor	1.00		*1.00*	*Yes*	$ 107,539	$ 107,538.80	
Social Worker	1.00	*Provided outside of SSB*	1.00	*Provided outside of SSB*	$ 109,292	$ 109,292	
Additional social workers	1.00			*Yes*	$ 109,292	$ -	
SEL Tutors: 18 hrs/week	0.00			*Yes*	$ 18,900	$ -	
Tutors: 18 hrs/week	0.00			*Yes*	$ 18,900	$ -	
Tutors: 15 hrs/week (Title I)	8.00		7.00	*Yes*	$ 14,850	$ 103,950.00	
Parent Liaisons: Stipended (Title I)	0.00			*Yes*	$ 3,000	$ -	
Parent Liaisons: 18 hrs/week (Title I)	1.00		1.00	*Yes*	$ 11,340	$ 11,340.00	
Parent Liaison, full time	0.00			*Yes*	$ 43,091	$ -	
	12.00	0.00	10.00			**$ 332,121**	
Facilities							
Security Guards	0.00	0.00		*Yes*	$ 52,525	$ -	
Custodians	4.00		4.00	*Yes*	$ 56,107	$ 224,429	
	4.00	0.00	4.00			**$ 224,429**	
High School-Specific Positions							
Coordinator of Student Support Services	0.00			*Yes*	$ 146,910	$ -	
Discipline & Operations Specialist	0.00			*Yes*	$ 126,737	$ -	
Academic Chairs	0.00			*Yes*	$ 135,109	$ -	
Director of the Freshman Academy	0.00			*Yes*	$ 137,155	$ -	
Student Services Specialist - Freshman Academy	0.00			*Yes*	$ 117,796	$ -	
Bursar/Financial Specialist	0.00			*Yes*	$ 58,072	$ -	
Clerk Schedulers	0.00			*Yes*	$ 53,208	$ -	
Administrator of Athletics	0.00			*Yes*	$ 141,671	$ -	
Student Activity Advisor	0.00			*Yes*	$ 96,122	$ -	
	0.00	0.00	0.00			**$ -**	
Other Positions							
Other (Please describe)	0.00			*Yes*	See James Hall and Linus Guillory t	$ -	
Other (Please describe)	0.00			*Yes*	See James Hall and Linus Guillory t	$ -	
	0.00		0.00			**$ -**	
Total Staffing							
	85.00		82.00			$ 6,144,243	
Non-Personnel							
Instructional Supplies	$ 45,090		$ 78,612	*Yes*		$ 78,612.00	$10,000 SW salaray add for Opp. Room

James Sullivan Middle School	Last year's staff	Required minimum	Budgeted Staff	Check: Sufficient Staff?	Average Salary + Benefits	Amount	Notes
STEM Lead Stipends	$ -			*Yes*		$ -	$7,200 for Sci Coord & ELL Coord.
Enrichment	$ -			*Yes*		$ -	$30,000 for General Supplies
Athletics: Coaches	$ -			*Yes*		$ -	$20,000 for PD
Athletics: Contracted Services	$ -			*Yes*		$ -	$11,412 for Technology
Athletics: Transportation	$ -			*Yes*		$ -	
Athletics: Supplies & Uniforms	$ -			*Yes*		$ -	
Athletics: Rental Fees	$ -			*Yes*		$ -	
Student Activity Stipends	$ -			*Yes*		$ -	
Student Activity Supplies	$ -			*Yes*		$ -	
Dual Enrollment	$ -	*Provided outside of SSB*	$ -	*Provided outside of SSB*		$ -	
SCORE Peer Mediation	$ -	*Provided outside of SSB*	$ -	*Provided outside of SSB*		$ -	
Band camp	$ -	*Provided outside of SSB*	$ -	*Provided outside of SSB*		$ -	
Choral supplies	$ -	*Provided outside of SSB*	$ -	*Provided outside of SSB*		$ -	
Jr. Air Force ROTC Supplies & Equip.	$ -			*Yes*		$ -	
Other (describe in column H)				*Yes*		$ -	
	$ 45,090		$ 78,612			**$ 78,612.00**	

Title I Review							
Coaches	1.00	1.00	1.00	*See below*	$ 97,985	$ 97,985	
Parent Liaisons: Stipended	0.00		0.00	*See below*	$ 3,000	$ -	
Parent Liaisons: 18 hrs/week	1.00		1.00	*See below*	$ 11,340	$ 11,340	
Tutors: 15 hrs/wk	8.00		7.00	*See below*	$ 14,850	$ 103,950	
Total Title I Allocation	$ 228,125	$ 228,125	*9*	*You have used 93% of your Title I budget*		**$ 213,275**	

Total Budget	
	$ 6,222,855

Dr. An Wang Middle School

School Year 20-21 Budget

Category	Students	Weight	Amount
Weights			
All students	684.0	$4,500	$3,078,000
Economically disadvantaged	515.0	$1,575	$811,125
Low incoming performance	87.0	$900	$78,300
Grades PreK-3	0.0	$1,575	$0
Grade 9	0.0	$3,750	$0
ELL below Level 3	34.0	$2,750	$93,500
ELL Level 3 and above	233.0	$1,400	$326,200
SWD substantially separate	18.0	$22,500	$405,000
SWD inclusion/language	81.0	$6,250	$506,250
			$5,298,375
Baseline			
ELL Baseline			$0
SWD Baseline			$0
General Ed Baseline			$0
Other Policies			
Transition amount			$74,596
Budget Exceptions			$0 Exception Reason:
FSF Total			
			$5,372,971
Funding from outside FSF			
Title I			$ 219,785
Other positions provided outside of FSF			$ 163,031
Total funding			
			$5,755,787

Comparison to previous year budget

Year	19-20	20-21	Change
Enrollment	715	684	-31
FSF Budget	$ 5,372,971	$5,372,971	$ -
Other Funding	$ 382,816	$ 382,816	$ -
Total Budget	**$ 5,755,787**	**$ 5,755,787**	**$ -**
$ per pupil	$ 8,050	$ 8,415	$ 365
	$0		

Summary

The Wang's funding was reduced due to weights and enrollment decreases but was supplemented by transition policy.

Dr. An Wang Middle School School Year 20-21 Budget	Last year's staff	Required minimum	Budgeted Staff	Check: Sufficient Staff?	Average Salary + Benefits	Amount	Notes
			Budget in blank cells			$ 0	Amount remaining to budget
Positions in navy blue have been HS-only in the past			Gray cells are budgeted for you			$5,755,787	Total Allocation, All Sources
2100 Principal's Office:							
Principal/Coordinator	1.00	1.00	1.00	*Yes*	$ 140,268	$ 140,268.00	
Headmaster	0.00	0.00		*Yes*	$ 173,680		
Assistant Principal	1.00		1.00	*Yes*	$ 128,579	$ 128,579.00	
House Deans	0.00			*Yes*	$ 141,596		
Administrative Assistant	1.00	1.00	1.00	*Yes*	$ 56,107	$ 56,107.20	
	3.00	2.00	3.00			$ 324,954.20	
Coaches:							
Math Resource Teacher	0.00		1.00	*Yes*	$ 93,512	$ 93,512.00	
Literacy Specialist	0.00	0.00		*Yes*	$ 97,985	$ -	
Instructional Specialist	1.00	1.00	1.00	*Yes*	$ 97,985	$ 97,985.00	
Additional professional development coaches				*Yes*	$ 97,985	$ -	
	1.00	1.00	2.00			$ 191,497.00	
General Education Teachers:							
Classroom Teachers							
PreSchool Teachers	0.00	0.00		*Yes*	$ 93,512	$ -	
Kindergarten Teachers	0.00	0.00		*Yes*	$ 93,512	$ -	
1st Grade Teachers	0.00	*see below*		*see below*	$ 93,512	$ -	
2nd Grade Teachers	0.00	*see below*		*see below*	$ 93,512	$ -	
3rd Grade Teachers	0.00	*see below*		*see below*	$ 93,512	$ -	
4th Grade Teachers	0.00	*see below*		*see below*	$ 93,512	$ -	
5th Grade Teachers	6.00	*see below*	6.00	*see below*	$ 93,512	$ 561,072.00	
6th Grade Teachers	6.00	*see below*	6.00	*see below*	$ 93,512	$ 561,072.00	
7th Grade Teachers	6.00	*see below*	6.00	*see below*	$ 93,512	$ 561,072.00	
8th Grade Teachers	8.00	*see below*	6.00	*see below*	$ 93,512	$ 561,072.00	
Loopers	0.00	*see below*		*see below*	$ 93,512	$ -	
All Grades 1-8 Teachers	*26.00*	*20.00*	*24.00*	*Yes*			
Allied Arts							
Art	2.00		2.00	*Yes*	$ 93,512	$ 187,024.00	
Music	2.00		2.00	*Yes*	$ 93,512	$ 187,024.00	
Physical Education	2.00	1.00	2.00	*Yes*	$ 93,512	$ 187,024.00	
Technology Ed	0.00			*Yes*	$ 93,512	$ -	
Drama	0.00			*Yes*	$ 93,512	$ -	
ITS	0.00			*Yes*	$ 93,512	$ -	
Content Literacy	0.00			*Yes*	$ 93,512	$ -	
Health	1.00		1.00	*Yes*	$ 93,512	$ 93,512.00	
Dance	0.00			*Yes*	$ 93,512	$ -	
Library/Media Specialist	0.00			*Yes*	$ 108,442	$ -	
Other	2.00		2.00	*Yes*	$ 93,512	$ 187,024.00	
Subject Teachers (High school only)							
Math Teachers	0.00	*see below*		*see below*	$ 93,512	$ -	
Science Teachers	0.00	*see below*		*see below*	$ 93,512	$ -	
Social Studies Teachers	0.00	*see below*		*see below*	$ 93,512	$ -	
English	0.00	*see below*		*see below*	$ 93,512	$ -	
Foreign Language	0.00	*see below*		*see below*	$ 93,512	$ -	
All HS Subject Teachers	*0.00*	0.00		*Yes*			
In House Suspension	0.00			*Yes*	$ 93,512	$ -	
Consumer Science	0.00			*Yes*	$ 93,512	$ -	
Business	0.00			*Yes*	$ 93,512	$ -	
Video Production	0.00			*Yes*	$ 93,512	$ -	
ROTC	0.00			*Yes*	$ 93,512	$ -	
All General Education Teachers	35.00		33.00			$ 3,085,896.00	
Paraprofessionals:							
Mainstream Paras							
Preschool Para	0.00	0.00		*Yes*	$ 37,989	$ -	

Dr. An Wang Middle School	Last year's staff	Required minimum	Budgeted Staff	Check: Sufficient Staff?	Average Salary + Benefits	Amount	Notes
Kindergarten Para	0.00	0.00		*Yes*	$ 37,989	$ -	
Mainstream Paras	4.00		5.00	*Yes*	$ 37,989	$ 189,946.25	
All General Education Paras	4.00	0.00	5.00			**$ 189,946.25**	
Special Programs							
Special Education	If you plan to change special education staffing, contact Mike Lovato by 3/16/2020						
Adjustment Teachers	2.00		2.00	*No change*	$ 93,512	$ 187,024.00	
LEAP Teachers	0.00			*No change*	$ 93,512	$ -	
CSA Teachers	0.00			*No change*	$ 93,512	$ -	
Other Special Ed Teachers	7.00		7.00	*No change*	$ 93,512	$ 654,584.00	
				No change			
Special Education Classroom Paras	2.00		2.00	*No change*	$ 37,989	$ 75,978.50	
504 /1to1	1.00	*Provided outside of SSB*	1.00	*Provided outside of SSB*	$ 37,989	$ 37,989	
English Language Learners							
ELL Teachers	4.00	3.00	4.00	*Yes*	$ 93,512	$ 374,048.00	
ELL Para	0.00			*Yes*	$ 37,989	$ -	
ELL Tutor (Title III)	1.00	*Provided outside of SSB*	1.00	*Provided outside of SSB*	$ 15,750	$ 15,750	
All Special Programs Teachers & Paras	17.00	3.00	17.00			**$ 1,345,374**	
Student Support:							
Guidance Counselor	1.00		*1.00*	*Yes*	$ 107,539	$ 107,538.80	
Social Worker	1.00	*Provided outside of SSB*	1.00	*Provided outside of SSB*	$ 109,292	$ 109,292	
Additional social workers	0.00			*Yes*	$ 109,292	$ -	
SEL Tutors: 18 hrs/week	0.00			*Yes*	$ 18,900	$ -	
Tutors: 18 hrs/week	0.00			*Yes*	$ 18,900	$ -	
Tutors: 15 hrs/week (Title I)	8.00		8.00	*Yes*	$ 14,850	$ 118,800.00	
Parent Liaisons: Stipended (Title I)	1.00		1.00	*Yes*	$ 3,000	$ 3,000.00	
Parent Liaisons: 18 hrs/week (Title I)	0.00			*Yes*	$ 11,340	$ -	
Parent Liaison, full time	0.00			*Yes*	$ 43,091	$ -	
	11.00	0.00	11.00			**$ 338,631**	
Facilities							
Security Guards	0.00	0.00		*Yes*	$ 52,525	$ -	
Custodians	4.00		4.00	*Yes*	$ 56,107	$ 224,429	
	4.00	0.00	4.00			**$ 224,429**	
High School-Specific Positions							
Coordinator of Student Support Services	0.00			*Yes*	$ 146,910	$ -	
Discipline & Operations Specialist	0.00			*Yes*	$ 126,737	$ -	
Academic Chairs	0.00			*Yes*	$ 135,109	$ -	
Director of the Freshman Academy	0.00			*Yes*	$ 137,155	$ -	
Student Services Specialist - Freshman Academy	0.00			*Yes*	$ 117,796	$ -	
Bursar/Financial Specialist	0.00			*Yes*	$ 58,072	$ -	
Clerk Schedulers	0.00			*Yes*	$ 53,208	$ -	
Administrator of Athletics	0.00			*Yes*	$ 141,671	$ -	
Student Activity Advisor	0.00			*Yes*	$ 96,122	$ -	
	0.00	0.00	0.00			**$ -**	
Other Positions							
Other (Please describe)	0.00			*Yes*	See James Hall and Linus Guillory t	$ -	
Other (Please describe)	0.00			*Yes*	See James Hall and Linus Guillory t	$ -	
	0.00		0.00			**$ -**	
Total Staffing							
	75.00		75.00			$ 5,700,727	
Non-Personnel							
Instructional Supplies	$ 46,350		$ 55,060	*Yes*		$ 55,060.00	
STEM Lead Stipends	$ -			*Yes*		$ -	

Dr. An Wang Middle School

	Last year's staff	Required minimum	Budgeted Staff	Check: Sufficient Staff?	Average Salary + Benefits	Amount	Notes
Enrichment	$ -			*Yes*		$ -	
Athletics: Coaches	$ -			*Yes*		$ -	
Athletics: Contracted Services	$ -			*Yes*		$ -	
Athletics: Transportation	$ -			*Yes*		$ -	
Athletics: Supplies & Uniforms	$ -			*Yes*		$ -	
Athletics: Rental Fees	$ -			*Yes*		$ -	
Student Activity Stipends	$ -			*Yes*		$ -	
Student Activity Supplies	$ -			*Yes*		$ -	
Dual Enrollment	$ -	*Provided outside of SSB*	$ -	*Provided outside of SSB*		$ -	
SCORE Peer Mediation	$ -	*Provided outside of SSB*	$ -	*Provided outside of SSB*		$ -	
Band camp	$ -	*Provided outside of SSB*	$ -	*Provided outside of SSB*		$ -	
Choral supplies	$ -	*Provided outside of SSB*	$ -	*Provided outside of SSB*		$ -	
Jr. Air Force ROTC Supplies & Equip.	$ -			*Yes*		$ -	
Other (describe in column H)				*Yes*		$ -	
	$ 46,350		$ 55,060			**$ 55,060.00**	

Title I Review

Coaches	1.00	1.00	1.00	*See below*	$ 97,985	$ 97,985	
Parent Liaisons: Stipended	1.00		1.00	*See below*	$ 3,000	$ 3,000	
Parent Liaisons: 18 hrs/week	0.00		0.00	*See below*	$ 11,340	$ -	
Tutors: 15 hrs/wk	8.00		8.00	*See below*	$ 14,850	$ 118,800	
Total Title I Allocation	$ 219,785	$ 219,785	*10*	*Yes*		**$ 219,785**	

Total Budget

	$ 5,755,787

Washington Elementary School

School Year 20-21 Budget

Category	Students	Weight	Amount
Weights			
All students	238.5	$4,500	$1,073,250
Economically disadvantaged	119.0	$1,575	$187,425
Low incoming performance	0.0	$900	$0
Grades PreK-3	193.5	$1,575	$304,763
Grade 9	0.0	$3,750	$0
ELL below Level 3	37.0	$2,750	$101,750
ELL Level 3 and above	50.0	$1,400	$70,000
SWD substantially separate	30.0	$22,500	$675,000
SWD inclusion/language	26.0	$6,250	$162,500
Baseline			
ELL Baseline			$15,274
SWD Baseline			$0
General Ed Baseline			$371,716
Other Policies			
Transition amount			$3,374
Budget Exceptions			$0 Exception Reason:
FSF Total			
			$2,965,051
Funding from outside FSF			
Title I			$ 145,535
Other positions provided outside of FSF			$ 37,989
Total funding			
			$3,148,575

Comparison to previous year budget

Year	19-20	20-21	Change
Enrollment	237	239	2
FSF Budget	$ 2,946,403	$2,965,051	$ 18,648
Other Funding	$ 183,524	$ 183,524	$ -
Total Budget	**$ 3,129,927**	**$ 3,148,575**	**$ 18,648**
$ per pupil	$ 13,206	$ 13,202	$ (5)

Summary

The Washington's funding decreased due to weights but was supplemented by EL baseline, small school supplement and transition policy.

Washington Elementary School School Year 20-21 Budget	Last year's staff	Required minimum	Budgeted Staff	Check: Sufficient Staff?	Average Salary + Benefits	Amount	Notes
			Budget in blank cells			$ 0	Amount remaining to budget
Positions in navy blue have been HS-only in the past			Gray cells are budgeted for you			$3,148,575	Total Allocation, All Sources
2100 Principal's Office:							
Principal/Coordinator	1.00	1.00	1.00	*Yes*	$ 140,268	$ 140,268.00	
Headmaster	0.00	0.00		*Yes*	$ 173,680		
Assistant Principal	0.00			*Yes*	$ 128,579	$ -	
House Deans	0.00			*Yes*	$ 141,596		
Administrative Assistant	1.00	1.00	1.00	*Yes*	$ 56,107	$ 56,107.20	
	2.00	2.00	2.00			$ 196,375.20	
Coaches:							
Math Resource Teacher	0.00			*Yes*	$ 93,512	$ -	
Literacy Specialist	1.00	1.00	1.00	*Yes*	$ 97,985	$ 97,985.00	
Instructional Specialist	0.00	0.00		*Yes*	$ 97,985	$ -	
Additional professional development coaches				*Yes*	$ 97,985	$ -	
	1.00	1.00	1.00			$ 97,985.00	
General Education Teachers:							
Classroom Teachers							
PreSchool Teachers	1.00	1.00	1.00	*Yes*	$ 93,512	$ 93,512.00	
Kindergarten Teachers	2.00	1.00	2.00	*Yes*	$ 93,512	$ 187,024.00	
1st Grade Teachers	2.00	*see below*	2.00	*see below*	$ 93,512	$ 187,024.00	
2nd Grade Teachers	2.00	*see below*	2.00	*see below*	$ 93,512	$ 187,024.00	
3rd Grade Teachers	2.00	*see below*	2.00	*see below*	$ 93,512	$ 187,024.00	
4th Grade Teachers	2.00	*see below*	2.00	*see below*	$ 93,512	$ 187,024.00	
5th Grade Teachers	0.00	*see below*		*see below*	$ 93,512	$ -	
6th Grade Teachers	0.00	*see below*		*see below*	$ 93,512	$ -	
7th Grade Teachers	0.00	*see below*		*see below*	$ 93,512	$ -	
8th Grade Teachers	0.00	*see below*		*see below*	$ 93,512	$ -	
Loopers	0.00	*see below*		*see below*	$ 93,512	$ -	
All Grades 1-8 Teachers	*8.00*	*6.00*	*8.00*	*Yes*			
Allied Arts							
Art	1.00		0.80	*Yes*	$ 93,512	$ 74,809.60	
Music	1.00		0.90	*Yes*	$ 93,512	$ 84,160.80	
Physical Education	1.00	1.00	0.80	*Please budget additional staff*	$ 93,512	$ 74,809.60	
Technology Ed	0.00			*Yes*	$ 93,512	$ -	
Drama	0.00			*Yes*	$ 93,512	$ -	
ITS	0.00			*Yes*	$ 93,512	$ -	
Content Literacy	1.00		1.00	*Yes*	$ 93,512	$ 93,512.00	
Health	0.00			*Yes*	$ 93,512	$ -	
Dance	0.00			*Yes*	$ 93,512	$ -	
Library/Media Specialist	0.00			*Yes*	$ 108,442	$ -	
Other	0.00			*Yes*	$ 93,512	$ -	
Subject Teachers (High school only)							
Math Teachers	0.00	*see below*		*see below*	$ 93,512	$ -	
Science Teachers	0.00	*see below*		*see below*	$ 93,512	$ -	
Social Studies Teachers	0.00	*see below*		*see below*	$ 93,512	$ -	
English	0.00	*see below*		*see below*	$ 93,512	$ -	
Foreign Language	0.00	*see below*		*see below*	$ 93,512	$ -	
All HS Subject Teachers	*0.00*	0.00		*Yes*			
In House Suspension	0.00			*Yes*	$ 93,512	$ -	
Consumer Science	0.00			*Yes*	$ 93,512	$ -	
Business	0.00			*Yes*	$ 93,512	$ -	
Video Production	0.00			*Yes*	$ 93,512	$ -	
ROTC	0.00			*Yes*	$ 93,512	$ -	
All General Education Teachers	15.00		14.50			$ 1,355,924.00	
Paraprofessionals:							

Washington Elementary School	Last year's staff	Required minimum	Budgeted Staff	Check: Sufficient Staff?	Average Salary + Benefits	Amount	Notes
Mainstream Paras							
Preschool Para	1.00	1.00	1.00	*Yes*	$ 37,989	$ 37,989.25	
Kindergarten Para	2.00	1.00	2.00	*Yes*	$ 37,989	$ 75,978.50	
Mainstream Paras	2.00		2.00	*Yes*	$ 37,989	$ 75,978.50	
All General Education Paras	5.00	2.00	5.00			**$ 189,946.25**	
Special Programs							
Special Education	If you plan to change special education staffing, contact Mike Lovato by 3/16/2020						
Adjustment Teachers	0.00			*No change*	$ 93,512	$ -	
LEAP Teachers	0.00			*No change*	$ 93,512	$ -	
CSA Teachers	3.00		3.00	*No change*	$ 93,512	$ 280,536.00	
Other Special Ed Teachers	2.00		2.00	*No change*	$ 93,512	$ 187,024.00	
				No change			
Special Education Classroom Paras	9.00		9.00	*No change*	$ 37,989	$ 341,903.25	
504 /1to1	1.00	*Provided outside of SSB*	1.00	*Provided outside of SSB*	$ 37,989	$ 37,989	
English Language Learners							
ELL Teachers	1.00	2.00	2.00	*Yes*	$ 93,512	$ 187,024.00	
ELL Para	0.00			*Yes*	$ 37,989	$ -	
ELL Tutor (Title III)	0.00	*Provided outside of SSB*	0.00	*Provided outside of SSB*	$ 15,750	$ -	
All Special Programs Teachers & Paras	16.00	2.00	17.00			**$ 1,034,477**	
Student Support:							
Guidance Counselor	0.00			*Yes*	$ 107,539	$ -	
Social Worker	0.00	*Provided outside of SSB*	0.00	*Provided outside of SSB*	$ 109,292	$ -	
Additional social workers	0.00			*Yes*	$ 109,292	$ -	
SEL Tutors: 18 hrs/week	1.00		1.00	*Yes*	$ 18,900	$ 18,900.00	
Tutors: 18 hrs/week	0.00			*Yes*	$ 18,900	$ -	
Tutors: 15 hrs/week (Title I)	3.00		3.00	*Yes*	$ 14,850	$ 44,550.00	
Parent Liaisons: Stipended (Title I)	1.00			*Yes*	$ 3,000	$ -	
Parent Liaisons: 18 hrs/week (Title I)	0.00			*Yes*	$ 11,340	$ 1,000.00	not counted in staff just an amount
Parent Liaison, full time	0.00			*Yes*	$ 43,091	$ -	
	5.00	0.00	4.00			**$ 64,450**	
Facilities							
Security Guards	0.00	0.00		*Yes*	$ 52,525	$ -	
Custodians	2.00		2.00	*Yes*	$ 56,107	$ 112,214	
	2.00	0.00	2.00			**$ 112,214**	
High School-Specific Positions							
Coordinator of Student Support Services	0.00			*Yes*	$ 146,910	$ -	
Discipline & Operations Specialist	0.00			*Yes*	$ 126,737	$ -	
Academic Chairs	0.00			*Yes*	$ 135,109	$ -	
Director of the Freshman Academy	0.00			*Yes*	$ 137,155	$ -	
Student Services Specialist - Freshman Academy	0.00			*Yes*	$ 117,796	$ -	
Bursar/Financial Specialist	0.00			*Yes*	$ 58,072	$ -	
Clerk Schedulers	0.00			*Yes*	$ 53,208	$ -	
Administrator of Athletics	0.00			*Yes*	$ 141,671	$ -	
Student Activity Advisor	0.00			*Yes*	$ 96,122	$ -	
	0.00	0.00	0.00			**$ -**	
Other Positions							
Other (Please describe)	0.00			*Yes*	See James Hall and Linus Guillory t	$ -	
Other (Please describe)	0.00			*Yes*	See James Hall and Linus Guillory t	$ -	
	0.00		0.00			**$ -**	
Total Staffing							
	46.00		45.50			$ 3,051,371	
Non-Personnel							
Instructional Supplies	$ 18,960		$ 74,756	*Yes*		$ 74,756.00	
STEM Lead Stipends	$ -		$ 3,600	*Yes*		$ 3,600.00	
Enrichment	$ -			*Yes*		$ -	

Washington Elementary School	Last year's staff	Required minimum	Budgeted Staff	Check: Sufficient Staff?	Average Salary + Benefits	Amount	Notes
Athletics: Coaches	$ -			*Yes*		$ -	
Athletics: Contracted Services	$ -			*Yes*		$ -	
Athletics: Transportation	$ -			*Yes*		$ -	
Athletics: Supplies & Uniforms	$ -			*Yes*		$ -	
Athletics: Rental Fees	$ -			*Yes*		$ -	
Student Activity Stipends	$ -			*Yes*		$ -	
Student Activity Supplies	$ -			*Yes*		$ -	
Dual Enrollment	$ -	*Provided outside of SSB*	$ -	*Provided outside of SSB*		$ -	
SCORE Peer Mediation	$ -	*Provided outside of SSB*	$ -	*Provided outside of SSB*		$ -	
Band camp	$ -	*Provided outside of SSB*	$ -	*Provided outside of SSB*		$ -	
Choral supplies	$ -	*Provided outside of SSB*	$ -	*Provided outside of SSB*		$ -	
Jr. Air Force ROTC Supplies & Equip.	$ -			*Yes*		$ -	
Other (describe in column H)			$ 18,848	*Yes*		$ 18,848.00	3600 each for a Math Lead and ELL lead, 9148 for PD and 2500 for ST Math
	$ 18,960		$ 97,204			**$ 97,204.00**	

Title I Review							
Coaches	1.00	1.00	1.00	*See below*	$ 97,985	$ 97,985	
Parent Liaisons: Stipended	1.00		0.00	*See below*	$ 3,000	$ -	
Parent Liaisons: 18 hrs/week	0.00		0.00	*See below*	$ 11,340	$ -	
Tutors: 15 hrs/wk	3.00		3.00	*See below*	$ 14,850	$ 44,550	
Total Title I Allocation	$ 145,535	$ 145,535	*4*	*You have used 98% of your Title I budget*		**$ 142,535**	

Total Budget	
	$ 3,148,575